

PHILIPPINE BIDDING DOCUMENTS

(As Harmonized with Development Partners)

Construction of Two- Storey Radiology- Psychology Complex 2022-17

Government of the Republic of the Philippines

**Sixth Edition
July 2020**

Preface

These Philippine Bidding Documents (PBDs) for the procurement of Infrastructure Projects (hereinafter referred to also as the “Works”) through Competitive Bidding have been prepared by the Government of the Philippines for use by all branches, agencies, departments, bureaus, offices, or instrumentalities of the government, including government-owned and/or -controlled corporations, government financial institutions, state universities and colleges, local government units, and autonomous regional government. The procedures and practices presented in this document have been developed through broad experience, and are for mandatory use in projects that are financed in whole or in part by the Government of the Philippines or any foreign government/foreign or international financing institution in accordance with the provisions of the 2016 revised Implementing Rules and Regulations (IRR) of Republic Act (RA) No. 9184.

The PBDs are intended as a model for admeasurements (unit prices or unit rates in a bill of quantities) types of contract, which are the most common in Works contracting.

The Bidding Documents shall clearly and adequately define, among others: (i) the objectives, scope, and expected outputs and/or results of the proposed contract; (ii) the eligibility requirements of Bidders; (iii) the expected contract duration; and (iv) the obligations, duties, and/or functions of the winning Bidder.

Care should be taken to check the relevance of the provisions of the PBDs against the requirements of the specific Works to be procured. If duplication of a subject is inevitable in other sections of the document prepared by the Procuring Entity, care must be exercised to avoid contradictions between clauses dealing with the same matter.

Moreover, each section is prepared with notes intended only as information for the Procuring Entity or the person drafting the Bidding Documents. They shall not be included in the final documents. The following general directions should be observed when using the documents:

- a. All the documents listed in the Table of Contents are normally required for the procurement of Infrastructure Projects. However, they should be adapted as necessary to the circumstances of the particular Project.
- b. Specific details, such as the “*name of the Procuring Entity*” and “*address for bid submission*,” should be furnished in the Instructions to Bidders, Bid Data Sheet, and Special Conditions of Contract. The final documents should contain neither blank spaces nor options.
- c. This Preface and the footnotes or notes in italics included in the Invitation to Bid, BDS, General Conditions of Contract, Special Conditions of Contract, Specifications, Drawings, and Bill of Quantities are not part of the text of the final document, although they contain instructions that the Procuring Entity should strictly follow.
- d. The cover should be modified as required to identify the Bidding Documents as to the names of the Project, Contract, and Procuring Entity, in addition to date of issue.

- e. Modifications for specific Procurement Project details should be provided in the Special Conditions of Contract as amendments to the Conditions of Contract. For easy completion, whenever reference has to be made to specific clauses in the Bid Data Sheet or Special Conditions of Contract, these terms shall be printed in bold typeface on Sections I (Instructions to Bidders) and III (General Conditions of Contract), respectively.
- f. For guidelines on the use of Bidding Forms and the procurement of Foreign-Assisted Projects, these will be covered by a separate issuance of the Government Procurement Policy Board.

TABLE OF CONTENTS

| | |
|--|-----------|
| Glossary of Terms, Abbreviations, and Acronyms | 5 |
| Section I. Invitation to Bid..... | 8 |
| Section II. Instructions to Bidders | 11 |
| 1. Scope of Bid..... | 12 |
| 2. Funding Information | 12 |
| 3. Bidding Requirements..... | 12 |
| 4. Corrupt, Fraudulent, Collusive, Coercive, and Obstructive Practices | 12 |
| 5. Eligible Bidders..... | 13 |
| 6. Origin of Associated Goods | 13 |
| 7. Subcontracts | 13 |
| 8. Pre-Bid Conference..... | 13 |
| 9. Clarification and Amendment of Bidding Documents..... | 13 |
| 10. Documents Comprising the Bid: Eligibility and Technical Components | 14 |
| 11. Documents Comprising the Bid: Financial Component | 14 |
| 12. Alternative Bids | 15 |
| 13. Bid Prices | 15 |
| 14. Bid and Payment Currencies..... | 15 |
| 15. Bid Security..... | 15 |
| 16. Sealing and Marking of Bids..... | 15 |
| 17. Deadline for Submission of Bids | 16 |
| 18. Opening and Preliminary Examination of Bids | 16 |
| 19. Detailed Evaluation and Comparison of Bids | 16 |
| 20. Post Qualification..... | 16 |
| 21. Signing of the Contract | 17 |
| Section III. Bid Data Sheet | 18 |
| Section IV. General Conditions of Contract..... | 21 |
| 1. Scope of Contract..... | 22 |
| 2. Sectional Completion of Works | 22 |
| 3. Possession of Site | 22 |
| 4. The Contractor's Obligations..... | 22 |
| 5. Performance Security | 22 |
| 6. Site Investigation Reports | 23 |

| | | |
|---|--|-----------|
| 7. | Warranty..... | 23 |
| 8. | Liability of the Contractor..... | 23 |
| 9. | Termination for Other Causes..... | 23 |
| 10. | Dayworks | 24 |
| 11. | Program of Work..... | 24 |
| 12. | Instructions, Inspections and Audits | 24 |
| 13. | Advance Payment..... | 24 |
| 14. | Progress Payments | 24 |
| 15. | Operating and Maintenance Manuals..... | 24 |
| Section V. Special Conditions of Contract..... | | 26 |
| Section VI. Specifications | | 28 |
| Section VII. Drawings..... | | 30 |
| Section VIII. Bill of Quantities | | 31 |
| Section IX. Checklist of Technical and Financial Documents | | 33 |

Glossary of Terms, Abbreviations, and Acronyms

ABC – Approved Budget for the Contract.

ARCC – Allowable Range of Contract Cost.

BAC – Bids and Awards Committee.

Bid – A signed offer or proposal to undertake a contract submitted by a bidder in response to and in consonance with the requirements of the bidding documents. Also referred to as *Proposal* and *Tender*. (2016 revised IRR, Section 5[c])

Bidder – Refers to a contractor, manufacturer, supplier, distributor and/or consultant who submits a bid in response to the requirements of the Bidding Documents. (2016 revised IRR, Section 5[d])

Bidding Documents – The documents issued by the Procuring Entity as the bases for bids, furnishing all information necessary for a prospective bidder to prepare a bid for the Goods, Infrastructure Projects, and/or Consulting Services required by the Procuring Entity. (2016 revised IRR, Section 5[e])

BIR – Bureau of Internal Revenue.

BSP – Bangko Sentral ng Pilipinas.

CDA – Cooperative Development Authority.

Consulting Services – Refer to services for Infrastructure Projects and other types of projects or activities of the GOP requiring adequate external technical and professional expertise that are beyond the capability and/or capacity of the GOP to undertake such as, but not limited to: (i) advisory and review services; (ii) pre-investment or feasibility studies; (iii) design; (iv) construction supervision; (v) management and related services; and (vi) other technical services or special studies. (2016 revised IRR, Section 5[i])

Contract – Refers to the agreement entered into between the Procuring Entity and the Supplier or Manufacturer or Distributor or Service Provider for procurement of Goods and Services; Contractor for Procurement of Infrastructure Projects; or Consultant or Consulting Firm for Procurement of Consulting Services; as the case may be, as recorded in the Contract Form signed by the parties, including all attachments and appendices thereto and all documents incorporated by reference therein.

Contractor – is a natural or juridical entity whose proposal was accepted by the Procuring Entity and to whom the Contract to execute the Work was awarded. Contractor as used in these Bidding Documents may likewise refer to a supplier, distributor, manufacturer, or consultant.

CPI – Consumer Price Index.

DOLE – Department of Labor and Employment.

DTI – Department of Trade and Industry.

Foreign-funded Procurement or Foreign-Assisted Project – Refers to procurement whose funding source is from a foreign government, foreign or international financing institution as specified in the Treaty or International or Executive Agreement. (2016 revised IRR, Section 5[b]).

GFI – Government Financial Institution.

GOCC – Government-owned and/or –controlled corporation.

Goods – Refer to all items, supplies, materials and general support services, except Consulting Services and Infrastructure Projects, which may be needed in the transaction of public businesses or in the pursuit of any government undertaking, project or activity, whether in the nature of equipment, furniture, stationery, materials for construction, or personal property of any kind, including non-personal or contractual services such as the repair and maintenance of equipment and furniture, as well as trucking, hauling, janitorial, security, and related or analogous services, as well as procurement of materials and supplies provided by the Procuring Entity for such services. The term “related” or “analogous services” shall include, but is not limited to, lease or purchase of office space, media advertisements, health maintenance services, and other services essential to the operation of the Procuring Entity. (2016 revised IRR, Section 5[r])

GOP – Government of the Philippines.

Infrastructure Projects – Include the construction, improvement, rehabilitation, demolition, repair, restoration or maintenance of roads and bridges, railways, airports, seaports, communication facilities, civil works components of information technology projects, irrigation, flood control and drainage, water supply, sanitation, sewerage and solid waste management systems, shore protection, energy/power and electrification facilities, national buildings, school buildings, hospital buildings, and other related construction projects of the government. Also referred to as *civil works or works*. (2016 revised IRR, Section 5[u])

LGUs – Local Government Units.

NFCC – Net Financial Contracting Capacity.

NGA – National Government Agency.

PCAB – Philippine Contractors Accreditation Board.

PhilGEPS - Philippine Government Electronic Procurement System.

Procurement Project – refers to a specific or identified procurement covering goods, infrastructure project or consulting services. A Procurement Project shall be described, detailed, and scheduled in the Project Procurement Management Plan prepared by the agency which shall be consolidated in the procuring entity's Annual Procurement Plan. (GPPB Circular No. 06-2019 dated 17 July 2019)

PSA – Philippine Statistics Authority.

SEC – Securities and Exchange Commission.

SLCC – Single Largest Completed Contract.

UN – United Nations.

Section I. Invitation to Bid

Notes on the Invitation to Bid

The Invitation to Bid (IB) provides information that enables potential Bidders to decide whether to participate in the procurement at hand. The IB shall be posted in accordance with Section 21.2 of the 2016 revised IRR of RA No. 9184.

Apart from the essential items listed in the Bidding Documents, the IB should also indicate the following:

- a. The date of availability of the Bidding Documents, which shall be from the time the IB is first advertised/posted until the deadline for the submission and receipt of bids;
- b. The place where the Bidding Documents may be acquired or the website where it may be downloaded;
- c. The deadline for the submission and receipt of bids; and
- d. Any important bid evaluation criteria.

The IB should be incorporated into the Bidding Documents. The information contained in the IB must conform to the Bidding Documents and in particular to the relevant information in the Bid Data Sheet.



Invitation to Bid for Construction of Two-Storey Radiology-Psychology Complex

1. The **Mariveles Mental Wellness and General Hospital**, through the **Government Appropriation Act of 2022/HFEP SAA 2022-02-0475** intends to apply the sum of **Forty-Four Million Nine Hundred Eighty-Six Thousand Three Hundred Fifty-Three Pesos and 41/100 Only (P 44,986,353.41)** being the Approved Budget for the Contract (ABC) to payments under the contract for **Construction of Two-Storey Radiology-Psychology Complex/ 2022-17**. Bids received in excess of the ABC shall be automatically rejected at bid opening.
2. The **Mariveles Mental Wellness and General Hospital** now invites bids for the above Procurement Project. Completion of the Works is required **360 calendar days**. Bidders should have completed a contract similar to the Project. The description of an eligible bidder is contained in the Bidding Documents, particularly, in Section II (Instructions to Bidders).
3. Bidding will be conducted through open competitive bidding procedures using non-discretionary “*pass/fail*” criterion as specified in the 2016 revised Implementing Rules and Regulations (IRR) of Republic Act (RA) No. 9184.
4. Interested bidders may obtain further information from **MMWGH** and inspect the Bidding Documents at the address given below from M-F; 8am-5pm, except holidays.
5. A complete set of Bidding Documents may be acquired by interested bidders on **August 11 - 30, 2022** from given address and website/s below and upon payment of the applicable fee for the Bidding Documents, pursuant to the latest Guidelines issued by the GPPB, in the amount of **P25,000.00**. The Procuring Entity shall allow the bidder to present its proof of payment for the fees in person.
6. The **MMWGH** will hold a Pre-Bid Conference on **August 19, 2022 9AM** at **MMWGH Compound**, and/or through webcasting *via Zoom*, which shall be open to prospective bidders.
7. Bids must be duly received by the BAC Secretariat through manual submission at the office address indicated below on or before **August 31, 2022 9AM**. Late bids shall not be accepted.
8. All bids must be accompanied by a bid security in any of the acceptable forms and in the amount stated in **ITB Clause 16**.
9. Bid opening shall be on **August 31, 2022 9AM** at the given address below and/or via *Zoom*. Bids will be opened in the presence of the bidders’ representatives who choose to attend the activity.

10. The **MMWGH** reserves the right to reject any and all bids, declare a failure of bidding, or not award the contract at any time prior to contract award in accordance with Sections 35.6 and 41 of the 2016 revised Implementing Rules and Regulations (IRR) of RA No. 9184, without thereby incurring any liability to the affected bidder or bidders.

11. For further information, please refer to:

MARY RODELINE M. CASUAYAN

BAC Secretariat

Procurement Unit

Mariveles Mental Wellness and General Hospital

P. Monroe Street, Poblacion, Mariveles, Bataan

Email Address: **procurement@mmwgh.gov.ph**

Website: **www.mmwgh.gov.ph**

Contact No.: +639-688545320

12. You may visit the following websites:

For downloading of Bidding Documents: **<http://www.mmwgh.gov.ph/itb2022.php>**

Date of Issue: August 11, 2022

(Sgd.)

ZORAIDA F. AFABLE, MD

Chairperson, BAC

Section II. Instructions to Bidders

Notes on the Instructions to Bidders

This Section on the Instruction to Bidders (ITB) provides the information necessary for bidders to prepare responsive bids, in accordance with the requirements of the Procuring Entity. It also provides information on bid submission, eligibility check, opening and evaluation of bids, post-qualification, and on the award of contract.

1. Scope of Bid

The Procuring Entity, **Mariveles Mental Wellness and General Hospital** invites Bids for the **Construction of Two-Storey Radiology-Psychology Complex**, with Project Identification Number **2022-17**.

[Note: The Project Identification Number is assigned by the Procuring Entity based on its own coding scheme and is not the same as the PhilGEPS reference number, which is generated after the posting of the bid opportunity on the PhilGEPS website.]

The Procurement Project (referred to herein as “Project”) is for the construction of Works, as described in Section VI (Specifications).

2. Funding Information

2.1. The GOP through the source of funding as indicated below for **2022** in the amount of **Forty-Four Million Nine Hundred Eighty-Six Thousand Three Hundred Fifty-Three Pesos and 41/100 Only (P 44,986,353.41)**.

2.2. The source of funding is:

- a. NGA, the General Appropriations Act or Special Appropriations.

3. Bidding Requirements

The Bidding for the Project shall be governed by all the provisions of RA No. 9184 and its 2016 revised IRR, including its Generic Procurement Manual and associated policies, rules and regulations as the primary source thereof, while the herein clauses shall serve as the secondary source thereof.

Any amendments made to the IRR and other GPPB issuances shall be applicable only to the ongoing posting, advertisement, or invitation to bid by the BAC through the issuance of a supplemental or bid bulletin.

The Bidder, by the act of submitting its Bid, shall be deemed to have inspected the site, determined the general characteristics of the contracted Works and the conditions for this Project, such as the location and the nature of the work; (b) climatic conditions; (c) transportation facilities; (c) nature and condition of the terrain, geological conditions at the site communication facilities, requirements, location and availability of construction aggregates and other materials, labor, water, electric power and access roads; and (d) other factors that may affect the cost, duration and execution or implementation of the contract, project, or work and examine all instructions, forms, terms, and project requirements in the Bidding Documents.

4. Corrupt, Fraudulent, Collusive, Coercive, and Obstructive Practices

The Procuring Entity, as well as the Bidders and Contractors, shall observe the highest standard of ethics during the procurement and execution of the contract. They or through an agent shall not engage in corrupt, fraudulent, collusive, coercive, and obstructive practices defined under Annex “I” of the 2016 revised IRR of RA No. 9184 or other integrity violations in competing for the Project.

5. Eligible Bidders

- 5.1. Only Bids of Bidders found to be legally, technically, and financially capable will be evaluated.
- 5.2. The Bidder must have an experience of having completed a Single Largest Completed Contract (SLCC) that is similar to this Project, equivalent to at least fifty percent (50%) of the ABC adjusted, if necessary, by the Bidder to current prices using the PSA’s CPI, except under conditions provided for in Section 23.4.2.4 of the 2016 revised IRR of RA No. 9184.

A contract is considered to be “similar” to the contract to be bid if it has the major categories of work stated in the **BDS**.

- 5.3. For Foreign-funded Procurement, the Procuring Entity and the foreign government/foreign or international financing institution may agree on another track record requirement, as specified in the Bidding Document prepared for this purpose.
- 5.4. The Bidders shall comply with the eligibility criteria under Section 23.4.2 of the 2016 IRR of RA No. 9184.

6. Origin of Associated Goods

There is no restriction on the origin of Goods other than those prohibited by a decision of the UN Security Council taken under Chapter VII of the Charter of the UN.

7. Subcontracts

- 7.1. The Bidder may subcontract portions of the Project to the extent allowed by the Procuring Entity as stated herein, but in no case more than fifty percent (50%) of the Project.

The Procuring Entity has prescribed that:

- a. Subcontracting is not allowed.

8. Pre-Bid Conference

The Procuring Entity will hold a pre-bid conference for this Project on the specified date and time and either at its physical address and/or through videoconferencing/webcasting *via Zoom* as indicated in paragraph 6 of the **IB**.

9. Clarification and Amendment of Bidding Documents

Prospective bidders may request for clarification on and/or interpretation of any part of the Bidding Documents. Such requests must be in writing and received by the Procuring Entity, either at its given address or through electronic mail indicated in the **IB**, at least ten (10) calendar days before the deadline set for the submission and receipt of Bids.

10. Documents Comprising the Bid: Eligibility and Technical Components

- 10.1. The first envelope shall contain the eligibility and technical documents of the Bid as specified in **Section IX. Checklist of Technical and Financial Documents**.
- 10.2. If the eligibility requirements or statements, the bids, and all other documents for submission to the BAC are in foreign language other than English, it must be accompanied by a translation in English, which shall be authenticated by the appropriate Philippine foreign service establishment, post, or the equivalent office having jurisdiction over the foreign bidder's affairs in the Philippines. For Contracting Parties to the Apostille Convention, only the translated documents shall be authenticated through an apostille pursuant to GPPB Resolution No. 13-2019 dated 23 May 2019. The English translation shall govern, for purposes of interpretation of the bid.
- 10.3. A valid PCAB License is required, and in case of joint ventures, a valid special PCAB License, and registration for the type and cost of the contract for this Project. Any additional type of Contractor license or permit shall be indicated in the **BDS**.
- 10.4. A List of Contractor's key personnel (e.g., Project Manager, Project Engineers, Materials Engineers, and Foremen) assigned to the contract to be bid, with their complete qualification and experience data shall be provided. These key personnel must meet the required minimum years of experience set in the **BDS**.
- 10.5. A List of Contractor's major equipment units, which are owned, leased, and/or under purchase agreements, supported by proof of ownership, certification of availability of equipment from the equipment lessor/vendor for the duration of the project, as the case may be, must meet the minimum requirements for the contract set in the **BDS**.

11. Documents Comprising the Bid: Financial Component

- 11.1. The second bid envelope shall contain the financial documents for the Bid as specified in **Section IX. Checklist of Technical and Financial Documents**.
- 11.2. Any bid exceeding the ABC indicated in paragraph 1 of the **IB** shall not be accepted.

- 11.3. For Foreign-funded procurement, a ceiling may be applied to bid prices provided the conditions are met under Section 31.2 of the 2016 revised IRR of RA No. 9184.

12. Alternative Bids

Bidders shall submit offers that comply with the requirements of the Bidding Documents, including the basic technical design as indicated in the drawings and specifications. Unless there is a value engineering clause in the **BDS**, alternative Bids shall not be accepted.

13. Bid Prices

All bid prices for the given scope of work in the Project as awarded shall be considered as fixed prices, and therefore not subject to price escalation during contract implementation, except under extraordinary circumstances as determined by the NEDA and approved by the GPPB pursuant to the revised Guidelines for Contract Price Escalation guidelines.

14. Bid and Payment Currencies

- 14.1. Bid prices may be quoted in the local currency or tradeable currency accepted by the BSP at the discretion of the Bidder. However, for purposes of bid evaluation, Bids denominated in foreign currencies shall be converted to Philippine currency based on the exchange rate as published in the BSP reference rate bulletin on the day of the bid opening.

- 14.2. *Payment of the contract price shall be made in:*

- a. Philippine Pesos.

15. Bid Security

- 15.1. The Bidder shall submit a Bid Securing Declaration or any form of Bid Security in the amount indicated in the **BDS**, which shall be not less than the percentage of the ABC in accordance with the schedule in the **BDS**.
- 15.2. The Bid and bid security shall be valid until **December 29, 2022**. Any bid not accompanied by an acceptable bid security shall be rejected by the Procuring Entity as non-responsive.

16. Sealing and Marking of Bids

Each Bidder shall submit one copy of the first and second components of its Bid.

The Procuring Entity may request additional hard copies and/or electronic copies of the Bid. However, failure of the Bidders to comply with the said request shall not be a ground for disqualification.

If the Procuring Entity allows the submission of bids through online submission to the given website or any other electronic means, the Bidder shall submit an electronic copy of its Bid, which must be digitally signed. An electronic copy that cannot be opened or is corrupted shall be considered non-responsive and, thus, automatically disqualified.

17. Deadline for Submission of Bids

The Bidders shall submit on the specified date and time and either at its physical address or through online submission as indicated in paragraph 7 of the **IB**.

18. Opening and Preliminary Examination of Bids

18.1. The BAC shall open the Bids in public at the time, on the date, and at the place specified in paragraph 9 of the **IB**. The Bidders' representatives who are present shall sign a register evidencing their attendance. In case videoconferencing, webcasting or other similar technologies will be used, attendance of participants shall likewise be recorded by the BAC Secretariat.

In case the Bids cannot be opened as scheduled due to justifiable reasons, the rescheduling requirements under Section 29 of the 2016 revised IRR of RA No. 9184 shall prevail.

18.2. The preliminary examination of Bids shall be governed by Section 30 of the 2016 revised IRR of RA No. 9184.

19. Detailed Evaluation and Comparison of Bids

19.1. The Procuring Entity's BAC shall immediately conduct a detailed evaluation of all Bids rated "*passed*" using non-discretionary pass/fail criteria. The BAC shall consider the conditions in the evaluation of Bids under Section 32.2 of 2016 revised IRR of RA No. 9184.

19.2. If the Project allows partial bids, all Bids and combinations of Bids as indicated in the **BDS** shall be received by the same deadline and opened and evaluated simultaneously so as to determine the Bid or combination of Bids offering the lowest calculated cost to the Procuring Entity. Bid Security as required by **ITB** Clause 16 shall be submitted for each contract (lot) separately.

19.3. In all cases, the NFCC computation pursuant to Section 23.4.2.6 of the 2016 revised IRR of RA No. 9184 must be sufficient for the total of the ABCs for all the lots participated in by the prospective Bidder.

20. Post Qualification

Within a non-extendible period of five (5) calendar days from receipt by the Bidder of the notice from the BAC that it submitted the Lowest Calculated Bid, the Bidder shall submit its latest income and business tax returns filed and paid through the BIR Electronic Filing and Payment System (eFPS), and other appropriate licenses and permits required by law and stated in the **BDS**.

21. Signing of the Contract

The documents required in Section 37.2 of the 2016 revised IRR of RA No. 9184 shall form part of the Contract. Additional Contract documents are indicated in the **BDS**.

Section III. Bid Data Sheet

Notes on the Bid Data Sheet (BDS)

The Bid Data Sheet (BDS) consists of provisions that supplement, amend, or specify in detail, information, or requirements included in the ITB found in Section II, which are specific to each procurement.

This Section is intended to assist the Procuring Entity in providing the specific information in relation to corresponding clauses in the ITB and has to be prepared for each specific procurement.

The Procuring Entity should specify in the BDS information and requirements specific to the circumstances of the Procuring Entity, the processing of the procurement, and the bid evaluation criteria that will apply to the Bids. In preparing the BDS, the following aspects should be checked:

- a. Information that specifies and complements provisions of the ITB must be incorporated.
- b. Amendments and/or supplements, if any, to provisions of the ITB as necessitated by the circumstances of the specific procurement, must also be incorporated.

Bid Data Sheet

| ITB Clause | | | | | | | | | | | | | | | | | | | | | | | | | |
|---|---|----------------------------|---------------------------|----------------------------|------------------|---------|---|---|---------|---|--------------------|---------|---|-----------------------------------|---------|---|-----------------------------------|---------|---|-----------------|---------|---|-------------|---------|---|
| 5.2 | For this purpose, contracts similar to the Project refer to contracts which have the same major categories of work, which shall be: <i>[provide description/clarification of what are major categories of work].</i> | | | | | | | | | | | | | | | | | | | | | | | | |
| 7.1 | <i>[Specify the portions of Works and the maximum percentage allowed to be subcontracted, which shall not be significant or material components of the Project as determined by the Procuring Entity.]</i> | | | | | | | | | | | | | | | | | | | | | | | | |
| 10.3 | <i>[Specify if another Contractor license or permit is required.]</i> | | | | | | | | | | | | | | | | | | | | | | | | |
| 10.4 | <div>The key personnel must meet the required minimum years of experience set below:</div> <table><tr><th><u>Key Personnel</u></th><th><u>General Experience</u></th><th><u>Relevant Experience</u></th></tr><tr><td colspan="3">-Project Manager</td></tr><tr><td colspan="3">-Project Engineer (Preferably Civil Engineer)</td></tr><tr><td colspan="3">-Sanitary Engineer</td></tr><tr><td colspan="3">-Professional Electrical Engineer</td></tr><tr><td colspan="3">-Professional Mechanical Engineer</td></tr><tr><td colspan="3">-Safety Officer</td></tr><tr><td colspan="3">-Foreman</td></tr></table> | <u>Key Personnel</u> | <u>General Experience</u> | <u>Relevant Experience</u> | -Project Manager | | | -Project Engineer (Preferably Civil Engineer) | | | -Sanitary Engineer | | | -Professional Electrical Engineer | | | -Professional Mechanical Engineer | | | -Safety Officer | | | -Foreman | | |
| <u>Key Personnel</u> | <u>General Experience</u> | <u>Relevant Experience</u> | | | | | | | | | | | | | | | | | | | | | | | |
| -Project Manager | | | | | | | | | | | | | | | | | | | | | | | | | |
| -Project Engineer (Preferably Civil Engineer) | | | | | | | | | | | | | | | | | | | | | | | | | |
| -Sanitary Engineer | | | | | | | | | | | | | | | | | | | | | | | | | |
| -Professional Electrical Engineer | | | | | | | | | | | | | | | | | | | | | | | | | |
| -Professional Mechanical Engineer | | | | | | | | | | | | | | | | | | | | | | | | | |
| -Safety Officer | | | | | | | | | | | | | | | | | | | | | | | | | |
| -Foreman | | | | | | | | | | | | | | | | | | | | | | | | | |
| 10.5 | <div>The minimum major equipment requirements are the following:</div> <table><tr><th><u>Equipment</u></th><th><u>Capacity</u></th><th><u>Number of Units</u></th></tr><tr><td>-Backhoe</td><td>Minimum</td><td>1</td></tr><tr><td>-One Bagger Concrete Mixer</td><td>Minimum</td><td>1</td></tr><tr><td>-Concrete Vibrator</td><td>Minimum</td><td>1</td></tr><tr><td>-Compactor</td><td>Minimum</td><td>1</td></tr><tr><td>-Chipping Gun</td><td>Minimum</td><td>1</td></tr><tr><td>-Dump Truck</td><td>Minimum</td><td>1</td></tr><tr><td>-Boom Truck</td><td>Minimum</td><td>1</td></tr></table> | <u>Equipment</u> | <u>Capacity</u> | <u>Number of Units</u> | -Backhoe | Minimum | 1 | -One Bagger Concrete Mixer | Minimum | 1 | -Concrete Vibrator | Minimum | 1 | -Compactor | Minimum | 1 | -Chipping Gun | Minimum | 1 | -Dump Truck | Minimum | 1 | -Boom Truck | Minimum | 1 |
| <u>Equipment</u> | <u>Capacity</u> | <u>Number of Units</u> | | | | | | | | | | | | | | | | | | | | | | | |
| -Backhoe | Minimum | 1 | | | | | | | | | | | | | | | | | | | | | | | |
| -One Bagger Concrete Mixer | Minimum | 1 | | | | | | | | | | | | | | | | | | | | | | | |
| -Concrete Vibrator | Minimum | 1 | | | | | | | | | | | | | | | | | | | | | | | |
| -Compactor | Minimum | 1 | | | | | | | | | | | | | | | | | | | | | | | |
| -Chipping Gun | Minimum | 1 | | | | | | | | | | | | | | | | | | | | | | | |
| -Dump Truck | Minimum | 1 | | | | | | | | | | | | | | | | | | | | | | | |
| -Boom Truck | Minimum | 1 | | | | | | | | | | | | | | | | | | | | | | | |
| 15.1 | <div>The bid security shall be in the form of a Bid Securing Declaration or any of the following forms and amounts:</div> <div><div>a.</div><div>The amount of not less than <u>P 899,727.07</u>, if bid security is in cash, cashier's/manager's check, bank draft/guarantee or irrevocable letter of credit;</div></div> <div><div>b.</div><div>The amount of not less than <u>P 2,249,317.67</u>, if bid security is in Surety Bond.</div></div> | | | | | | | | | | | | | | | | | | | | | | | | |
| 20 | <div><i>[List licenses and permits relevant to the Project and the corresponding law requiring it, e.g. Environmental Compliance Certificate, Certification that the project site is not within a geohazard zone, etc.]</i></div> <div>-Building Permit</div> <div>-Fire Safety Inspection Certificate</div> <div>-Occupancy Permit</div> | | | | | | | | | | | | | | | | | | | | | | | | |
| 21 | Additional contract documents relevant to the Project that may be required by existing laws and/or the Procuring Entity, such as construction schedule and S-curve, manpower schedule, construction methods, equipment utilization | | | | | | | | | | | | | | | | | | | | | | | | |

| | |
|--|--|
| | schedule, construction safety and health program approved by the DOLE, and other acceptable tools of project scheduling. |
|--|--|

Section IV. General Conditions of Contract

Notes on the General Conditions of Contract

The General Conditions of Contract (GCC) in this Section, read in conjunction with the Special Conditions of Contract in Section V and other documents listed therein, should be a complete document expressing all the rights and obligations of the parties.

Matters governing performance of the Contractor, payments under the contract, or matters affecting the risks, rights, and obligations of the parties under the contract are included in the GCC and Special Conditions of Contract.

Any complementary information, which may be needed, shall be introduced only through the Special Conditions of Contract.

1. **Scope of Contract**

This Contract shall include all such items, although not specifically mentioned, that can be reasonably inferred as being required for its completion as if such items were expressly mentioned herein. All the provisions of RA No. 9184 and its 2016 revised IRR, including the Generic Procurement Manual, and associated issuances, constitute the primary source for the terms and conditions of the Contract, and thus, applicable in contract implementation. Herein clauses shall serve as the secondary source for the terms and conditions of the Contract.

This is without prejudice to Sections 74.1 and 74.2 of the 2016 revised IRR of RA No. 9184 allowing the GPPB to amend the IRR, which shall be applied to all procurement activities, the advertisement, posting, or invitation of which were issued after the effectivity of the said amendment.

2. **Sectional Completion of Works**

If sectional completion is specified in the **Special Conditions of Contract (SCC)**, references in the Conditions of Contract to the Works, the Completion Date, and the Intended Completion Date shall apply to any Section of the Works (other than references to the Completion Date and Intended Completion Date for the whole of the Works).

3. **Possession of Site**

4.1. The Procuring Entity shall give possession of all or parts of the Site to the Contractor based on the schedule of delivery indicated in the **SCC**, which corresponds to the execution of the Works. If the Contractor suffers delay or incurs cost from failure on the part of the Procuring Entity to give possession in accordance with the terms of this clause, the Procuring Entity's Representative shall give the Contractor a Contract Time Extension and certify such sum as fair to cover the cost incurred, which sum shall be paid by Procuring Entity.

4.2. If possession of a portion is not given by the above date, the Procuring Entity will be deemed to have delayed the start of the relevant activities. The resulting adjustments in contract time to address such delay may be addressed through contract extension provided under Annex "E" of the 2016 revised IRR of RA No. 9184.

4. **The Contractor's Obligations**

The Contractor shall employ the key personnel named in the Schedule of Key Personnel indicating their designation, in accordance with **ITB** Clause 10.3 and specified in the **BDS**, to carry out the supervision of the Works.

The Procuring Entity will approve any proposed replacement of key personnel only if their relevant qualifications and abilities are equal to or better than those of the personnel listed in the Schedule.

5. **Performance Security**

- 5.1. Within ten (10) calendar days from receipt of the Notice of Award from the Procuring Entity but in no case later than the signing of the contract by both parties, the successful Bidder shall furnish the performance security in any of the forms prescribed in Section 39 of the 2016 revised IRR.
- 5.2. The Contractor, by entering into the Contract with the Procuring Entity, acknowledges the right of the Procuring Entity to institute action pursuant to RA No. 3688 against any subcontractor be they an individual, firm, partnership, corporation, or association supplying the Contractor with labor, materials and/or equipment for the performance of this Contract.

6. Site Investigation Reports

The Contractor, in preparing the Bid, shall rely on any Site Investigation Reports referred to in the **SCC** supplemented by any information obtained by the Contractor.

7. Warranty

- 7.1. In case the Contractor fails to undertake the repair works under Section 62.2.2 of the 2016 revised IRR, the Procuring Entity shall forfeit its performance security, subject its property(ies) to attachment or garnishment proceedings, and perpetually disqualify it from participating in any public bidding. All payables of the GOP in his favor shall be offset to recover the costs.
- 7.2. The warranty against Structural Defects/Failures, except that occasioned-on force majeure, shall cover the period from the date of issuance of the Certificate of Final Acceptance by the Procuring Entity. Specific duration of the warranty is found in the **SCC**.

8. Liability of the Contractor

Subject to additional provisions, if any, set forth in the **SCC**, the Contractor's liability under this Contract shall be as provided by the laws of the Republic of the Philippines.

If the Contractor is a joint venture, all partners to the joint venture shall be jointly and severally liable to the Procuring Entity.

9. Termination for Other Causes

Contract termination shall be initiated in case it is determined *prima facie* by the Procuring Entity that the Contractor has engaged, before, or during the implementation of the contract, in unlawful deeds and behaviors relative to contract acquisition and implementation, such as, but not limited to corrupt, fraudulent, collusive, coercive, and obstructive practices as stated in **ITB** Clause 4.

10. Dayworks

Subject to the guidelines on Variation Order in Annex “E” of the 2016 revised IRR of RA No. 9184, and if applicable as indicated in the **SCC**, the Dayworks rates in the Contractor’s Bid shall be used for small additional amounts of work only when the Procuring Entity’s Representative has given written instructions in advance for additional work to be paid for in that way.

11. Program of Work

11.1. The Contractor shall submit to the Procuring Entity’s Representative for approval the said Program of Work showing the general methods, arrangements, order, and timing for all the activities in the Works. The submissions of the Program of Work are indicated in the **SCC**.

11.2. The Contractor shall submit to the Procuring Entity’s Representative for approval an updated Program of Work at intervals no longer than the period stated in the **SCC**. If the Contractor does not submit an updated Program of Work within this period, the Procuring Entity’s Representative may withhold the amount stated in the **SCC** from the next payment certificate and continue to withhold this amount until the next payment after the date on which the overdue Program of Work has been submitted.

12. Instructions, Inspections and Audits

The Contractor shall permit the GOP or the Procuring Entity to inspect the Contractor’s accounts and records relating to the performance of the Contractor and to have them audited by auditors of the GOP or the Procuring Entity, as may be required.

13. Advance Payment

The Procuring Entity shall, upon a written request of the Contractor which shall be submitted as a Contract document, make an advance payment to the Contractor in an amount not exceeding fifteen percent (15%) of the total contract price, to be made in lump sum, or at the most two installments according to a schedule specified in the **SCC**, subject to the requirements in Annex “E” of the 2016 revised IRR of RA No. 9184.

14. Progress Payments

The Contractor may submit a request for payment for Work accomplished. Such requests for payment shall be verified and certified by the Procuring Entity’s Representative/Project Engineer. Except as otherwise stipulated in the **SCC**, materials and equipment delivered on the site but not completely put in place shall not be included for payment.

15. Operating and Maintenance Manuals

15.1. If required, the Contractor will provide “as built” Drawings and/or operating and maintenance manuals as specified in the **SCC**.

- 15.2. If the Contractor does not provide the Drawings and/or manuals by the dates stated above, or they do not receive the Procuring Entity's Representative's approval, the Procuring Entity's Representative may withhold the amount stated in the **SCC** from payments due to the Contractor.

Section V. Special Conditions of Contract

Notes on the Special Conditions of Contract

Similar to the BDS, the clauses in this Section are intended to assist the Procuring Entity in providing contract-specific information in relation to corresponding clauses in the GCC found in Section IV.

The Special Conditions of Contract (SCC) complement the GCC, specifying contractual requirements linked to the special circumstances of the Procuring Entity, the Procuring Entity's country, the sector, and the Works procured. In preparing this Section, the following aspects should be checked:

- a. Information that complements provisions of the GCC must be incorporated.
- b. Amendments and/or supplements to provisions of the GCC as necessitated by the circumstances of the specific purchase, must also be incorporated.

However, no special condition which defeats or negates the general intent and purpose of the provisions of the GCC should be incorporated herein.

Special Conditions of Contract

| GCC Clause | |
|------------|--|
| 2 | <i>[If different dates are specified for completion of the Works by section, i.e. “sectional completion,” these dates should be listed here.]</i> Not applicable |
| 4.1 | <i>[Specify the schedule of delivery of the possession of the site to the Contractor, whether full or in part.]</i> Site is ready for Construction. |
| 6 | The site investigation reports are: Site inspection and verification. |
| 7.2 | <i>In case of permanent structures, such as buildings of types 4 and 5 as classified under the National Building Code of the Philippines and other structures made of steel, iron, or concrete which comply with relevant structural codes (e.g., DPWH Standard Specifications), such as, but not limited to, steel/concrete bridges, flyovers, aircraft movement areas, ports, dams, tunnels, filtration and treatment plants, sewerage systems, power plants, transmission and communication towers, railway system, and other similar permanent structures: Fifteen (15) years.</i> |
| 10 | No dayworks are applicable to the contract. |
| 11.1 | The Contractor shall submit the Program of Work to the Procuring Entity’s Representative before the Bid opening. |
| 11.2 | The amount to be withheld for late submission of an updated Program of Work is not applicable, late submission will cause outright rejection for the bids. |
| 13 | The amount of the advance payment not exceed 15% of the total contract price. |
| 14 | <i>[If allowed by the Procuring Entity, state:]</i> Materials and equipment delivered on the site but not completely put in place shall be included for payment. |
| 15.1 | The operating and maintenance manuals are required after the completion of the project. The “as built” drawings are required after the completion of the project. |
| 15.2 | The amount to be withheld for failing to produce “as built” drawings and/or operating and maintenance manuals by the date required is [not applicable]. |

Section VI. Specifications

Notes on Specifications

A set of precise and clear specifications is a prerequisite for Bidders to respond realistically and competitively to the requirements of the Procuring Entity without qualifying or conditioning their Bids. In the context of international competitive bidding, the specifications must be drafted to permit the widest possible competition and, at the same time, present a clear statement of the required standards of workmanship, materials, and performance of the goods and services to be procured. Only if this is done will the objectives of economy, efficiency, and fairness in procurement be realized, responsiveness of Bids be ensured, and the subsequent task of bid evaluation facilitated. The specifications should require that all goods and materials to be incorporated in the Works be new, unused, of the most recent or current models, and incorporate all recent improvements in design and materials unless provided otherwise in the Contract.

Samples of specifications from previous similar projects are useful in this respect. The use of metric units is mandatory. Most specifications are normally written specially by the Procuring Entity or its representative to suit the Works at hand. There is no standard set of Specifications for universal application in all sectors in all regions, but there are established principles and practices, which are reflected in these PBDs.

There are considerable advantages in standardizing General Specifications for repetitive Works in recognized public sectors, such as highways, ports, railways, urban housing, irrigation, and water supply, in the same country or region where similar conditions prevail. The General Specifications should cover all classes of workmanship, materials, and equipment commonly involved in construction, although not necessarily to be used in a particular Works Contract. Deletions or addenda should then adapt the General Specifications to the particular Works.

Care must be taken in drafting specifications to ensure that they are not restrictive. In the specification of standards for goods, materials, and workmanship, recognized international standards should be used as much as possible. Where other particular standards are used, whether national standards or other standards, the specifications should state that goods, materials, and workmanship that meet other authoritative standards, and which ensure substantially equal or higher quality than the standards mentioned, will also be acceptable. The following clause may be inserted in the SCC.

Sample Clause: Equivalency of Standards and Codes

Wherever reference is made in the Contract to specific standards and codes to be met by the goods and materials to be furnished, and work performed or tested, the provisions of the latest current edition or revision of the relevant standards and codes in effect shall apply, unless otherwise expressly stated in the Contract. Where such standards and codes are national, or relate to a particular country or region, other authoritative standards that ensure a substantially equal or higher quality than the standards and codes specified will be accepted

subject to the Procuring Entity's Representative's prior review and written consent. Differences between the standards specified and the proposed alternative standards shall be fully described in writing by the Contractor and submitted to the Procuring Entity's Representative at least twenty-eight (28) days prior to the date when the Contractor desires the Procuring Entity's Representative's consent. In the event the Procuring Entity's Representative determines that such proposed deviations do not ensure substantially equal or higher quality, the Contractor shall comply with the standards specified in the documents.

These notes are intended only as information for the Procuring Entity or the person drafting the Bidding Documents. They should not be included in the final Bidding Documents.

Section VII. Drawings

[Insert here a list of Drawings. The actual Drawings, including site plans, should be attached to this section, or annexed in a separate folder.]

See attached Detailed Architectural and Engineering Designs.

Section VIII. Bill of Quantities

Notes on the Bill of Quantities

Objectives

The objectives of the Bill of Quantities are:

- a. to provide sufficient information on the quantities of Works to be performed to enable Bids to be prepared efficiently and accurately; and
- b. when a Contract has been entered into, to provide a priced Bill of Quantities for use in the periodic valuation of Works executed.

In order to attain these objectives, Works should be itemized in the Bill of Quantities in sufficient detail to distinguish between the different classes of Works, or between Works of the same nature carried out in different locations or in other circumstances which may give rise to different considerations of cost. Consistent with these requirements, the layout and content of the Bill of Quantities should be as simple and brief as possible.

Daywork Schedule

A Daywork Schedule should be included only if the probability of unforeseen work, outside the items included in the Bill of Quantities, is high. To facilitate checking by the Entity of the realism of rates quoted by the Bidders, the Daywork Schedule should normally comprise the following:

- a. A list of the various classes of labor, materials, and Constructional Plant for which basic daywork rates or prices are to be inserted by the Bidder, together with a statement of the conditions under which the Contractor will be paid for work executed on a daywork basis.
- b. Nominal quantities for each item of Daywork, to be priced by each Bidder at Daywork rates as Bid. The rate to be entered by the Bidder against each basic Daywork item should include the Contractor's profit, overheads, supervision, and other charges.

Provisional Sums

A general provision for physical contingencies (quantity overruns) may be made by including a provisional sum in the Summary Bill of Quantities. Similarly, a contingency allowance for possible price increases should be provided as a provisional sum in the Summary Bill of Quantities. The inclusion of such provisional sums often facilitates budgetary approval by avoiding the need to request periodic supplementary approvals as the future need arises. Where such provisional sums or contingency allowances are used, the SCC should state the manner in which they will be used, and under whose authority (usually the Procuring Entity's Representative's).

The estimated cost of specialized work to be carried out, or of special goods to be supplied, by other contractors should be indicated in the relevant part of the Bill of Quantities as a particular provisional sum with an appropriate brief description. A separate procurement procedure is normally carried out by the Procuring Entity to select such specialized contractors. To provide an element of competition among the Bidders in respect of any facilities, amenities, attendance, etc., to be provided by the successful Bidder as prime Contractor for the use and convenience of the specialist contractors, each related provisional sum should be followed by an item in the Bill of Quantities inviting the Bidder to quote a sum for such amenities, facilities, attendance, etc.

Signature Box

A signature box shall be added at the bottom of each page of the Bill of Quantities where the authorized representative of the Bidder shall affix his signature. Failure of the authorized representative to sign each and every page of the Bill of Quantities shall be a cause for rejection of his bid.

These Notes for Preparing a Bill of Quantities are intended only as information for the Procuring Entity or the person drafting the Bidding Documents. They should not be included in the final documents.

Section IX. Checklist of Technical and Financial Documents

Notes on the Checklist of Technical and Financial Documents

The prescribed documents in the checklist are mandatory to be submitted in the Bid, but shall be subject to the following:

- a. GPPB Resolution No. 09-2020 on the efficient procurement measures during a State of Calamity or other similar issuances that shall allow the use of alternate documents in lieu of the mandated requirements; or
- b. any subsequent GPPB issuances adjusting the documentary requirements after the effectivity of the adoption of the PBDs.

The BAC shall be checking the submitted documents of each Bidder against this checklist to ascertain if they are all present, using a non-discretionary “pass/fail” criterion pursuant to Section 30 of the 2016 revised IRR of RA No. 9184.

Checklist of Technical and Financial Documents

I. TECHNICAL COMPONENT ENVELOPE

Class “A” Documents

Legal Documents

- ☐ (a) Valid PhilGEPS Registration Certificate (Platinum Membership) (all pages);
- ☐ (b) Registration certificate from Securities and Exchange Commission (SEC), Department of Trade and Industry (DTI) for sole proprietorship, or Cooperative Development Authority (CDA) for cooperatives or its equivalent document;
- ☐ (c) and Mayor’s or Business permit issued by the city or municipality where the principal place of business of the prospective bidder is located, or the equivalent document for Exclusive Economic Zones or Areas;
- ☐ (d) and Tax clearance per E.O. No. 398, s. 2005, as finally reviewed and approved by the Bureau of Internal Revenue (BIR).

Technical Documents

- ☐ (e) Statement of the prospective bidder of all its ongoing government and private contracts, including contracts awarded but not yet started, if any, whether similar or not similar in nature and complexity to the contract to be bid; and
- ☐ (f) Statement of the bidder’s Single Largest Completed Contract (SLCC) similar to the contract to be bid, except under conditions provided under the rules; and
- ☐ (g) Philippine Contractors Accreditation Board (PCAB) License;
- ☐ or Special PCAB License in case of Joint Ventures;
- ☐ and registration for the type and cost of the contract to be bid; and
- ☐ (h) Original copy of Bid Security. If in the form of a Surety Bond, submit also a certification issued by the Insurance Commission;
- ☐ or Original copy of Notarized Bid Securing Declaration; and
- ☐ (i) Project Requirements, which shall include the following:
 - ☐ a. Organizational chart for the contract to be bid;
 - ☐ b. List of contractor’s key personnel (*e.g.*, Project Manager, Project Engineers, Materials Engineers, and Foremen), to be assigned to the contract to be bid, with their complete qualification and experience data;
 - ☐ -Project Manager
 - ☐ -Project Engineer (Preferably Civil Engineer)
 - ☐ -Professional Electrical Engineer
 - ☐ -Professional Mechanical Engineer
 - ☐ -Sanitary Engineer
 - ☐ -Safety Officer
 - ☐ -Foreman

- ☐ c. List of contractor's major equipment units, which are owned, leased, and/or under purchase agreements, supported by proof of ownership or certification of availability of equipment from the equipment lessor/vendor for the duration of the project, as the case may be;
 - ☐ -Backhoe
 - ☐ -One bagger Concrete Mixer
 - ☐ -Concrete Vibrator
 - ☐ -Compactor
 - ☐ -Chipping Gun
 - ☐ -Dump Truck
 - ☐ -Boom Truck
- ☐ d. Duly Signed Manpower Utilization Schedule
- ☐ e. Duly Signed Key Personnel Certificate/Contract of Employment
- ☐ f. Duly Signed Key Personnel Bio-Data with PRC License/Accreditation & Latest Professional Tax Receipt (PTR)
- ☐ g. Duly Signed Construction Schedule & S-Curve
- ☐ h. Duly Signed Narrative Description of Construction Methods
- ☐ i. Duly Signed Construction Safety and Health program
- ☐ (j) Original duly signed Omnibus Sworn Statement (OSS); **and** if applicable, Original Notarized Secretary's Certificate in case of a corporation, partnership, or cooperative; or Original Special Power of Attorney of all members of the joint venture giving full power and authority to its officer to sign the OSS and do acts to represent the Bidder.

Financial Documents

- ☐ (k) The prospective bidder's audited financial statements, showing, among others, the prospective bidder's total and current assets and liabilities, stamped "received" by the BIR or its duly accredited and authorized institutions, for the preceding calendar year which should not be earlier than two (2) years from the date of bid submission; **and**
- ☐ (l) The prospective bidder's computation of Net Financial Contracting Capacity (NFCC).

Class "B" Documents

- ☐ (m) If applicable, duly signed joint venture agreement (JVA) in accordance with RA No. 4566 and its IRR in case the joint venture is already in existence; **or** duly notarized statements from all the potential joint venture partners stating that they will enter into and abide by the provisions of the JVA in the instance that the bid is successful.

II. FINANCIAL COMPONENT ENVELOPE

- ☐ (n) Original of duly signed and accomplished Financial Bid Form; **and**

Other documentary requirements under RA No. 9184

- ☐ (o) Original of duly signed Bid Prices in the Bill of Quantities; **and**
- ☐ (p) Duly accomplished Detailed Estimates Form, including a summary sheet

- indicating the unit prices of construction materials, labor rates, and equipment rentals used in coming up with the Bid; **and**
- ☐ (q) Cash Flow by Quarter.

Note: Any missing document in the above-mentioned checklist is a ground for outright rejection of the bid.

Post Qualification Documents

- ☐ 1. BIR Form 2303 (BIR Registration Certificate)
- ☐ 2. Business and Income Tax Return

Note: It is encouraged to submit the above-mentioned Post Qualification documents during Bid Opening to expedite the bidding process.



Department of Health
Central Luzon Center for Health Development
**MARIVELES MENTAL WELLNESS
AND GENERAL HOSPITAL**
Mariveles, Bataan

Trunkline (047) 935-4617; Telefax (047) 935-4138
Procurement (047) 633-4992

procurement@mmwgh.gov



ERICA LAI M. URGE

MARYRODELIN M. CASUAYAN

BIDS AND AWARDS COMMITTEE
Resolution No. 2022-465

A Resolution Rectifying the Project Title from "Proposed Radiology Complex", "Proposed Two Storey Radiology and Psychology Building", "Two-Storey Radiology and Psychology Building" and "Two-Storey Radiology and Psychology Building" to "Construction of Two-Storey Radiology-Psychology Complex"

WHEREAS, a Pre-Procurement Conference was held on August 10, 2022, 10AM via Zoom for the Radiology-Psychology Complex;

WHEREAS, in the Scope of Works and Specification, Individual Project Program of Work and Approved Budget of the Contract, the project title "Proposed Radiology Complex" was used;

WHEREAS, in Detailed Architectural and Engineering Design (DAED) for the Electrical, Structural and the Fire Fighting, Detection and Alarm System Plan, the project title "Proposed Two Storey Radiology and Psychology Building" was used;

WHEREAS, in Detailed Architectural and Engineering Design (DAED) for Architectural and Plumbing Plan, the project title "Two-Storey Radiology and Psychology Building" was used;

WHEREAS, in Health Facilities Enhancement Program (HFEP) the project title "Rehabilitation of Radiology and Psychology Building" was used;

WHEREAS, the project title stipulated in the Scope of Works and Specification, Individual Project Program of Work and Detailed Architectural and Engineering Design (DAED) has to be corrected to conform and be consistent;

WHEREAS, the majority decided that the project title to be used in the Bidding Documents will be "Construction of Two-Storey Radiology-Psychology Complex" to avoid uncertainty and potential issues;

WHEREAS, despite rectifying the project title in the bidding documents, the following documents will be considered changed and revised without correcting its hardcopies;

1. Scope of Works and Specification
2. Individual Project Program of Work
3. All Detailed Architectural and Engineering Design (DAED)

NOW THEREFORE, we the Members of the Bids and Awards Committee convened hereby RESOLVE, as it is hereby RESOLVED to rectify the Project Title from "Proposed Radiology Complex", "Proposed Two Storey Radiology and Psychology Building", "Two-Storey Radiology and Psychology Building" and "Two-Storey Radiology and Psychology Building" to "Construction of Two-Storey Radiology-Psychology Complex";



Department of Health
Central Luzon Center for Health Development
**MARIVELES MENTAL WELLNESS
AND GENERAL HOSPITAL**

Mariveles, Bataan

Trunkline (047) 935-4617; Telefax (047) 935-4138
Procurement (047) 633-4992

procurement@mmwgh.gov



Signed 10th day of August, 2022 at the Mariveles Mental Wellness and General Hospital.


ZORAIDA F. AFABLE, MD

BAC Chairperson

O.B

LEA JEAN M. PAYONG, MBA

BAC Vice Chairperson


RELIA L. VILLEGAS, RN, MAN

BAC Member


MERCEDY. ARADO, RPh

BAC Member


VINCENT A. ISIP

BAC Member

Approved:

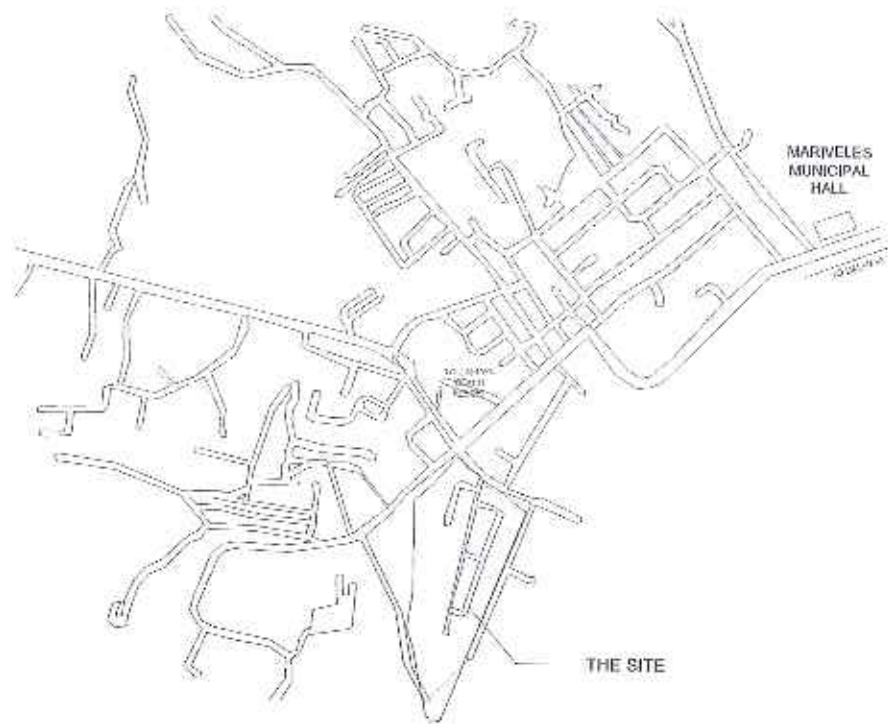

MARIA LOURDES L. EVANGELISTA, MD, FPPA

Medical Center Chief II

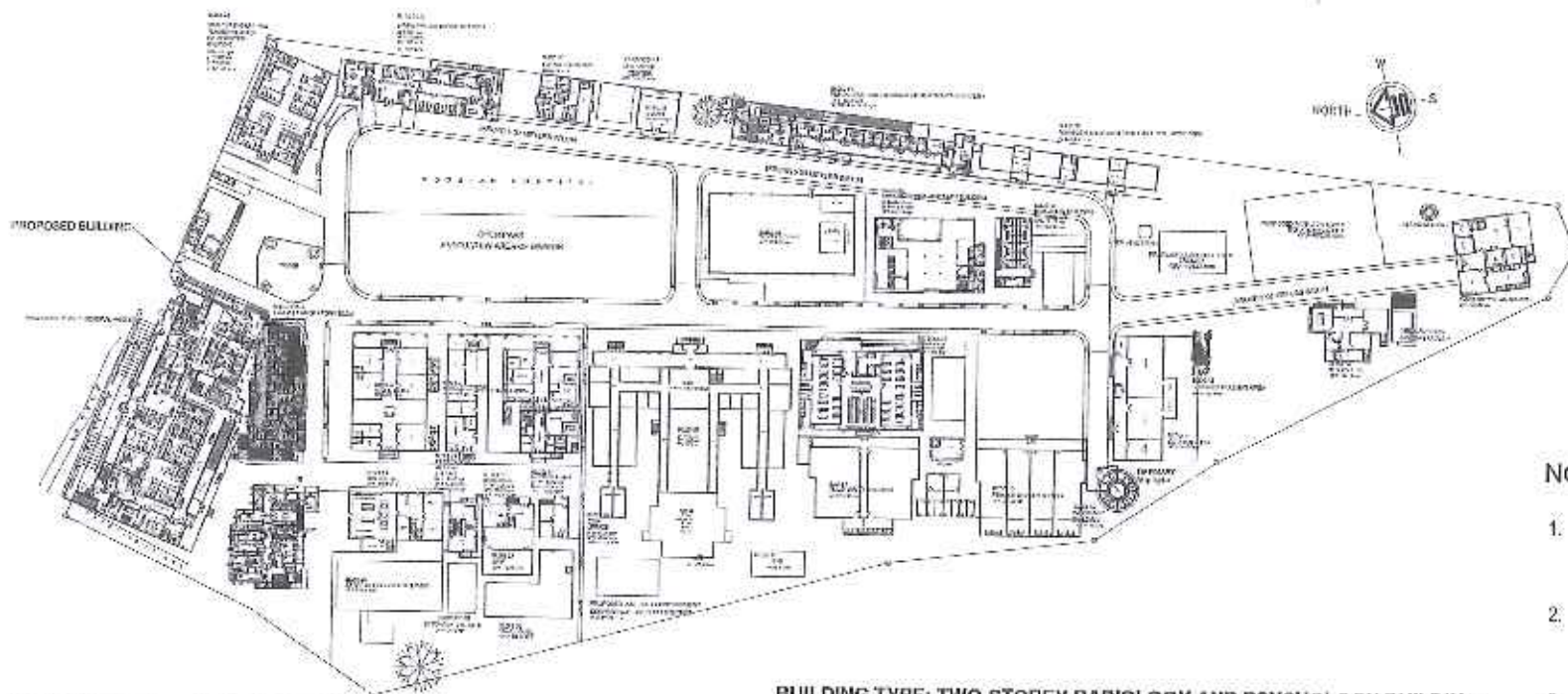
Head of the Procuring Entity



PERSPECTIVE
SCALE NTS



VICINITY MAP
SCALE NTS



SITE DEVELOPMENT PLAN
SCALE NTS

BUILDING TYPE: TWO-STORY RADIOLOGY AND PSYCHOLOGY BUILDING
GOVERNMENT AND HEALTH SERVICES
GROUP D-1 HOSPITAL

NOTE:

1. Submit shop drawings / product manual / samples / methodology / quality standard for Architect, Engineer's and Management approval prior to execution.
2. Verify existing site condition and dimensions prior to implementation. No work shall commence without the specific approval by the Engineers and Architect.
3. All works must be coordinated with all trades. Any conflict or discrepancies in the contract documents shall be brought to the attention of the Engineer/Architect for resolution, prior to construction of such item.

TABLE OF CONTENTS

| ARCHITECTURAL | |
|---|--|
| APPROVAL: | |
| A-1 PERSPECTIVES | |
| A-2 VICINITY MAP AND SITE DEVELOPMENT PLAN | |
| A-3 BLOW-UP PLAN | |
| A-4 GROUND FLOOR PLAN | |
| A-5 SECOND FLOOR PLAN | |
| A-6 FRONT ELEVATION AND LEFT SIDE ELEVATION | |
| A-7 REAR ELEVATION AND RIGHT SIDE ELEVATION | |
| A-8 SECTION THRU A-A AND SECTION THRU B-B | |
| A-9 ARCHITECTURAL FINISHES BLOW-UP DETAILS | |
| A-10 SPECIFICATIONS OF LABORATORY MACHINES | |
| A-11 SPECIFICATIONS OF LABORATORY MACHINES | |
| A-12 SCHEDULE OF DOORS | |
| A-13 SCHEDULE OF DOORS | |
| A-14 SCHEDULE OF WINDOWS | |
| A-15 SCHEDULE OF WINDOWS | |
| A-16 SCHEDULE OF WINDOWS | |
| A-17 SCHEDULE OF WINDOWS | |
| A-18 REFLECTED CEILING PLAN (GROUND FLOOR) | |
| A-19 REFLECTED CEILING PLAN (SECOND FLOOR) | |
| A-20 ROOF PLAN | |
| A-21 LOCATION OF CABINETS (GROUND FLOOR) | |
| A-22 LOCATION OF CABINETS (SECOND FLOOR) | |
| A-23 LOCATION OF LEGROOM AREAS (GROUND FLOOR) | |
| A-24 LOCATION OF LEGROOM AREAS (SECOND FLOOR) | |
| A-25 COUNTERTOP AND CABINET DETAILS | |
| A-26 TABULATION OF SPACES | |
| A-27 INTERIOR PERSPECTIVES | |
| A-28 INTERIOR PERSPECTIVES | |
| A-29 LOCATION FOR COUNTERTOP HOLES | |
| A-30 COUNTERTOP HOLES BLOW-UP ISOMETRIC | |

| PLUMBING | |
|--|--|
| APPROVAL: | |
| P-1 GROUND FLOOR WATER LINE LAYOUT | |
| P-2 SECOND FLOOR WATER LINE LAYOUT | |
| P-3 GROUND FLOOR WATER LINE LAYOUT (ISOMETRIC) | |
| P-4 SECOND FLOOR WATER LINE LAYOUT (ISOMETRIC) | |
| P-5 GROUND FLOOR SEWER LINE LAYOUT | |
| P-6 SECOND FLOOR SEWER LINE LAYOUT | |
| P-7 GROUND FLOOR SEWER LINE LAYOUT (ISOMETRIC) | |
| P-8 SECOND FLOOR SEWER LINE LAYOUT (ISOMETRIC) | |
| P-9 STORM DRAINAGE LAYOUT | |
| P-10 CISTERN TANK DETAILS | |
| P-11 SEPTIC TANK AND CATCH BASIN DETAILS | |

| ELECTRICAL | |
|------------|--|
| E-1 | |
| E-2 | |
| E-3 | |
| E-4 | |
| E-5 | |
| E-6 | |
| E-7 | |
| E-8 | |
| E-9 | |
| E-10 | |
| E-11 | |

| MECHANICAL | |
|------------|--|
| M-1 | |
| M-2 | |
| M-3 | |
| M-4 | |
| M-5 | |
| M-6 | |
| M-7 | |
| M-8 | |
| M-9 | |
| M-10 | |
| M-11 | |

REPUBLIC OF THE PHILIPPINES
DEPARTMENT OF PUBLIC WORKS AND HIGHWAYS
OFFICE OF THE BUILDING OFFICIAL

CITY: _____
LAND USE AND ZONING

LINE AND GRADE

ARCHITECTURAL

STRUCTURAL

SANITARY

ELECTRICAL

MECHANICAL

SHEET CONTENTS:
AS SHOWN

REVISION NO.:
02
SHEET NO.:
A01 of A01



DESIGNED BY: _____
DRAWN BY: _____
CHECKED BY: _____
DATE SUBMITTED TO ENU: _____
DATE SUBMITTED TO OGC: _____

ARCHITECT:
AR. PAULO V. PASQUA, UAP
REGISTERED ARCHITECT
MARIVELES, BATAAN

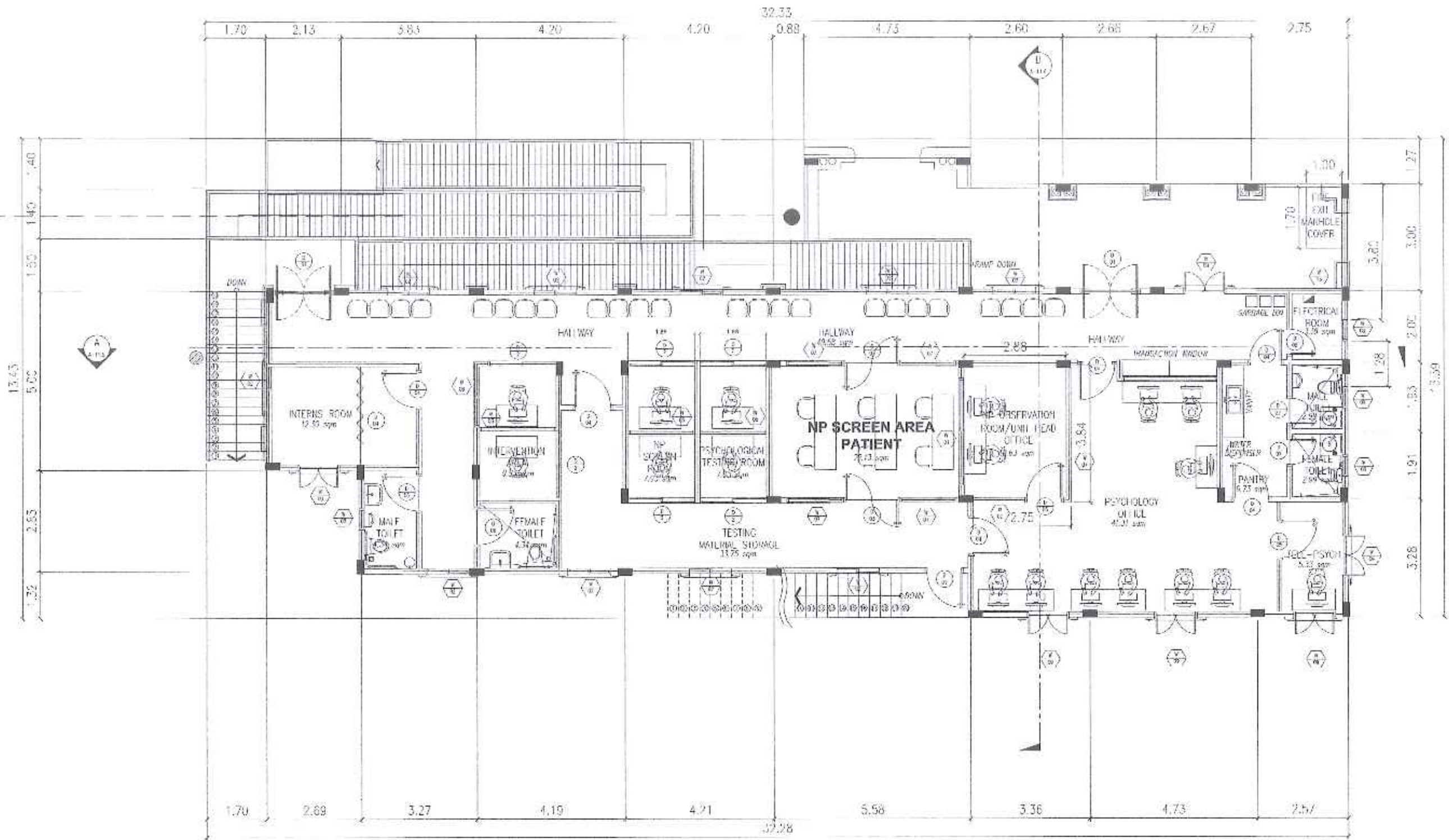
PROJECT TITLE:
TWO - STOREY RADIOLOGY AND PSYCHOLOGY BUILDING

LOCATION:
MARIVELES MENTAL WELLNESS AND GENERAL HOSPITAL
P. MARQUEZ ST., POBLACION, MARIVELES, BATAAN


RECOMMENDING APPROVAL:
VINCENT A. ISIP
OFFICER IN CHARGE
HOSPITAL OPERATION/PATIENT SUPPORT SERVICE

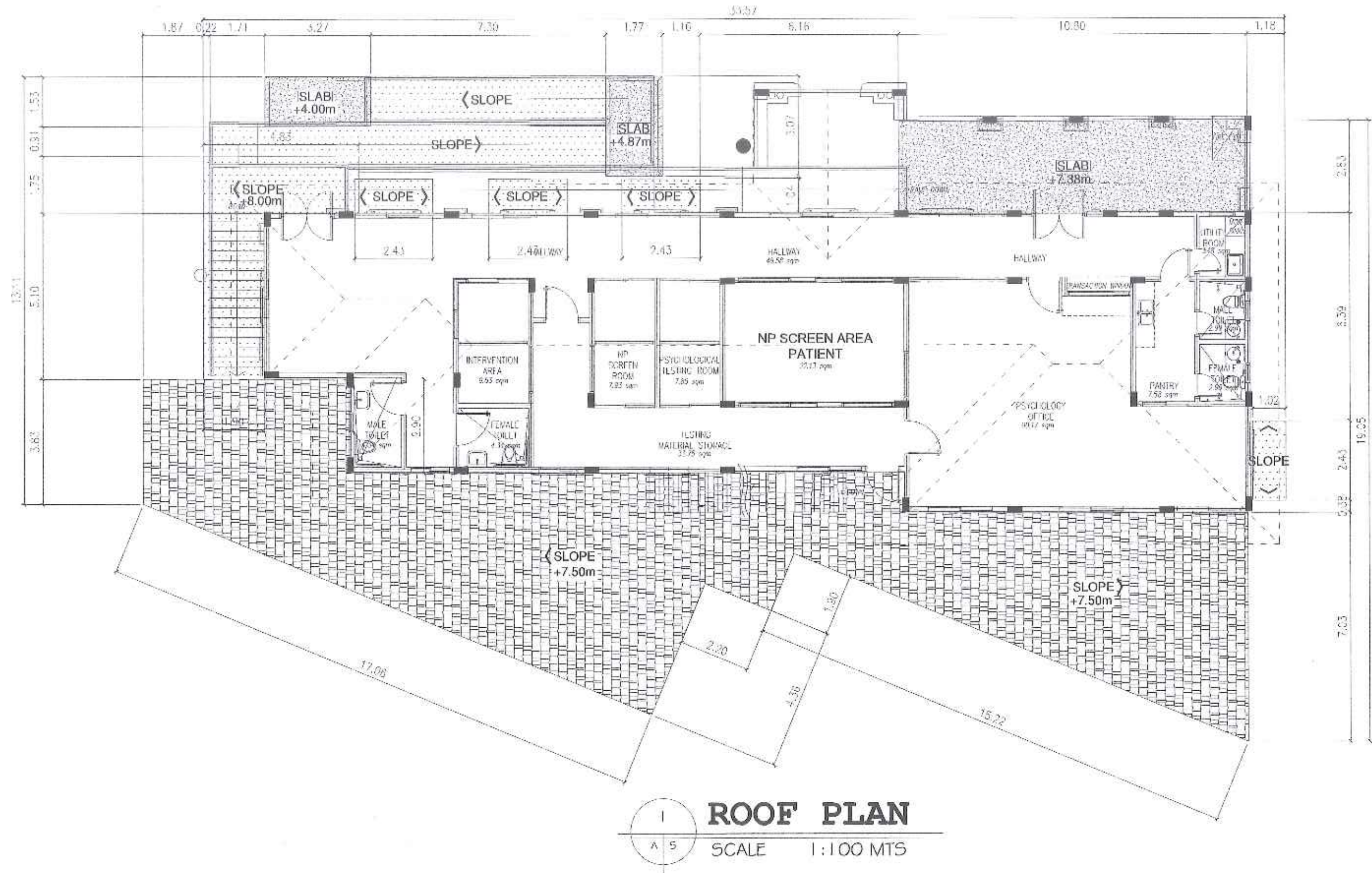
APPROVED BY:
MARIA LOURDES L. EVANGELISTA, MD, FPPA
MEDICAL CENTER CHIEF II
MARIVELES MENTAL WELLNESS AND GENERAL HOSPITAL


REVISION NO.:
02
SHEET NO.:
A01 of A01



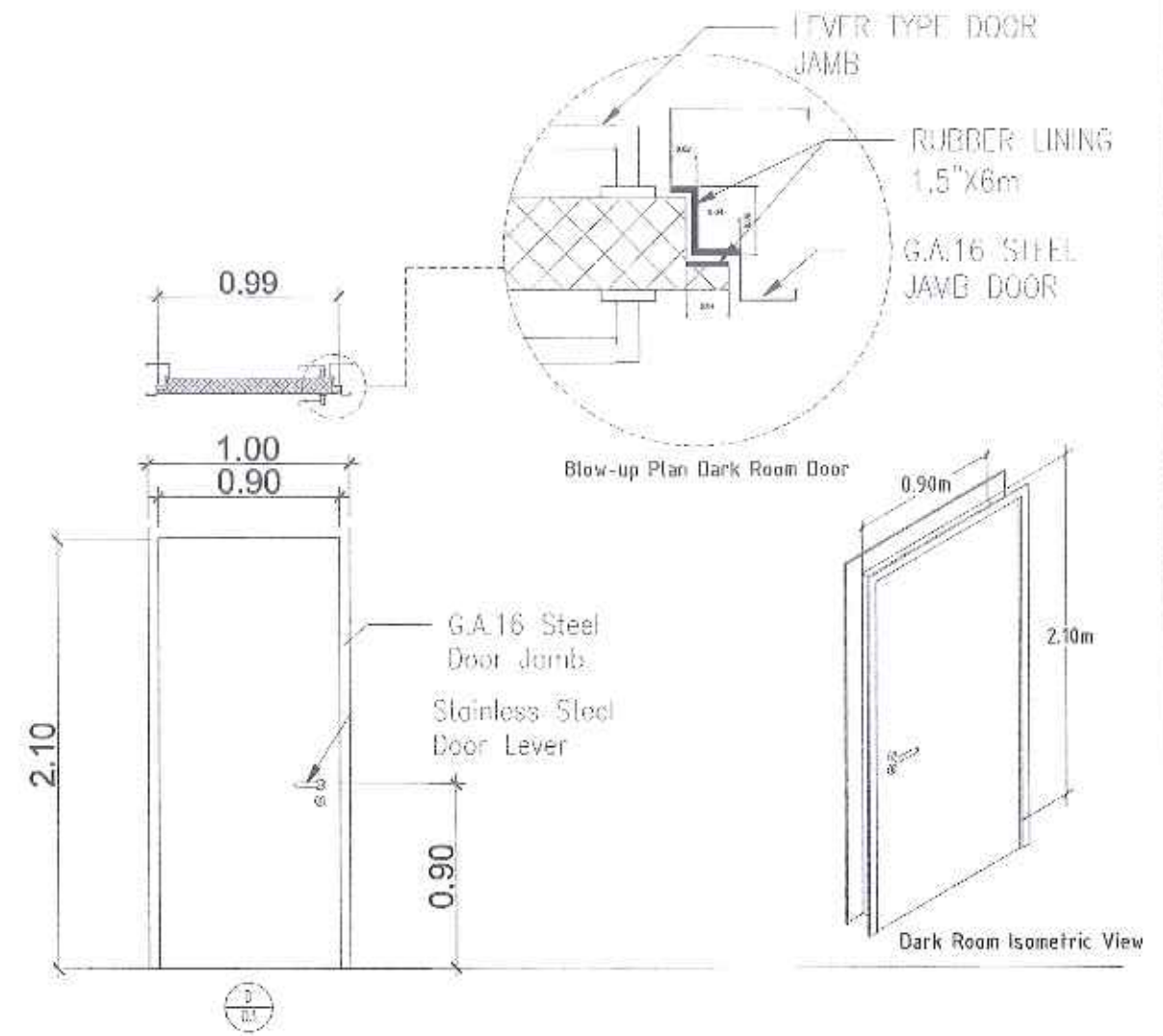
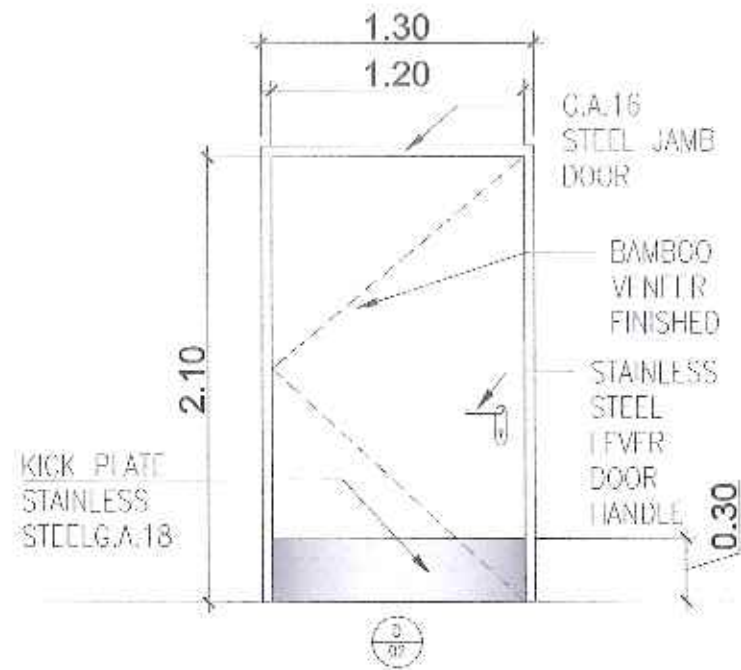
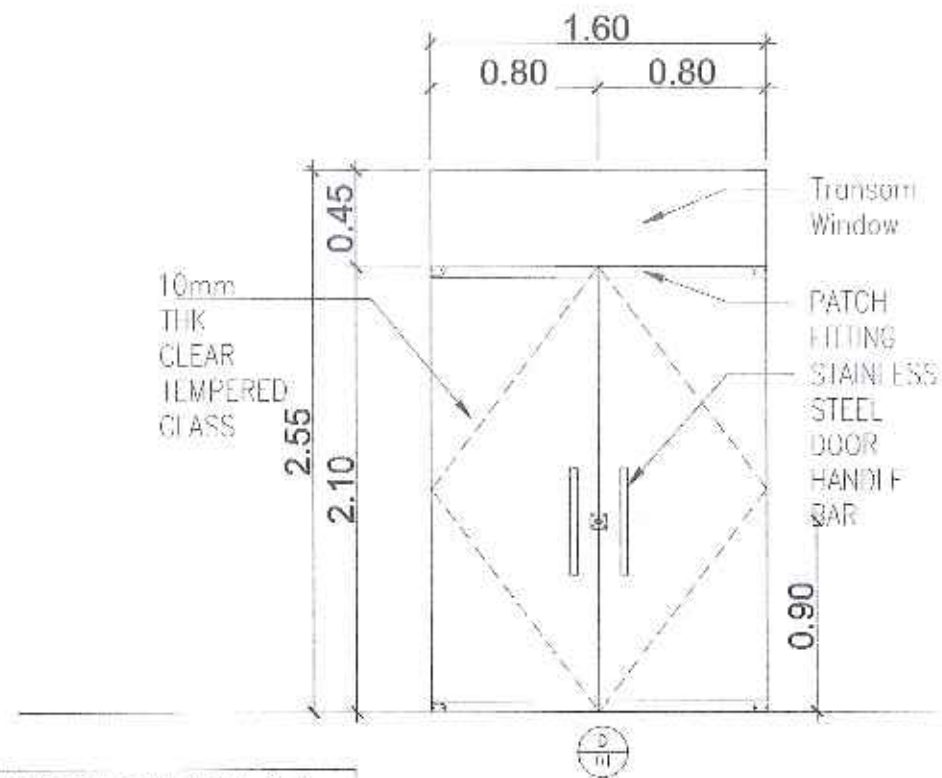

SECOND FLOOR PLAN
 SCALE 1:100 MTS

| | | | | | | | |
|--|---|--|---|---|--|---|--|
|  <p>REPUBLIC OF THE PHILIPPINES DEPARTMENT OF HEALTH MARIVELES MENTAL WELLNESS AND GENERAL HOSPITAL PUNONGPATAY, PULOG, MARIVELES, BATAN</p> | <p>DESIGNED BY: RENEAL L. LORDE, AIA</p> <p>DRAWN BY: RENEAL L. LORDE, AIA</p> <p>CHECKED BY: RENEAL L. LORDE, AIA</p> <p>DATE SUBMITTED TO EPMU: _____</p> <p>DATE SUBMITTED TO CMCC: _____</p> | <p>ARCHITECT</p> <p>AR. PAUL V. PAGNIA, IAP ADMINISTRATIVE OFFICER HEALTH MANAGEMENT SERVICES UNIT</p> <p>PRG REG. No. 45618 Validity: NOV. 2, 2024</p> <p>MPGA No. 35609 O.R. No. 373766 Date: _____</p> <p>PIR No. 1080324 Date: JUNE 28, 2022</p> <p>Place: MARIVELES, BATAN TEL: 351-293-654-0000</p> | <p>NOTES:</p> <p>1. Drawings and specifications and other related documents are the property of the architect and shall remain his/her property. No part of these drawings shall be reproduced or transmitted in any form or by any means, electronic, mechanical, photocopying, recording, or by any information storage and retrieval system, without the prior written permission of the architect.</p> <p>2. The architect shall be responsible for the design and construction of the building and shall be responsible for the design and construction of the building and shall be responsible for the design and construction of the building.</p> | <p>PROJECT TITLE</p> <p>TWO - STOREY RADIOLOGY AND PSYCHOLOGY BUILDING</p> <p>LOCATION: MARIVELES MENTAL WELLNESS AND GENERAL HOSPITAL, PUNONGPATAY, PULOG, MARIVELES, BATAN</p> | <p>RECOMMENDING APPROVAL:</p> <p>VINCENT A. ISIP OFFICER IN CHARGE HOSPITAL OPERATIONS PATIENT SAFETY AND SERVICE</p> | <p>APPROVED BY:</p> <p>MARIA LOURDES L. EVANGELISTA, MD, FPPA MEDICAL CENTER CHIEF II MARIVELES MENTAL WELLNESS AND GENERAL HOSPITAL</p> | <p>SHEET CONTENTS:</p> <p>AS SHOWN</p> <p>REVISION NO: 02</p> <p>SHEET NO: A04 of A04</p> <p>DATE: AUGUST 2, 2022</p> |
|--|---|--|---|---|--|---|--|



| | | | | | | | |
|---|--|---|--|---|---|---|--|
|  <p>REPUBLIC OF THE PHILIPPINES DEPARTMENT OF HEALTH MARIKINA CITY GOVERNMENT AND GENERAL HOSPITAL MARIKINA CITY, MARIKINA, RIZAL</p> | <p>DESIGNED BY: JEROME C. SANTOS - AIA</p> <p>DRAWN BY: JEROME C. SANTOS - AIA</p> <p>CHECKED BY: JEROME C. SANTOS - AIA</p> <p>DATE SUBMITTED TO EPPS: _____</p> <p>DATE SUBMITTED TO OMCC: _____</p> | <p>ARCHITECT</p> <p><i>Paquito</i> AR. PAQUITO V. PAGUIA, UAP</p> <p>PRO REG. NO.: 43618 INFORM. NO.: 20020 PTR NO.: 1035524 Place: MARIKINA, RIZAL</p> <p>Sketch: NOV. 2, 2024 Date: JAN. 28, 2025 Tel: 091-345-454-0000</p> | <p>PROJECT TITLE</p> <p>TWO - STOREY RADIOLOGY AND PSYCHOLOGY BUILDING</p> <p>LOCATION: MARIKINA MENTAL WELLNESS AND GENERAL HOSPITAL, MARIKINA CITY, RIZAL</p> | <p>RECOMMENDING APPROVAL:</p> <p><i>Vincent A. Isip</i> VINCENT A. ISIP OFFICER IN CHARGE HOSPITAL OPERATIONS/PATIENT SUPPORT SERVICE</p> | <p>APPROVED BY:</p> <p><i>Maria Lourdes L. Evangelista</i> MARIA LOURDES L. EVANGELISTA, MD, FPPA MEDICAL CENTER CHIEF II MARIKINA MENTAL WELLNESS AND GENERAL HOSPITAL</p> | <p>SHEET CONTENTS:</p> <p>AS SHOWN</p> | <p>REVISION NO:</p> <p>02</p> <p>SHEET NO:</p> <p>A05.01 of A05.03</p> <p>DATE: AUGUST 5, 2025</p> |
|---|--|---|--|---|---|---|--|

GROUND FLOOR SCHEDULE OF DOORS



| DESIGNATION | DESCRIPTION | | |
|-------------------|---|---|---|
| DESCRIPTION | 10 mm THK. CLEAR TEMPERED GLASS, with Top/Bottom Support | 35 mm THK single leaf door with steel jamb door with stainless steel g.a 16mm (kick plate) / Bamboo veneer film cover | 35 mm THK single leaf door with steel jamb door / Bamboo veneer film cover with Lead Lining |
| LOCATION | Radiology Lobby waiting area | Ultra-sound Patient's toilet | Dark Room |
| REQUIREMENTS | Three (3) Sets | One (1) Set | One (1) Set |
| HARDWARE FINISHES | Complete all locksets, Pivot Hinges, Patch Fittings and Hardwares | Complete all locksets, Pivot Hinges, Patch Fittings and Hardwares | Complete all locksets, Pivot Hinges, Patch Fittings and Hardwares |

GROUND FLOOR SCHEDULE OF DOORS

SCALE

1:30 MTS



| | |
|-------------------------|----------------------|
| DESIGNED BY: | JEFFREY GUERIN - JAG |
| DRAWN BY: | JEFFREY GUERIN - JAG |
| CHECKED BY: | JOE MONTGOMERY - JAG |
| DATE SUBMITTED TO EPMF: | |
| DATE SUBMITTED TO QMCC: | |

ARCHITECT
Paulo V. Paguia
ARCH. PAULO V. PAGUIA, UAP
CONSULTANT
MEMBER OF THE PROFESSIONAL REGISTRATION BOARD OF ARCHITECTS

| | | | |
|-------------|----------------|----------|----------------|
| PROJEC. No. | 4560 | Vol. No. | NOV. 2, 2024 |
| UAP/PA No. | 20000 | OR No. | 323200 |
| PRJ No. | 1000354 | Date | APR 26, 2012 |
| Flow | UAP/AFS BATAAN | Tel. | 254-0034-34400 |


RA 1209 SECTION 32
 Buildings and specific
 city: transfer documents if
 accepted or issued as indi-
 cating, by the intention
 and documents of the
 transfer the other the docu-
 ments is accepted or not
 whether for any reason to
 derive copies of and documents
 in possession of and for all
 buildings, whether owned
 in whole, without the effect
 of the creation of water
 documents.

NOTE: The following procedure allows you to add or delete a variation and the associated data.

| |
|--|
| PROJECT TITLE |
| TWO - STOREY RADIOLOGY AND PSYCHOLOGY BUILDING |
| LOCATION: |
| MANIPAL'S HENTAL WELLESSES AND CLINICAL HOSPITAL PUNJAB ST. PUNJAB NAGAR, PATNA |

RECOMMENDING APPROVAL

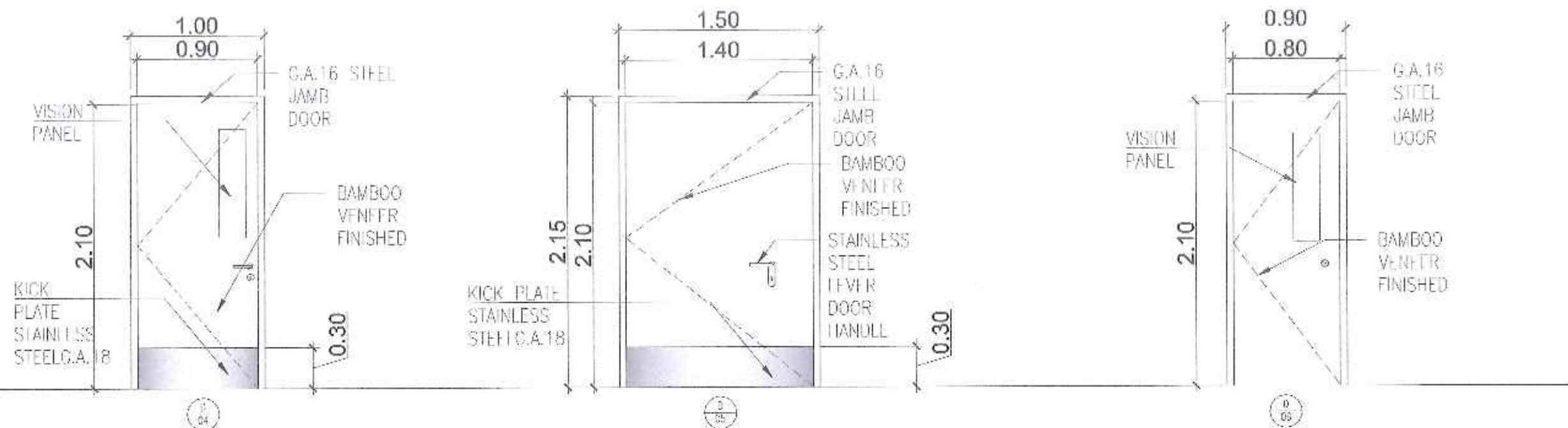
 VINCENT A. ISPIR
 OFFICER IN CHARGE
 HONOLULU OPERATIONAL SUPPORT GROUP

APPROVED BY: 
MARIA LOURDES L. EVANGELISTA, MD, FPPA
MEDICAL CENTER CHIEF &
MANAGING DIRECTOR, VILLAGE GREEN HOSPITAL

| |
|-----------------|
| SHEET CONTENTS: |
| AS SHOWN |

REVISION NO.:
02
SHEET NO.:
A06.01 of A06.12
DATE: AUGUST 2, 2002

GROUND FLOOR SCHEDULE OF DOORS



| DESIGNATION | | | |
|-------------------|---|---|---|
| DESCRIPTION | 35 mm THK single leaf door with steel jamb door with stainless steel g.a 18mm (kick plate) / Bamboo veneer film cover | 35 mm THK single leaf door with steel jamb door with stainless steel g.a 18mm (kick plate) / Bamboo veneer film cover | 35 mm THK single leaf door with steel jamb door / Bamboo veneer film cover with Lead Lining |
| LOCATION | Reading Rm, CT Scan Control Booth, Xray Control Booth adjacent to working area | Ultra-sound Room | Radiology Pantry Room, Storage |
| REQUIREMENTS | Three (3) Sets | One (1) Set | Two (2) Sets |
| HARDWARE FINISHES | Complete all locksets, Pivot Hinges, Patch Fittings and Hardwares | Complete all locksets, Pivot Hinges, Patch Fittings and Hardwares | Complete all locksets, Pivot Hinges, Patch Fittings and Hardwares |

GROUND FLOOR SCHEDULE OF DOORS

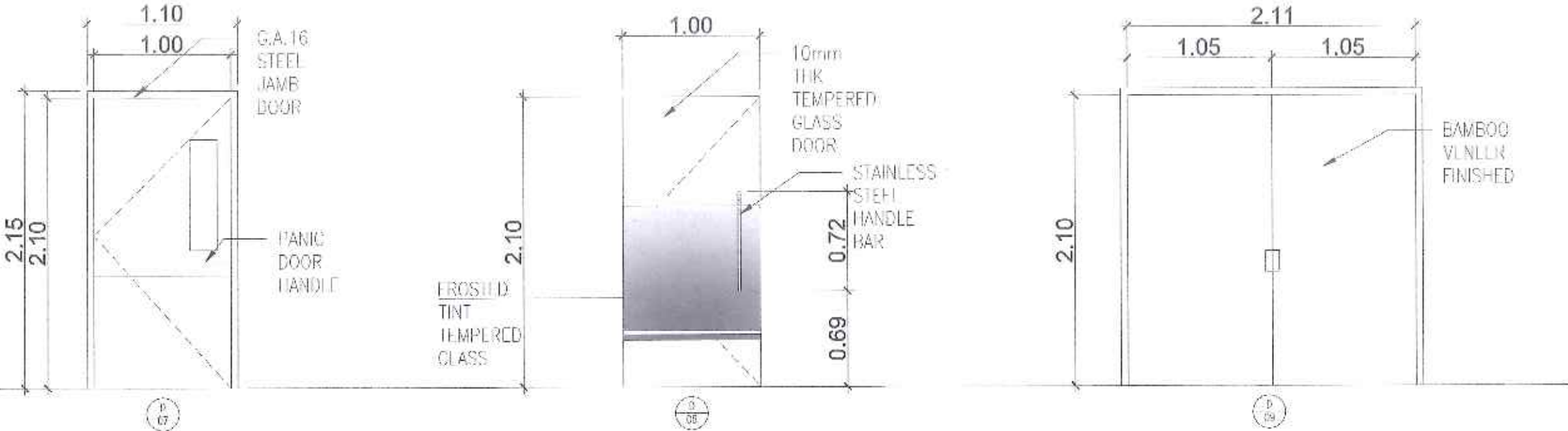
A 6.1 SCALE

1:30 MTS

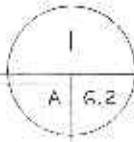
[illegible]

GROUND FLOOR SCHEDULE OF DOORS

CHECK THE DISTANCE OF THE DOOR KNOB



| DESIGNATION | | | |
|-------------------|---|---|---|
| DESCRIPTION | 35 mm THK single leaf door with steel jamb door with stainless steel g.a 18mm (kick plate) / Bamboo veneer film cover | 10 mm THK, Clear Tempered Glass Double Action Door | Sliding Wood Flush Door |
| LOCATION | Radiology Pantry Exit | Chief Radiologist | File Storage Radiology |
| REQUIREMENTS | One (1) Set | One (1) Set | One (1) Set |
| HARDWARE FINISHES | Complete all locksets, Pivot Hinges, Patch Fittings and Hardwares | Complete all locksets, Pivot Hinges, Patch Fittings and Hardwares | Complete all locksets, Pivot Hinges, Patch Fittings and Hardwares |



GROUND FLOOR SCHEDULE OF DOORS

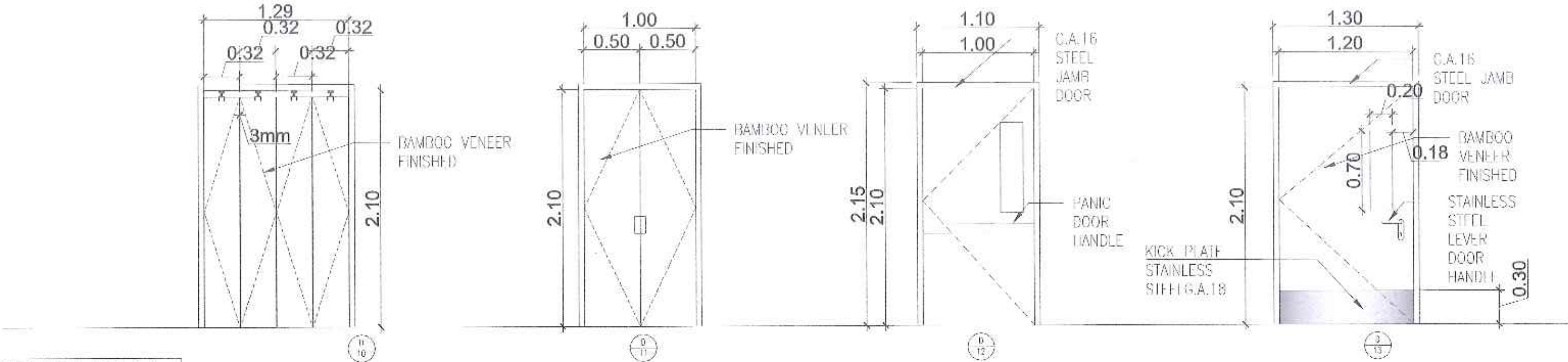
SCALE

1:30 MTS


| | | | | | | | | | |
|-------------------------|-------------------------|-----------|--------------------|-------|--|------------------------|--------------|-----------------|------------------|
| | DESIGNED BY: | ARCHITECT | RA 9269 SECTION 93 | NOTE: | PROJECT TITLE | RECOMMENDING APPROVAL: | APPROVED BY: | SHEET CONTENTS: | REVISION NO.: |
| | DRAWN BY: | | | | TWO - STOREY RADIOLOGY AND PSYCHOLOGY BUILDING | | | AS SHOWN | 02 |
| | CHECKED BY: | | | | | | | | SHEET NO.: |
| | DATE SUBMITTED TO EPMU: | | | | | | | | A06.03 of A06.12 |
| DATE SUBMITTED TO GNCC: | | | | | | | | | |

GROUND FLOOR SCHEDULE OF DOORS

CHECK THE DISTANCE OF THE DOOR KNOB



| DESIGNATION | | | | |
|-------------------|---|---|--|---|
| DESCRIPTION | 10mm thk. PVC Accordion Door | Wood Flush Door | PRE-PAINTED G.A.16 THK single leaf door with steel jamb door frame STAINLESS STEEL | 35 mm THK single leaf door with steel jamb door with stainless steel g.a 18mm (kick plate) / Bamboo veneer film cover |
| LOCATION | Mobile X-Ray | Utility Room, Electrical Room | Fire Protection room | Radiology Office |
| REQUIREMENTS | One (1) Set | Two (2) Sets | One (1) Set | One (1) Set |
| HARDWARE FINISHES | Complete all locksets, Pivot Hinges, Patch Fittings and Hardwares | Complete all locksets, Pivot Hinges, Patch Fittings and Hardwares | Complete all locksets, Pivot Hinges, Patch Fittings and Hardwares | Complete all locksets, Pivot Hinges, Patch Fittings and Hardwares |



GROUND FLOOR SCHEDULE OF DOORS

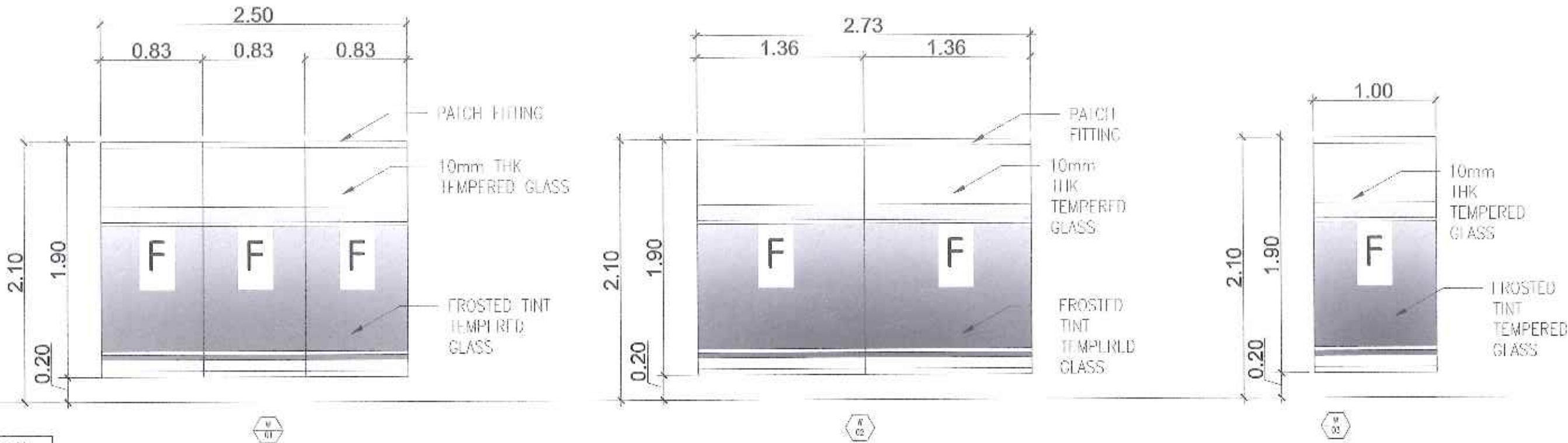
SCALE

1:30 MTS

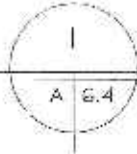
| | | | | | | | | | |
|-------------------------|-------------------------------------|---------------------------------------|-------------------------|-------|--|-----------------------------------|--|-----------------|----------------------|
| | DESIGNED BY: PROJECT ENGINEER - AIA | ARCHITECT: AR. PACILO V. PAGUIA, UAP | RA 4303 SECTION 21 | NOTE: | PROJECT TITLE | RECOMMENDING APPROVAL: | APPROVED BY: | SHEET CONTENTS: | REVISION NO.: |
| | DRAWN BY: PROJECT ENGINEER - AIA | | | | TWO - STOREY RADIOLOGY AND PSYCHOLOGY BUILDING | VINCENT A. ISIP OFFICER IN CHARGE | MARIA LOURDES L. EVANGELISTA, MD, FPPA | AS SHOWN | 02 |
| | CHECKED BY: PROJECT ENGINEER - AIA | | | | | | | | SHEET NO.: |
| | DATE SUBMITTED TO ERM/: | PRC REG. No. : 45648 | Validity : NOV. 2, 2024 | | | | | | A06.04 of A06.12 |
| DATE SUBMITTED TO ORO/: | APCA No. : 28038 | OR. No. : 322382 Date : JUN. 26, 2022 | | | LOCATION: | | | | DATE: AUGUST 2, 2022 |
| | PTIR No. : 1094324 | Date : JUN. 26, 2022 | | | MARIKINA MENTAL WELLNESS AND GENERAL HOSPITAL | | | | |
| | Place: MARIKINA, BATAAN | TIN : 351-331-214-0000 | | | | | | | |

GROUND FLOOR SCHEDULE OF WINDOWS

CHECK THE DISTANCE OF THE DOOR KNOB



| DESIGNATION | | | |
|-------------------|---|---|---|
| DESCRIPTION | Fixed Window with 10mm THK Tempered Soft Coated Clear Glass in UPVC Frame Wood Texture Finish | Fixed Window with 10mm THK Tempered Soft Coated Clear Glass in UPVC Frame Wood Texture Finish | Fixed Window with 10mm THK Tempered Soft Coated Clear Glass in UPVC Frame Wood Texture Finish |
| LOCATION | Main Lobby Waiting Area | Chief Radiologist office | Main Lobby Waiting Area |
| REQUIREMENTS | ONE (1) SET | ONE (1) SET | Two (2) Sets |
| HARDWARE FINISHES | Complete all locksets, Pivot Hinges, Patch Fittings and Hardware | Complete all locksets, Pivot Hinges, Patch Fittings and Hardware | Complete all locksets, Pivot Hinges, Patch Fittings and Hardware |

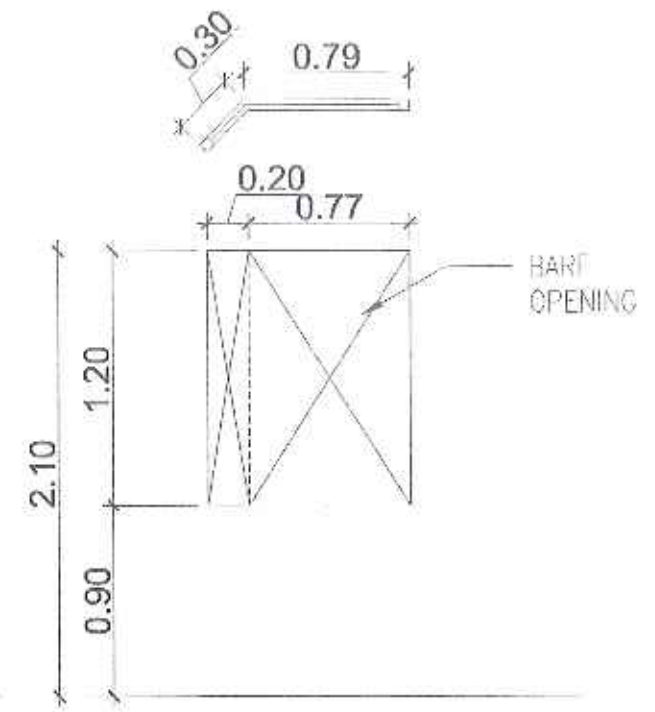
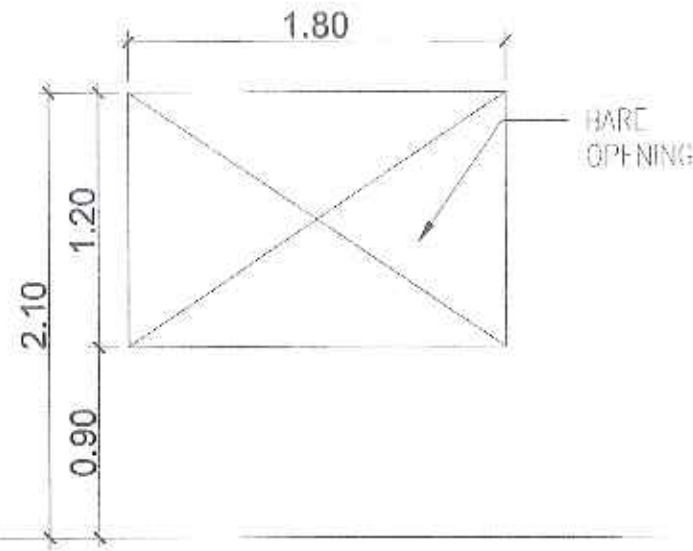
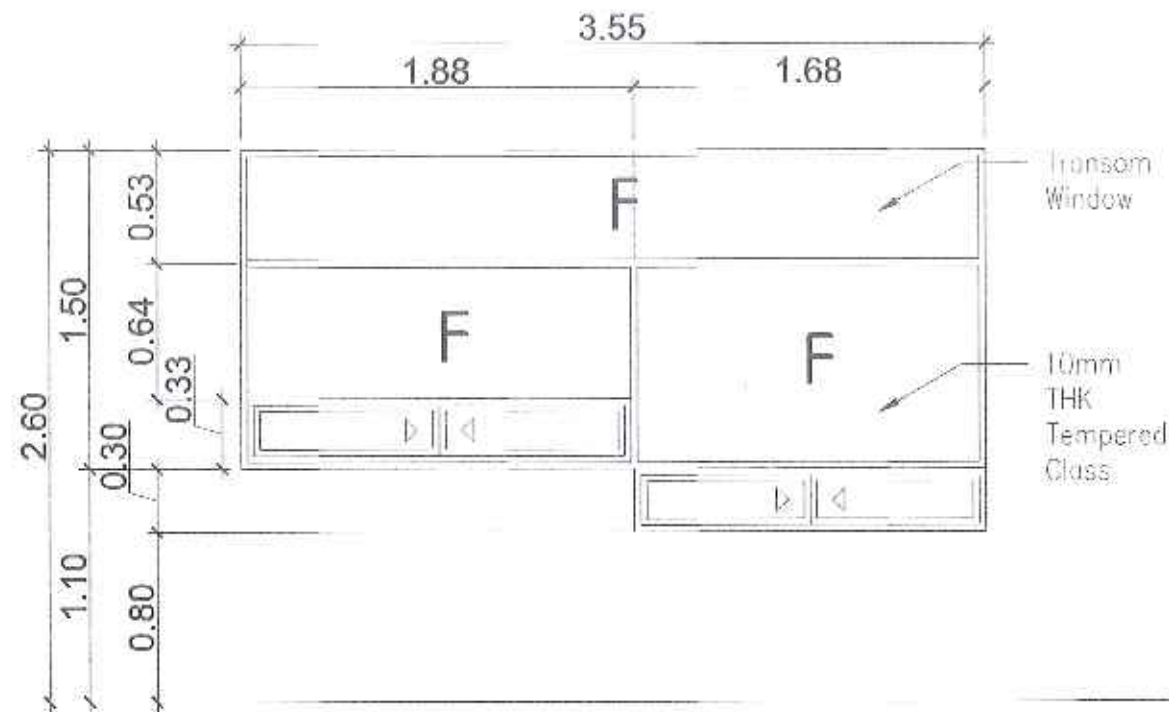


GROUND FLOOR SCHEDULE OF WINDOWS

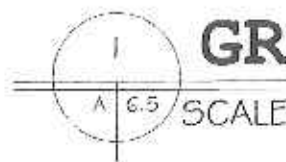
1:30 MTS

| | | | | | | | | |
|--|-----------------------------------|------------------------------------|---|---|--|---|--------------------------|-----------------------------|
| | DESIGNED BY: JEROME GONZALES, AIA | ARCHITECT: AR. PAUL V. PADUA, UAP | RA 5500 SECTION 33: Drawings and specifications and other contract documents shall be kept in the office of the architect and shall be available for inspection by the client at all times. | PROJECT TITLE: TWO - STOREY RADIOLOGY AND PSYCHOLOGY BUILDING | RECOMMENDING APPROVAL: VINCENT A. ISIP, OFFICER IN CHARGE, HOSPITAL OPERATIONS/PATIENT SUPPORT SERVICE | APPROVED BY: MARIA LOURDES L. EVANGELISTA, MD, FPPA, MEDICAL CENTER CHIEF & MANAGING GENERAL OFFICER AND GENERAL HOSPITAL | SHEET CONTENTS: AS SHOWN | REVISION NO.: 02 |
| | DRAWN BY: JEROME GONZALES, AIA | DATE SUBMITTED TO ERMC: 10/05/2024 | DATE SUBMITTED TO OWO: 10/05/2024 | LOCATION: MARICEL MENTAL WELLNESS AND GENERAL HOSPITAL, PASADENA ST., PASADENA, MARICEL, BATAAN | | | | SHEET NO.: A08.05 of A08.12 |
| | CHECKED BY: JEROME GONZALES, AIA | | | | | | | |
| | | | | | | | | |

GROUND FLOOR SCHEDULE OF WINDOWS



| DESIGNATION | | | |
|-------------------|---|---------------------|-----------------------|
| DESCRIPTION | Fixed/Sliding Window with 10mm THK Tempered Soft Coated Clear Glass in UPVC Frame Wood Texture Finish | BARE OPENING | BARE OPENING |
| LOCATION | Transaction window Radiology | Control Booth X-ray | Control Booth CT-Scan |
| REQUIREMENTS | ONE (1) SET | N/A | N/A |
| HARDWARE FINISHES | Complete all locksets, Pivot Hinges, Patch Fittings and Hardwares | N/A | N/A |

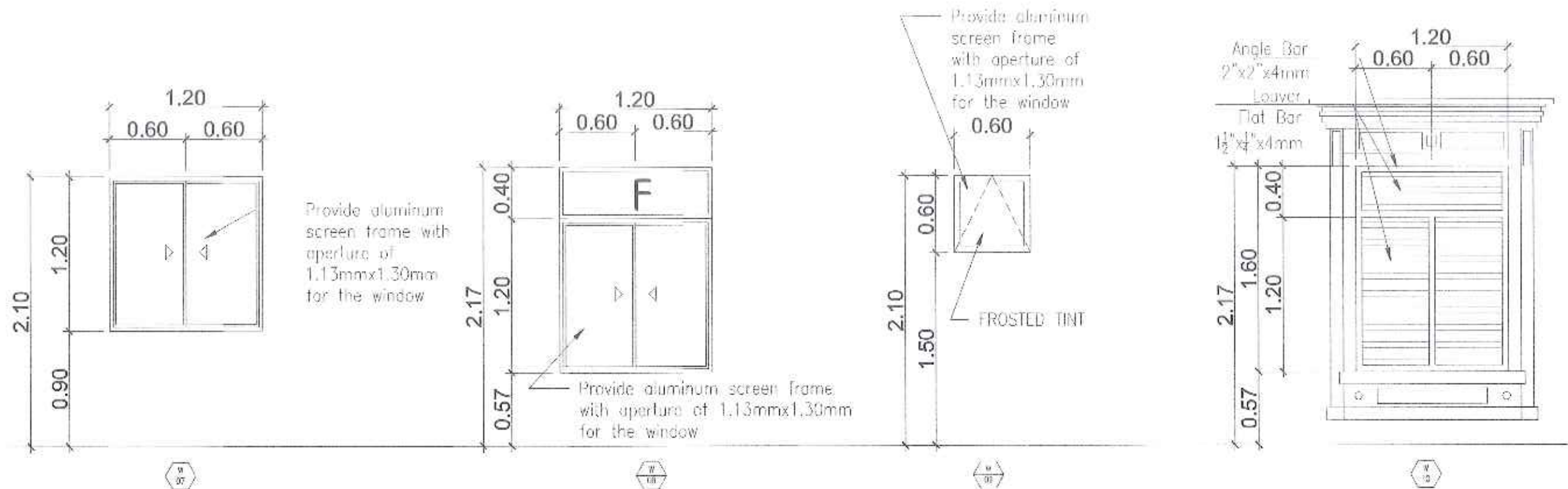


GROUND FLOOR SCHEDULE OF WINDOWS

1:30 MTs

| | | | | | | | | |
|--|--------------------------------------|--------------------------------------|---|---|---|--|--------------------------|------------------|
| | DESIGNED BY: JENNY V. CUSTODIO - AIA | ARCHITECT: AR. PAULO V. PAGLIA, IAP | RA 9206 SECTION 33: Drawings are qualifications and other technical documents and shall be used as evidence of design, on the technical quality and accuracy of the project. Whether the design is shown by the owner or the architect, it shall be used as evidence of design and shall be used as evidence of design and shall be used as evidence of design. | PROJECT TITLE: TWO - STOREY RADIOLOGY AND PSYCHOLOGY BUILDING | RECOMMENDING APPROVAL: VINCENT A. ISIP, OFFICER IN CHARGE, HOSPITAL OPERATION PATIENT SUPPORT SERVICE | APPROVED BY: MARIA LOURDES L. EVANGELISTA, MD, FPPA, MEDICAL CLINICAL CHIEF, MARIVELES MENTAL WELLNESS AND PSYCHOPHYSICS | SHEET CONTENTS: AS SHOWN | REVISION NO.: 02 |
| | DRAWN BY: JENNY V. CUSTODIO - AIA | CHECKED BY: DR. PAULO V. PAGLIA, IAP | DATE SUBMITTED TO EPM: 10/24/2024 | DATE SUBMITTED TO OMC: 10/24/2024 | LOCATION: MARIVELES MENTAL WELLNESS AND PSYCHOPHYSICS BUILDING, PORTLAND MARIVELES PATAM | | | |

GROUND FLOOR SCHEDULE OF WINDOWS

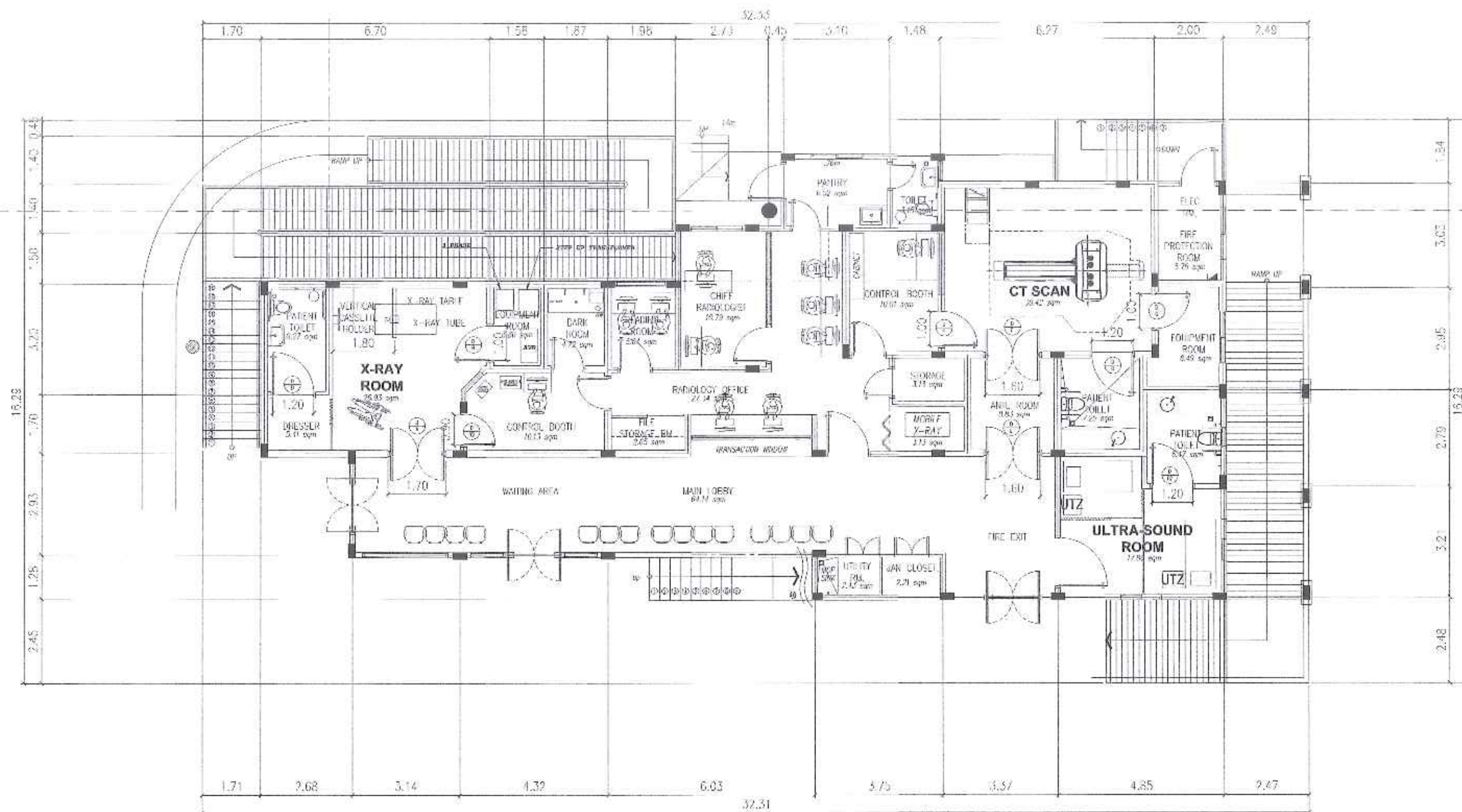


| DESIGNATION | | | | |
|-------------------|---|---|--|---|
| DESCRIPTION | Sliding Window with 10mm THK Tempered Soft Coated Clear Glass in UPVC Frame Wood Texture Finish | Fixed/Sliding Window with 10mm THK Tempered Soft Coated Clear Glass in UPVC Frame Wood Texture Finish | Awning Window with 10mm THK Tempered Soft Coated Clear Glass in UPVC Frame Wood Texture Finish | Louver Window with 2"x2"4mm Angle Bar Frame 1 1/2"x1"x4mm Flat bar blade pre-painted. |
| LOCATION | Reading Room, Chief Radiologist, Pantry | Ultrasound room | Patient's Toilet | Fire Protection Room |
| REQUIREMENTS | Three (3) Sets | Two (2) Sets | One (1) Set | One (1) Set |
| HARDWARE FINISHES | Complete all locksets, Pivot Hinges, Patch Fittings and Hardware | Complete all locksets, Pivot Hinges, Patch Fittings and Hardware | Complete all locksets, Pivot Hinges, Patch Fittings and Hardware | Provide aluminum screen frame with aperture of 1.13mmx1.30mm for the window |



| | | | | | | | | | | |
|--|-------------------------------------|------------------------------------|------------------------------------|---|--|--|---|--------------------------|-----------------------------|----------------------|
| | DESIGNED BY: JENIE M. CUSTODIO-AN | ARCHITECT: AR. PAULO V. PASUA, UAP | RA 9266 SECTION 33 | NOTE: Drawings and specifications and other contract documents shall remain the property of the architect. The contractor shall be responsible for all materials and workmanship. The contractor shall be responsible for all materials and workmanship. The contractor shall be responsible for all materials and workmanship. | PROJECT TITLE: TWO - STOREY RADIOLOGY AND PSYCHOLOGY BUILDING | RECOMMENDING APPROVAL: VINCENT A. ISIP, OFFICER IN CHARGE, HOSPITAL OPERATIONS/PATIENT SUPPORT SERVICE | APPROVED BY: MARIA LOURDES L. EVANGELISTA, MD, FPD, MEDICAL CENTER CHIEF, MARIVELLES MENTAL WELLNESS AND GENERAL HOSPITAL | SHEET CONTENTS: AS SHOWN | REVISION NO.: 02 | |
| | DRAWN BY: JENIE M. CUSTODIO-AN | DATE SUBMITTED TO RFMS: 11/05/2024 | DATE SUBMITTED TO CMCO: 11/05/2024 | PROJ. REG. No.: 43048, UPOA No.: 33360, PIR No.: 1166524, Place: MARIVELLES, BULACAN, TFI: 351-283/554-0000 | LOCATION: MARIVELLES MENTAL WELLNESS AND GENERAL HOSPITAL, MARIVELLES, BULACAN | | | | SHEET NO.: A06.07 of A06.12 | |
| | CHECKED BY: AR. PAULO V. PASUA, UAP | | | | | | | | | DATE: AUGUST 2, 2022 |
| | | | | | | | | | | MMH-HFD-04-08-02 |

FOR MANUFACTURER



ROOF PLAN

SCALE 1:100 MTS



REPUBLIC OF THE PHILIPPINES
DEPARTMENT OF HEALTH
MARIVELES MENTAL WELLNESS
AND
GENERAL HOSPITAL
P. MORRIS ST., PUSILALAN, MARIVELES, BATANGAS

| | |
|------------------------|--------------------|
| DESIGNED BY | ARTHUR LUSTIGSO-AN |
| DRAWN BY | ARTHUR LUSTIGSO-AN |
| CHECKED BY | AR PAULOR ROMA, JR |
| DATE SUBMITTED TO EPMU | |
| DATE SUBMITTED TO OMSO | |

ARCHITECT
Barcelo
ULOV, PAGUA, UAP
COORDINATING DESIGNER
IN CHARGE OF THE PROJECT

| | | | |
|---------------|------------------|----------|------------------|
| PRC REG. No.: | 45648 | Validty: | NOV. 3, 2024 |
| PRON No.: | 16609 | OR No.: | 735786 Oria |
| PR No.: | 1298524 | Date: | JUN 27, 2022 |
| Place: | MARVELLS, BATAAN | TPN: | 351-003-854-0000 |

[illegible]

NOTE:
When dimensions on these drawings shall have precedence over actual dimensions. Contracted shall verify and be responsible for all dimensions and conditions on the job. The designer shall be advised immediately of any variations from the dimensions and conditions shown by these drawings.

LOCATION:

**TWO - STOREY RADIOLOGY AND
PSYCHOLOGY BUILDING**

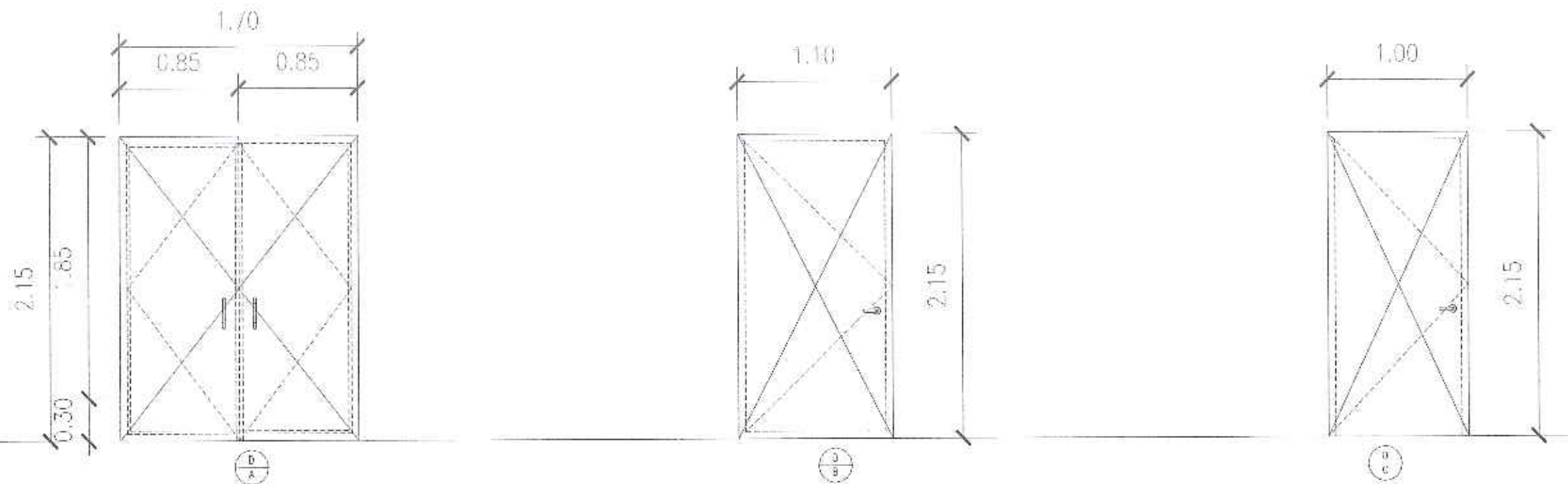
RECOMMENDING APPROVAL
Vincent A. Iskr
VINCENT A. ISKR
OFFICER IN CHARGE
URGENT OPERATIONS DIVISION

APPROVED BY: 
MARIA LOURDES L. EVANGELISTA, MD, FPPA
MEDICAL CENTER CHIEF II
HARVARD MEDICAL CENTER, WELLS AND CENTRAL HOSPITAL

| |
|----------------|
| SHEET CONTENTS |
| AS SHOWN |

REVISION NO.:
02
SHEET NO.:
A06.08 of A05.12
DATE: M. 02.2.2017

GROUND FLOOR BARE OPENINGS



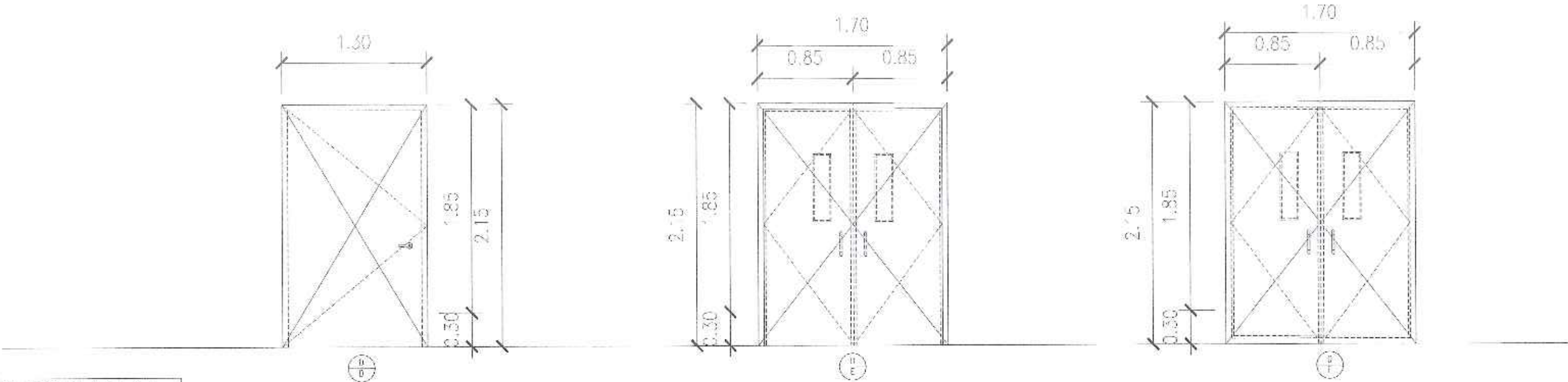
| DESIGNATION | | | |
|-------------------|------------------------------|------------------------------|---|
| DESCRIPTION | BARE OPENING (SEE DIMENSION) | BARE OPENING (SEE DIMENSION) | BARE OPENING (SEE DIMENSION) |
| LOCATION | X-ray Room Entrance | X-ray Equipment Room | X-ray Control room adjacent to X-ray room |
| REQUIREMENTS | N/A | N/A | N/A |
| HARDWARE FINISHES | As per manufacturer | As per manufacturer | As per manufacturer |

GROUND FLOOR BARE OPENINGS

SCALE 1:30 MTS

| | | | | | | | | | |
|--|--------------------------------------|------------------------------------|---|---|--|---|---|--------------------------|------------------|
| | DESIGNED BY: AR. PAULO V. PASUA, UAP | ARCHITECT: AR. PAULO V. PASUA, UAP | RA 9220 SECTION 33: Develop and implement and other related activities, rights, duties and responsibilities of the architect, engineer, planner, interior designer, landscape architect, and other related professions in the field of architecture, engineering, planning, interior design, landscape architecture, and other related professions. | NOTE: The architect, engineer, planner, interior designer, landscape architect, and other related professions shall be responsible for the design and construction of the building and shall be held liable for any errors or omissions in the design and construction. | PROJECT TITLE: TWO - STOREY RADIOLOGY AND PSYCHOLOGY BUILDING | RECOMMENDING APPROVAL: VINCENT A. TSP, OFFICER IN CHARGE, HOSPITAL OPERATIONS/INPATIENT SUPPORT SERVICE | APPROVED BY: MARIA LOURDES L. EVANGELISTA, MD, FPPA, MEDICAL CENTER CHIEF II, MARIKINA MENTAL WELLNESS AND GENERAL HOSPITAL | SHEET CONTENTS: AS SHOWN | REVISION NO.: 02 |
| | DRAWN BY: AR. PAULO V. PASUA, UAP | DATE SUBMITTED TO EPWJ: 10/24/2024 | DATE SUBMITTED TO DMCC: 10/24/2024 | PRG REG. NO.: 42648, MPR No.: 20660, PIR No.: 1080524, Place: MARIKINA, BATAYAN | Validity: NOV 3, 2024, O.R. No.: 323265, Date: MAY 28, 2022, TEL: 251-601-251-6000 | LOCATION: MARIKINA MENTAL WELLNESS AND GENERAL HOSPITAL, MARIKINA ST., FORJACION, MARIKINA, BATAYAN | | | |

GROUND FLOOR SCHEDULE OF DOORS

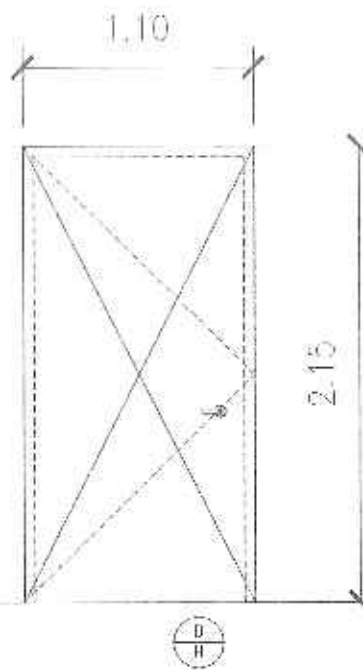
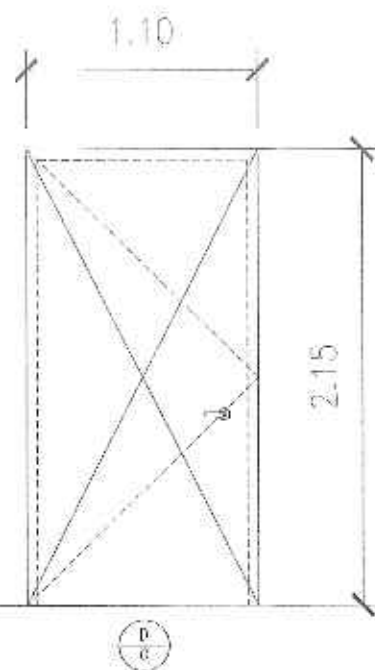


| DESIGNATION | BARE OPENING (SEE DIMENSION) | | |
|-------------------|--------------------------------|------------------------------|------------------------------|
| DESCRIPTION | BARE OPENING (SEE DIMENSION) | BARE OPENING (SEE DIMENSION) | BARE OPENING (SEE DIMENSION) |
| LOCATION | X-ray/CT-scan Patient's Toilet | Ante Room | CT Scan Room Entrance |
| REQUIREMENTS | N/A | N/A | N/A |
| HARDWARE FINISHES | As per manufacturer | As per manufacturer | As per manufacturer |

GROUND FLOOR BARE OPENINGS
SCALE 1:30 MT5

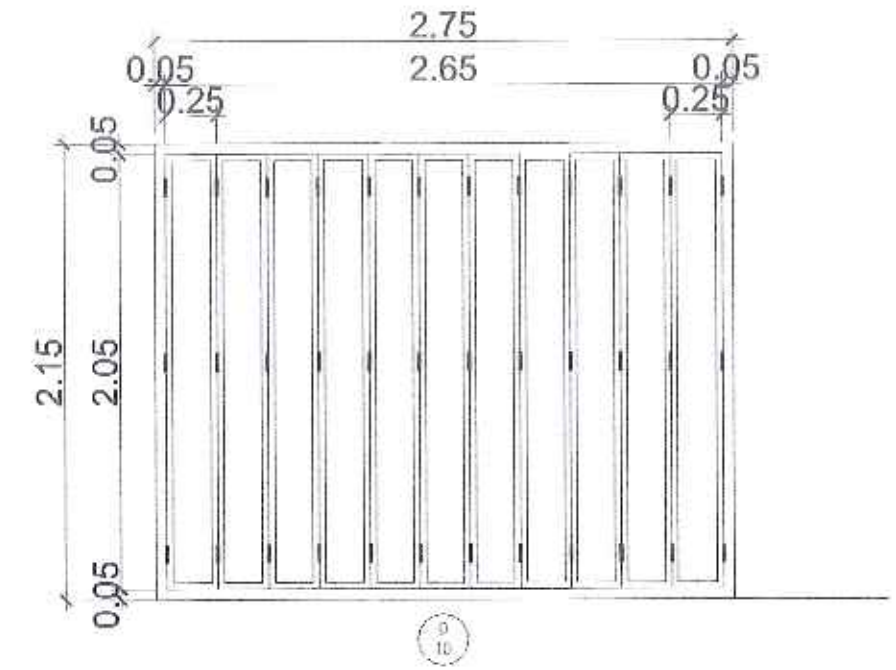
| | | | | | | | | | | |
|-------------------------|-------------------------|--------------------------|--|--|--|---|--|-----------------|---------------|--|
| | DESIGNED BY: | ARCHITECT: | RA 9286 SECTION 33: | NOTE: | PROJECT TITLE: | RECOMMENDING APPROVAL: | APPROVED BY: | SHEET CONTENTS: | REVISION NO.: | |
| | DRAWN BY: | AR, PAULO V. PAGUIA, UAP | Drawings are specifications and other related documents and signed drawings to be used as reference of work. Use the reference properly and accurately. If the architect is not the owner, the architect is not responsible for the design and construction of the building. The architect is not responsible for the design and construction of the building. The architect is not responsible for the design and construction of the building. | When dimensions on these drawings are not specified, use the dimensions on the drawings. The architect is not responsible for the design and construction of the building. The architect is not responsible for the design and construction of the building. The architect is not responsible for the design and construction of the building. | TWO - STOREY RADIOLOGY AND PSYCHOLOGY BUILDING | VINCENT A. ISIP HOSPITAL OPERATION PATIENT SUPPORT SERVICE | MARIA LOURDES L. EVANGELISTA, MD, FPPA MEDICAL CENTER CHIEF I | AS SHOWN | 02 | |
| | CHECKED BY: | | | | | | | | | |
| | DATE SUBMITTED TO BFMJ: | | | | | | | | | |
| DATE SUBMITTED TO DNCC: | | | | | | | | | | |

GROUND FLOOR SCHEDULE OF DOORS



| DESIGNATION | | |
|-------------------|------------------------------|--|
| DESCRIPTION | BARE OPENING (SEE DIMENSION) | BARE OPENING (SEE DIMENSION) |
| LOCATION | CT Scan Equipment Room | CT Control Room Adjacent to CT Scan Room |
| REQUIREMENTS | N/A | N/A |
| HARDWARE FINISHES | As per manufacturer | As per manufacturer |

SECOND FLOOR SCHEDULE OF DOORS

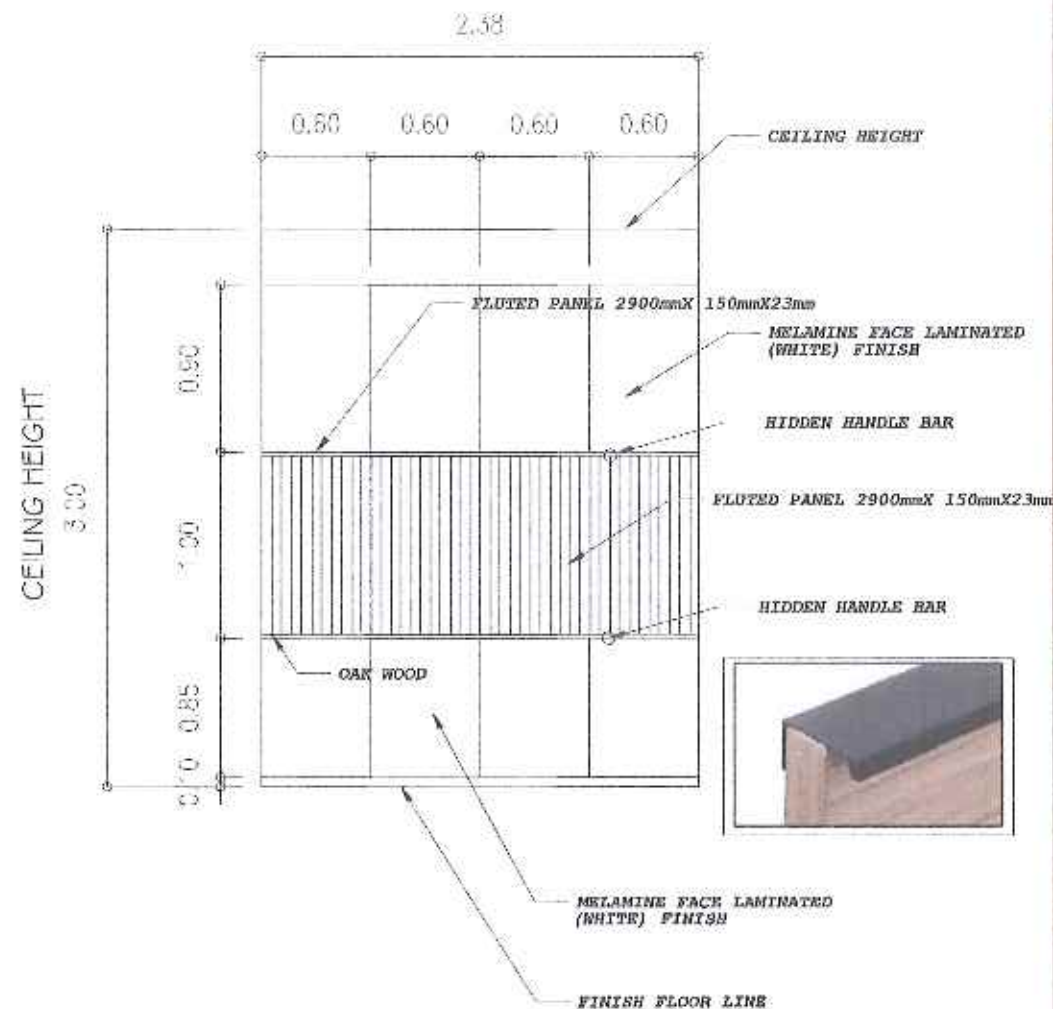


| DESIGNATION | |
|-------------------|---------------------|
| DESCRIPTION | PVC ACCORDION DOOR |
| LOCATION | Interns Room |
| REQUIREMENTS | One (1) Set |
| HARDWARE FINISHES | As per manufacturer |

GROUND FLOOR BARE OPENINGS

SCALE 1:30 MT5

| | | | | | | | | | |
|--|--|---|--|--|---|---|--|-----------------------------|--|
| <p>REPUBLIC OF THE PHILIPPINES DEPARTMENT OF HEALTH MARIVELLES MENTAL WELLNESS AND GENERAL HOSPITAL MUNICIPALITY, MARIVELLES, BATAAN</p> | DESIGNED BY: JENCKIM CUSTODIO - JMD DRAWN BY: JENCKIM CUSTODIO - JMD CHECKED BY: JENCKIM CUSTODIO - JMD DATE SUBMITTED TO PFH: DATE SUBMITTED TO CMCO: | ARCHITECT AR. PAOLO V. PAGNIA, UAP REGISTERED ARCHITECT PROFESSIONAL REG. NO. 100124 | RA 10066 SECTION 23 Building and construction and other related activities shall comply with the provisions of the National Building Code of the Philippines, as amended, and other laws, rules, regulations, and orders issued thereunder, and the standards and specifications of the Philippine Standards Association, Inc. (PSA), and the standards and specifications of the International Standards Organization (ISO). | NOTE: When dimensions on these drawings shall have provisions that shall require the use of standard dimensions, the designer shall use the standard dimensions unless otherwise indicated. | PROJECT TITLE TWO - STOREY RADIOLOGY AND PSYCHOLOGY BUILDING | RECOMMENDING APPROVAL: VINCENT A. ISIP OFFICER IN CHARGE HOSPITAL OPERATIONS DIVISION - BATAAN | APPROVED BY: MARIA LOURDES L. EVANGELISTA, MD, FPPA MEDICAL CENTER CHIEF II MARIVELLES MENTAL WELLNESS AND GENERAL HOSPITAL | SHEET CONTENTS: AS SHOWN | REVISION NO.: 02 SHEET NO.: A06.11 of A06.12 DATE: AUGUST 2022 |
| | PROJ. RES. NO.: 10610 JMDA No.: 20002 PTR No.: 100124 Place: MARIVELLES, BATAAN | | VLSy: NOV. 2, 2024 Date: JAN. 28, 2022 Tel: 355-365-451-0000 | | LOCATION: MARIVELLES MENTAL WELLNESS AND GENERAL HOSPITAL PZORRHO ST., BATAAN, MARIVELLES, BATAAN | | | | |

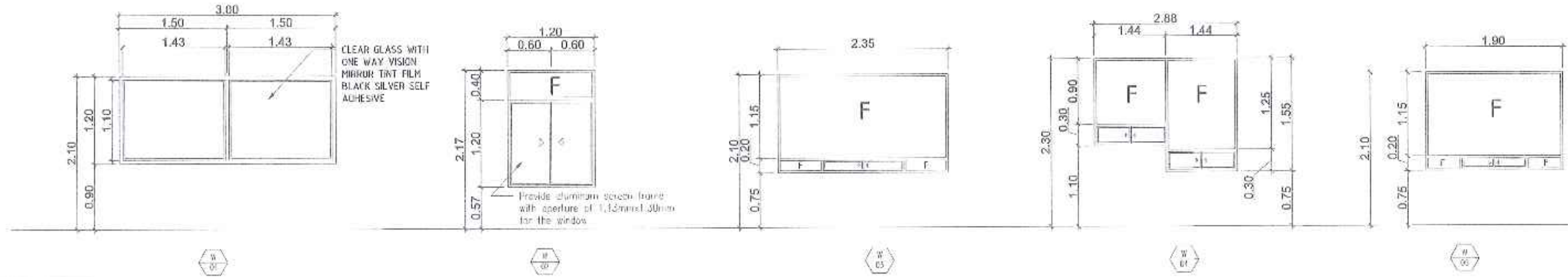


ARCHITECTURAL INTERIOR AT ULTRASOUND ROOM

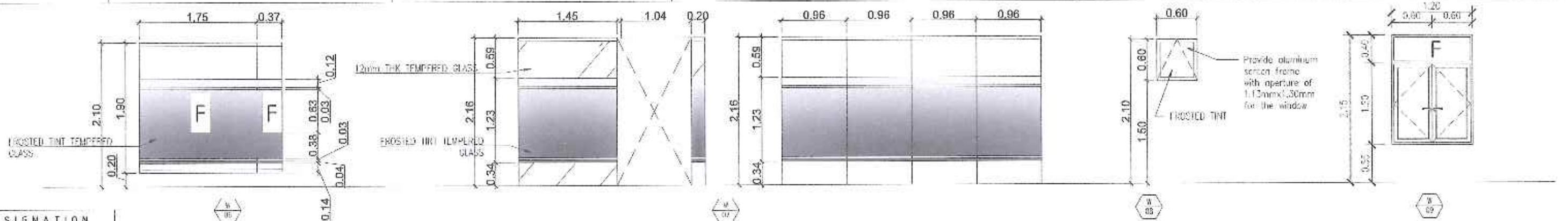
CABINET ELEVATION
SCALE 1:25 MTS

| | | | | | | | |
|--|------------------------------------|-------------------------------------|---|---|--|--------------------------|-----------------------------|
| <p>REPUBLIC OF THE PHILIPPINES DEPARTMENT OF HEALTH MARIVELES MENTAL WELLNESS ANTI GENERAL HOSPITAL R. MORON BLVD., P. 1000, MARIVELES, BATAAN</p> | DESIGNED BY: JONCKEN COSTA-AM | ARCHITECT: AR. PAULO V. PASQUA, UAP | PROJECT TITLE: TWO - STOREY RADIOLOGY AND PSYCHOLOGY BUILDING | RECOMMENDING APPROVAL: VINCENT A. ISIP, OFFICER IN CHARGE, HOSPITAL OPERATION/PATIENT SUPPORT SERVICE | APPROVED BY: MARIA LOURDES L. EVANGELISTA, MD, FPPA, MEDICAL CENTER CHIEF II, MARIVELES MENTAL WELLNESS AND GENERAL HOSPITAL | SHEET CONTENTS: AS SHOWN | REVISION NO.: 02 |
| | DRAWN BY: JONCKEN COSTA-AM | DATE SUBMITTED TO EPMO: 10/10/2024 | DATE SUBMITTED TO OMO: 10/10/2024 | LOCATION: MARIVELES MENTAL WELLNESS AND GENERAL HOSPITAL, P. 1000, MARIVELES, BATAAN | | | SHEET NO.: A08.12 of A08.12 |
| | CHECKED BY: JONCKEN COSTA-AM | DATE SUBMITTED TO EPMO: 10/10/2024 | DATE SUBMITTED TO OMO: 10/10/2024 | | | | |
| | DATE SUBMITTED TO EPMO: 10/10/2024 | DATE SUBMITTED TO OMO: 10/10/2024 | | | | | |

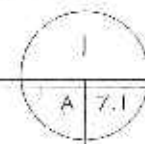
SECOND FLOOR SCHEDULE OF WINDOWS



| DESIGNATION | DESCRIPTION | LOCATION | REQUIREMENTS | HARDWARE FINISHES |
|-------------|--|---|---------------|--|
| W01 | ONE WAY VISION MIRROR TINT FILM BLACK SILVER SELF ADHESIVE | OBSERVATION ROOM | ONE (1) SET | N/A |
| W02 | SLIDING/FIXED WINDOW WITH 10mm THK SOFT COATED CLEAR LOW-E GLASS IN UPVC WOOD FRAME TEXTURE FINISH | INTERN ROOMS, TESTING MAT, PSYCH OFFICE HALLWAY, RECEIVING AREA | TEN (10) SETS | COMPLETE WITH LOCKSET, SCREEN, CONCEALED EDGES, ETC. |
| W03 | FIXED/SLIDING WINDOW WITH 10mm THK TEMPERED SOFT COATED CLEAR GLASS IN UPVC WOOD FRAME TEXTURE FINISH | INTERVENTION AREA | ONE (1) SET | COMPLETE WITH LOCKSET, CONCEALED EDGES, ETC. |
| W04 | SLIDING/FIXED WINDOW WITH 10mm THK SOFT COATED CLEAR GLASS IN UPVC WOOD FRAME TEXTURE FINISH | TRANSACTION WINDOW | ONE (1) SET | COMPLETE WITH LOCKSET, CONCEALED EDGES, ETC. |
| W05 | FIXED WITH SLIDING WINDOW WITH 10mm THK TEMPERED SOFT COATED CLEAR GLASS IN UPVC WOOD FRAME TEXTURE FINISH | NP SCREENING, PSYCHOLOGICAL TESTING RM | TWO (2) SETS | COMPLETE WITH LOCKSET, CONCEALED EDGES, ETC. |



| DESIGNATION | DESCRIPTION | LOCATION | REQUIREMENTS | HARDWARE FINISHES |
|-------------|---|---|---------------|--|
| W06 | FIXED WINDOW WITH 10mm THK CLEAR & FROSTED TINT TEMPERED SOFT COATED CLEAR GLASS | INTERVENTION AREA | ONE (1) SET | COMPLETE WITH LOCKSET, CONCEALED EDGES, ETC. |
| W07 | FIXED WINDOW WITH 10mm THK TEMPERED SOFT COATED CLEAR GLASS | NP SCREENING AREA | FOUR (4) SETS | COMPLETE WITH LOCKSET, CONCEALED EDGES, ETC. |
| W08 | FIXED WINDOW WITH 10mm THK TEMPERED GLASS WALL | NP SCREENING AREA | FOUR (4) SETS | COMPLETE WITH LOCKSET, CONCEALED EDGES, ETC. |
| W09 | AWNING WINDOW WITH 10mm THK SOFT COATED CLEAR GLASS IN UPVC WOOD FRAME TEXTURE FINISH | PUBLIC TOILET, (MALE & FEMALE) PANTRY TOILET (MALE & FEMALE) UTILITY ROOM | FOUR (4) SETS | COMPLETE WITH LOCKSET, SCREEN, CONCEALED EDGES, ETC. |
| W10 | SWING TYPE WINDOW WITH 10mm THK CLEAR GLASS IN UPVC WOOD FRAME TEXTURE FINISH | PSYCHOLOGY OFFICE, (MALE & FEMALE) PANTRY TOILET (MALE & FEMALE) UTILITY ROOM | FOUR (4) SETS | COMPLETE WITH LOCKSET, SCREEN, CONCEALED EDGES, ETC. |

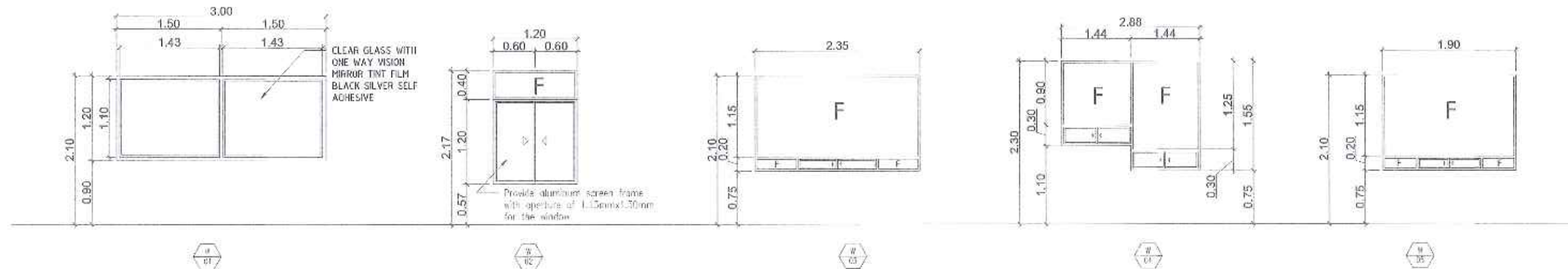


SECOND FLOOR SCHEDULE OF WINDOWS

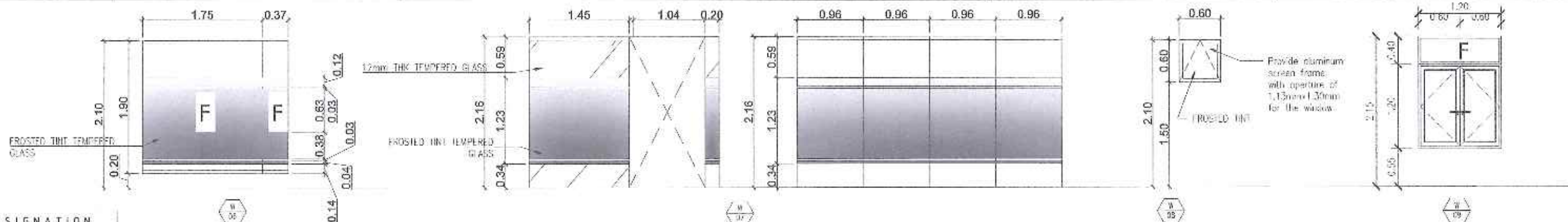
1:50 MTS

| | | | | | | | | | |
|--|--|---|---|---|--|--|---|---------------------------------|--|
| <p>REPUBLIC OF THE PHILIPPINES DEPARTMENT OF HEALTH MARIVELES MENTAL WELLNESS AND GENERAL HOSPITAL P. MARQUEZ, P. MARQUEZ, MARIVELES, BATAAN</p> | DESIGNED BY: <u>AR. PAULO V. PAGUIA, UAP</u> | ARCHITECT: <u>AR. PAULO V. PAGUIA, UAP</u> | RA 3265 SECTION 32 | NOTE: <u>Window dimensions are based on drawings that have been provided and are subject to change. Contractors shall verify and be responsible for all dimensions and materials on the job. The designer must be notified immediately of any deviations from the drawings and maintain record by these drawings.</u> | PROJECT TITLE: <u>TWO - STOREY RADIOLOGY AND PSYCHOLOGY BUILDING</u> | RECOMMENDING APPROVAL: <u>VINCENT A. ISIP</u> OFFICER IN CHARGE HOSPITAL OPERATIONS/PAEDIATRIC SUPPORT SERVICE | APPROVED BY: <u>MARIA LOURDES L. EVANGELISTA, MD, FPPA</u> MEDICAL CENTER CHIEF II MARIVELES MENTAL WELLNESS AND GENERAL HOSPITAL | SHEET CONTENTS: <u>AS SHOWN</u> | REVISION NO.: <u>02</u> SHEET NO.: <u>A07.01 of A07.02</u> DATE: <u>AUGUST 2, 2021</u> |
| | DRAWN BY: <u>AR. PAULO V. PAGUIA, UAP</u> | CHECKED BY: <u>AR. PAULO V. PAGUIA, UAP</u> | DATE SUBMITTED TO DPM: <u>NOV 2, 2024</u> | DATE SUBMITTED TO CMCC: <u>JAN 16, 2022</u> | FIG. NO.: <u>42618</u> | FIG. NO.: <u>42618</u> | FIG. NO.: <u>42618</u> | FIG. NO.: <u>42618</u> | FIG. NO.: <u>42618</u> |

SECOND FLOOR SCHEDULE OF WINDOWS



| DESIGNATION | DESCRIPTION | LOCATION | REQUIREMENTS | HARDWARE FINISHES |
|---------------|--|---|---------------|--|
| ONE (1) SET | ONE WAY VISION MIRROR TINT FILM BLACK SILVER SELF ADHESIVE | OBSERVATION ROOM | ONE (1) SET | N/A |
| TEN (10) SETS | SLIDING/FIXED WINDOW WITH 10mm THK SOFT COATED CLEAR LOW-E GLASS IN UPVC WOOD FRAME TEXTURE FINISH | INTERN ROOMS, TESTING MAT, PSYCH OFFICE HALLWAY, RECEIVING AREA | TEN (10) SETS | COMPLETE WITH LOCKSET, SCREEN, CONCEALED EDGES, ETC. |
| ONE (1) SET | FIXED/SLIDING WINDOW WITH 10mm THK TEMPERED SOFT COATED CLEAR GLASS IN UPVC WOOD FRAME TEXTURE FINISH | INTERVENTION AREA | ONE (1) SET | COMPLETE WITH LOCKSET, CONCEALED EDGES, ETC. |
| ONE (1) SET | SLIDING/FIXED WINDOW WITH 10mm THK SOFT COATED CLEAR GLASS IN UPVC WOOD FRAME TEXTURE FINISH | TRANSACTION WINDOW | ONE (1) SET | COMPLETE WITH LOCKSET, CONCEALED EDGES, ETC. |
| TWO (2) SETS | FIXED WITH SLIDING WINDOW WITH 10mm THK TEMPERED SOFT COATED CLEAR GLASS IN UPVC WOOD FRAME TEXTURE FINISH | NP SCREENING, PSYCHOLOGICAL TESTING RM | TWO (2) SETS | COMPLETE WITH LOCKSET, CONCEALED EDGES, ETC. |



| DESIGNATION | DESCRIPTION | LOCATION | REQUIREMENTS | HARDWARE FINISHES |
|---------------|---|---|---------------|--|
| ONE (1) SET | FIXED WINDOW WITH 10mm THK CLEAR & FROSTED TINT TEMPERED SOFT COATED CLEAR GLASS | INTERVENTION AREA | ONE (1) SET | COMPLETE WITH LOCKSET, CONCEALED EDGES, ETC. |
| FOUR (4) SETS | FIXED WINDOW WITH 10mm THK TEMPERED SOFT COATED CLEAR GLASS | NP SCREENING AREA | FOUR (4) SETS | COMPLETE WITH LOCKSET, CONCEALED EDGES, ETC. |
| FOUR (4) SETS | FIXED WINDOW WITH 10mm THK TEMPERED GLASS WALL | NP SCREENING AREA | FOUR (4) SETS | COMPLETE WITH LOCKSET, CONCEALED EDGES, ETC. |
| FOUR (4) SETS | AWNING WINDOW WITH 10mm THK SOFT COATED CLEAR GLASS IN UPVC WOOD FRAME TEXTURE FINISH | PUBLIC TOILET, (MALE & FEMALE) PANTRY TOILET (MALE & FEMALE) UTILITY ROOM | FOUR (4) SETS | COMPLETE WITH LOCKSET, SCREEN, CONCEALED EDGES, ETC. |
| FOUR (4) SETS | SWING TYPE WINDOW WITH 10mm THK CLEAR GLASS IN UPVC WOOD FRAME TEXTURE FINISH | PSYCHOLOGY OFFICE, (MALE & FEMALE) PANTRY TOILET (MALE & FEMALE) UTILITY ROOM | FOUR (4) SETS | COMPLETE WITH LOCKSET, SCREEN, CONCEALED EDGES, ETC. |

SECOND FLOOR SCHEDULE OF WINDOWS

SCALE 1:50 MTS

| | | | | | | | | |
|-------------|-------------------------|----------------------------|------------------------|--|--|--|-----------------|------------------|
| | DESIGNED BY: | ARCHITECT: | RA 9269 SECTION 33: | PROJECT TITLE: | RECOMMENDING APPROVAL: | APPROVED BY: | SHEET CONTENTS: | REVISION NO.: |
| | DRAWN BY: | APRIL PAOLO V. PAGUIA, UAP | NOTE: | TWO - STOREY RADIOLOGY AND PSYCHOLOGY BUILDING | VINCENT A. ISIP | MARIA LOURDES L. EVANGELISTA, MD, FPPA | AS SHOWN | 02 |
| CHECKED BY: | DATE SUBMITTED TO EPMU: | DATE SUBMITTED TO DWG: | DATE SUBMITTED TO DWG: | LOCATION: | MARIVELAS MENTAL WELLNESS AND GENERAL HOSPITAL, MARIVELAS, BAYAN | | | A07.02 of A07.02 |
| | | | | | | | | |

NOTE:
1. CT SCAN ROOM, CT CONTROL ROOM AND EQUIPMENT ROOM FLOOR FINISH SHOULD BE BARE FINISH

LEGEND:

FF-1 2MM THK ANTI BACTERIAL VINYL ROLL FLOOR FINISH(WOOD LOOK FINISH)

FF-2 RUSTIC CERAMIC TILES 15CM X 60 CM

FF-3 JK MATTE TIL 60CM X 60CM (Rustic Tiles)

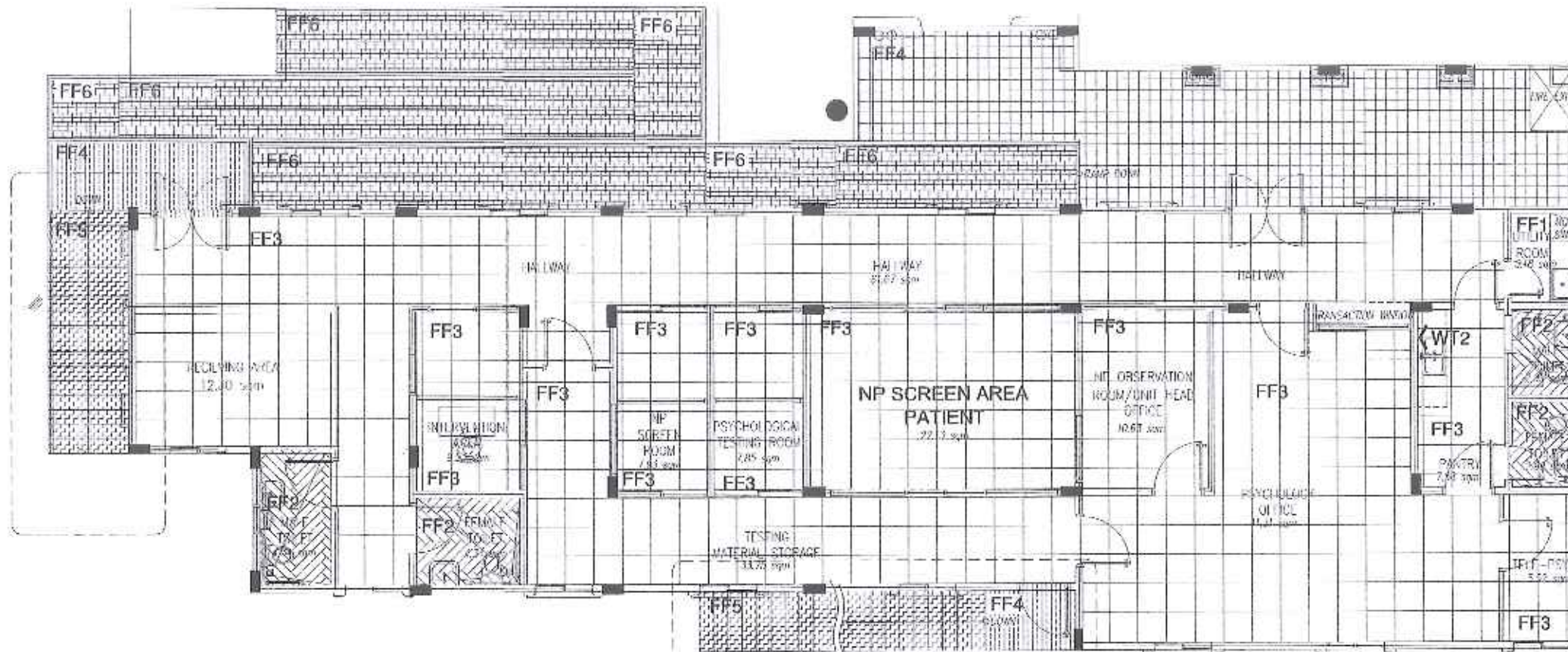
FF-4 JK RUSTIC CERAMIC TILES 60CM X 60CM

FF-5 RUSTIC CERAMIC TILES 30CM X 30CM (NORTON GREY TILES)

FF-6 DIGITILE PRMEA BROWN 30CM X 30CM RUSTIC TILES

TOILET WALL TILE - SUBWAY TILES (WHITE) 10CM X 20 CM

SPLASH BOARD (PANTRY) WT 2 SUBWAY TILES (WHITE) 10CM X 20 CM



SEE 2ND TO GF D.R. SECONDARY STAIR PLAN

SECOND FLOOR FLOOR FINISH LAYOUT

SCALE 1:100 MTS

- FF-1 2MM THK ANTI BACTERIAL VINYL ROLL FLOOR FINISH(WOOD LOOK FINISH)
- FF-2 RUSTIC CERAMIC TILES 15CM X 60 CM HERRINGBONE PATTERN
- FF-3 JK MATTE TIL 60CM X 60CM (RUSTIC CERAMIC TILES)
- FF-4 RUSTIC CERAMIC TILES 60CM X 60CM
- FF-5 RUSTIC BROWN CERAMIC TILES 30CM X 30CM
- FF-6 DART CONCRETE FINISH WITH CONCRETE HARDENER
- WALL TILES - SUBWAY TILE 15CM X 20CM

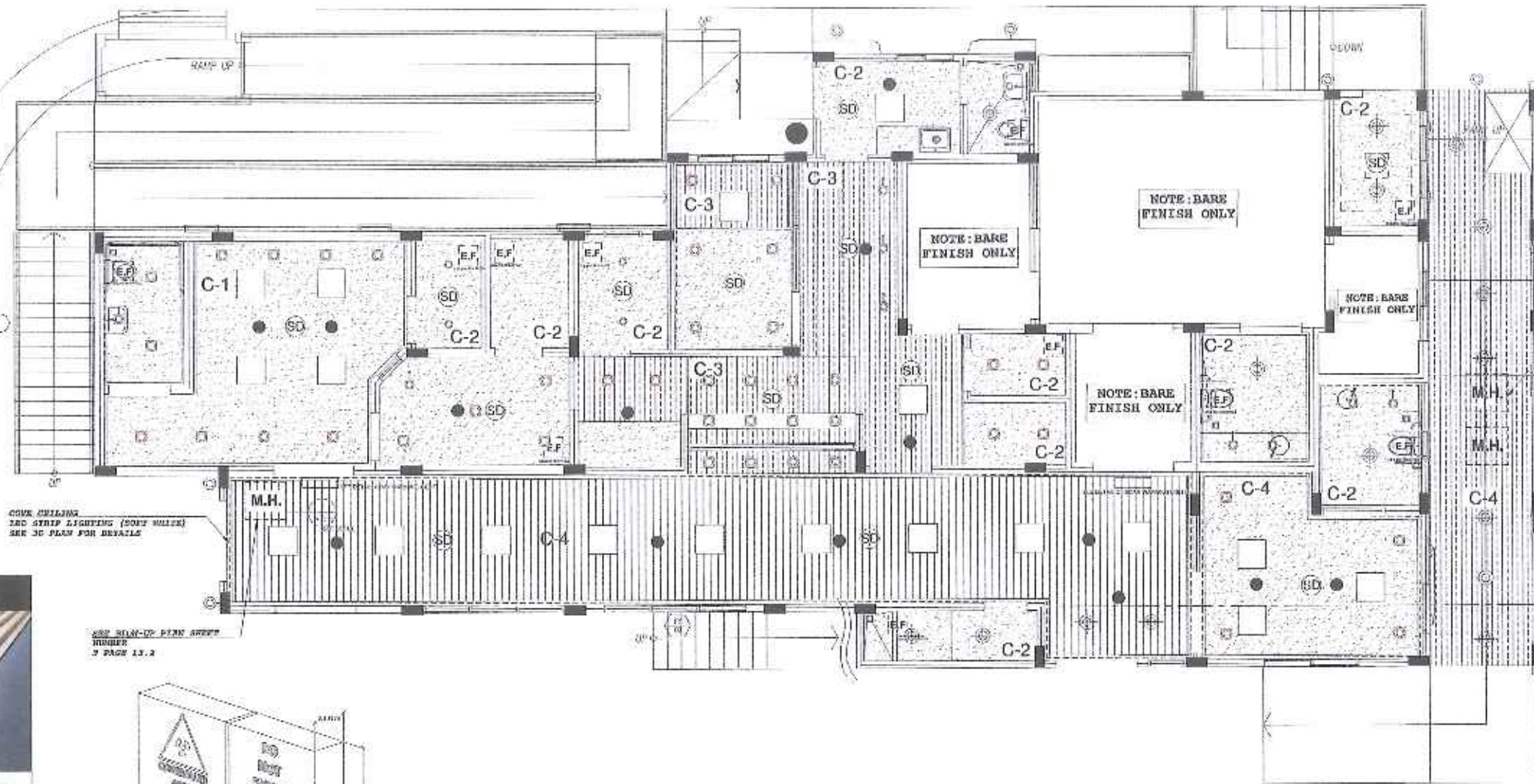
| | | | | | | | | | |
|---|----------------------------------|--------------------------------------|-----------------------------------|---|---|--|---|--------------------------|------------------|
| <p>REPUBLIC OF THE PHILIPPINES DEPARTMENT OF HEALTH MARIKINA CITY GENERAL HOSPITAL MARIKINA CITY, PHILIPPINES</p> | DESIGNED BY: JEROME, CHRISTOPHER | ARCHITECT: AR. PAULO V. PANGILA, IAP | RA 9163 SECTION 33 | NOTE: Building and specifications shall conform to the latest standards and specifications of the Department of Health, Marikina City, and the National Building Code of the Philippines. | PROJECT TITLE: TWO - STOREY RADIOLOGY AND PSYCHOLOGY BUILDING | RECOMMENDING APPROVAL: VINCENT A. ISIP, CHIEF IN CHARGE, HOSPITAL OPERATIONS DIVISION, DEPT. OF HEALTH | APPROVED BY: MARIA LOURDES L. EVANGELISTA, MD, FPPA, MEDICAL CENTER CHIEF | SHEET CONTENTS: AS SHOWN | REVISION NO.: 02 |
| | DRAWN BY: JEROME, CHRISTOPHER | DATE SUBMITTED TO EPM: 01/10/2022 | DATE SUBMITTED TO OMS: 01/10/2022 | PROJECT NO.: 123456789 | LOCATION: MARIKINA MENTAL WELLNESS AND GENERAL HOSPITAL, MARIKINA CITY, PHILIPPINES | | | | |
| | CHECKED BY: JEROME, CHRISTOPHER | | | | | | | | |
| | | | | | | | | | |

LEGEND

| | |
|--|--------------------------------------|
| | fluted wood panel |
| | white (fiber cement board 9mm) |
| | baffle panel (50mm X 90mm) |
| | pvc wood panel |
| | smoke detector |
| | sprinkler |
| | 40x40 exhaust fan ceiling mounted |
| | 30x30 exhaust fan ceiling mounted |
| | ceiling manhole cover w/ loft ladder |
| | ceiling manhole cover |

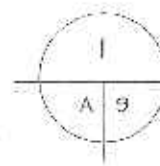
CEILING FINISH LEGEND:

| | |
|--|-------------------------|
| | C-2 WHITE FILM BOARD |
| | C-4 FLUTED PANEL |
| | C-1 WHITE CEILING |
| | C-4 PVC WOOD PANEL |



PANAFLEX WARNING LIGHT

PANAFLEX WARNING LIGHT



GROUND FLOOR REFLECTED CEILING PLAN

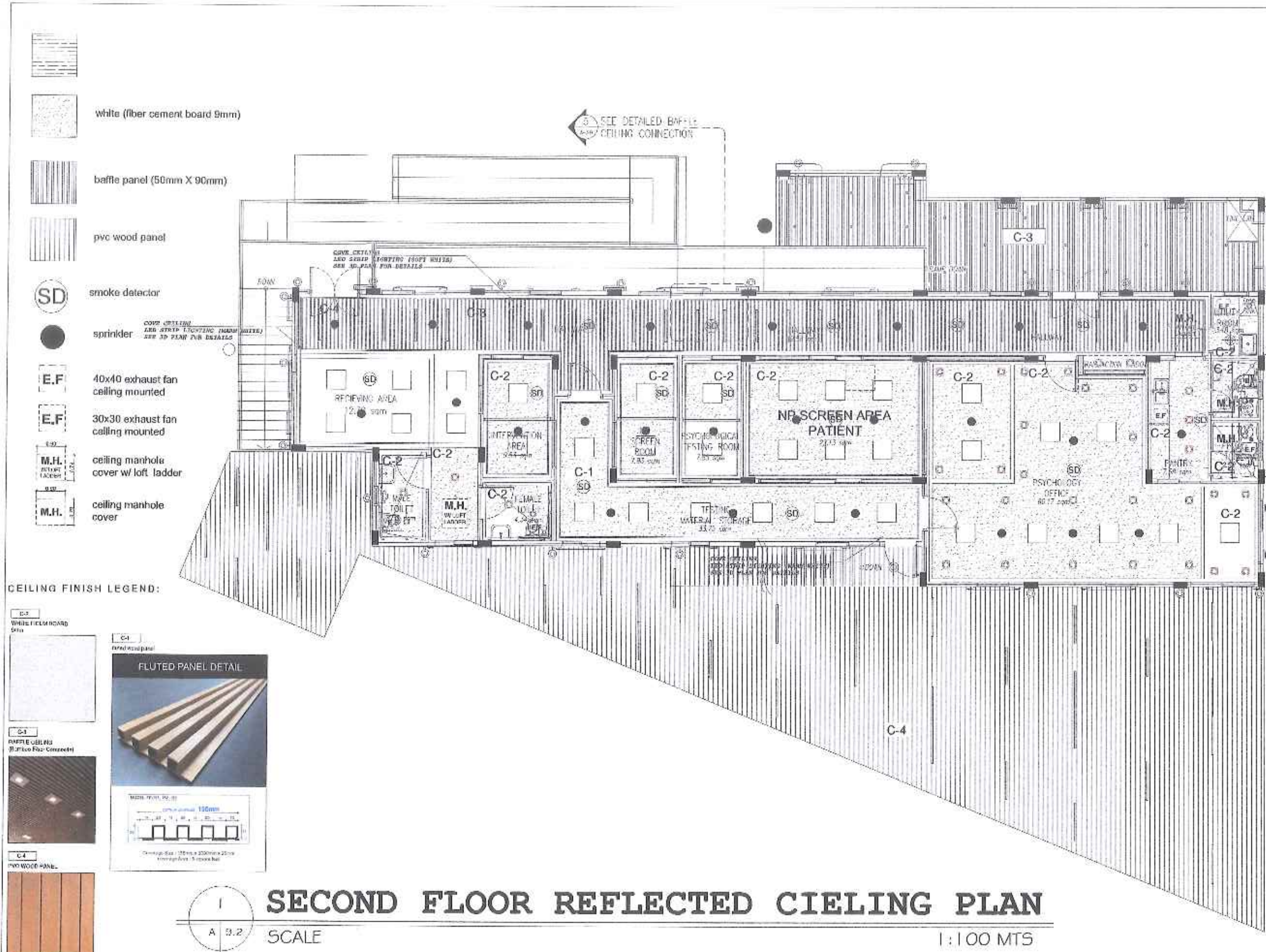
SCALE

1:100 MTs

LEGEND

| | |
|--|--|
| | COLOR SOFT WHITE 3000K |
| | TROFFER LIGHT LIGHTING FIXTURE (T8 LED TUBE) WITH PRISMATIC LENS 12" X 48" |
| | PENDANT LIGHT |
| | DOWN WALL LAMP - SOFT WHITE 3000K |
| | FALSE CEILING FAN WITH LIGHT |
| | SQUARE CEILING LIGHT 60W (SOFT WHITE) |
| | COVE CEILING LED STRIP LIGHTING (WARM WHITE) |
| | COVE CEILING LED STRIP LIGHTING (SOFT WHITE) |
| | LED DOWNLIGHT 15W WARM WHITE |
| | LED Recessed Circular Downlight - 2W |
| | LINEAR LIGHT 30W WARM WHITE |

| | | | | | | | |
|---|--|---|---|--|---|-----------------------------|---------------------|
| <p>DEPARTMENT OF HEALTH MARIVELES MENTAL WELLNESS AND GENERAL HOSPITAL MARIBUHT, MARIBUHT, MARIBUHT, MARIBUHT</p> | DESIGNED BY: DRAWN BY: CHECKED BY: | ARCHITECT: AR. PAULO V. PADILLA, UAP | PROJECT TITLE: TWO - STOREY RADIOLOGY AND PSYCHOLOGY BUILDING | RECOMMENDING APPROVAL: VINCEN A. ISIP OFFICER IN CHARGE HOSPITAL OPERATION PATIENT DIVISION | APPROVED BY: MARIA LOURDES L. EVANGELISTA, MD, FPPA MEDICAL CENTER CHIEF II MARIBUHT, MARIBUHT, MARIBUHT, MARIBUHT | SHEET CONTENTS: AS SHOWN | REVISION NO.: 02 |
| | DATE SUBMITTED TO EPMU: | DATE SUBMITTED TO DCCC: | PRG REG. No.: 43643 JAPG No.: 30639 PTR No.: 109324 Plan: MARIBUHT BAYAN | Validity: NOV. 2, 2024 Date: JAN. 26, 2023 ID: 001-001-004-0009 | LOCATION: MARIBUHT BAYAN, MARIBUHT AND GENERAL HOSPITAL P. MARIBUHT, MARIBUHT, MARIBUHT, MARIBUHT | | |
| | <p>NOTE: This drawing is for reference only and should not be used for construction without the approval of the architect.</p> | | | | | | |
| | <p>DATE: AUGUST 2, 2023</p> | | | | | | |



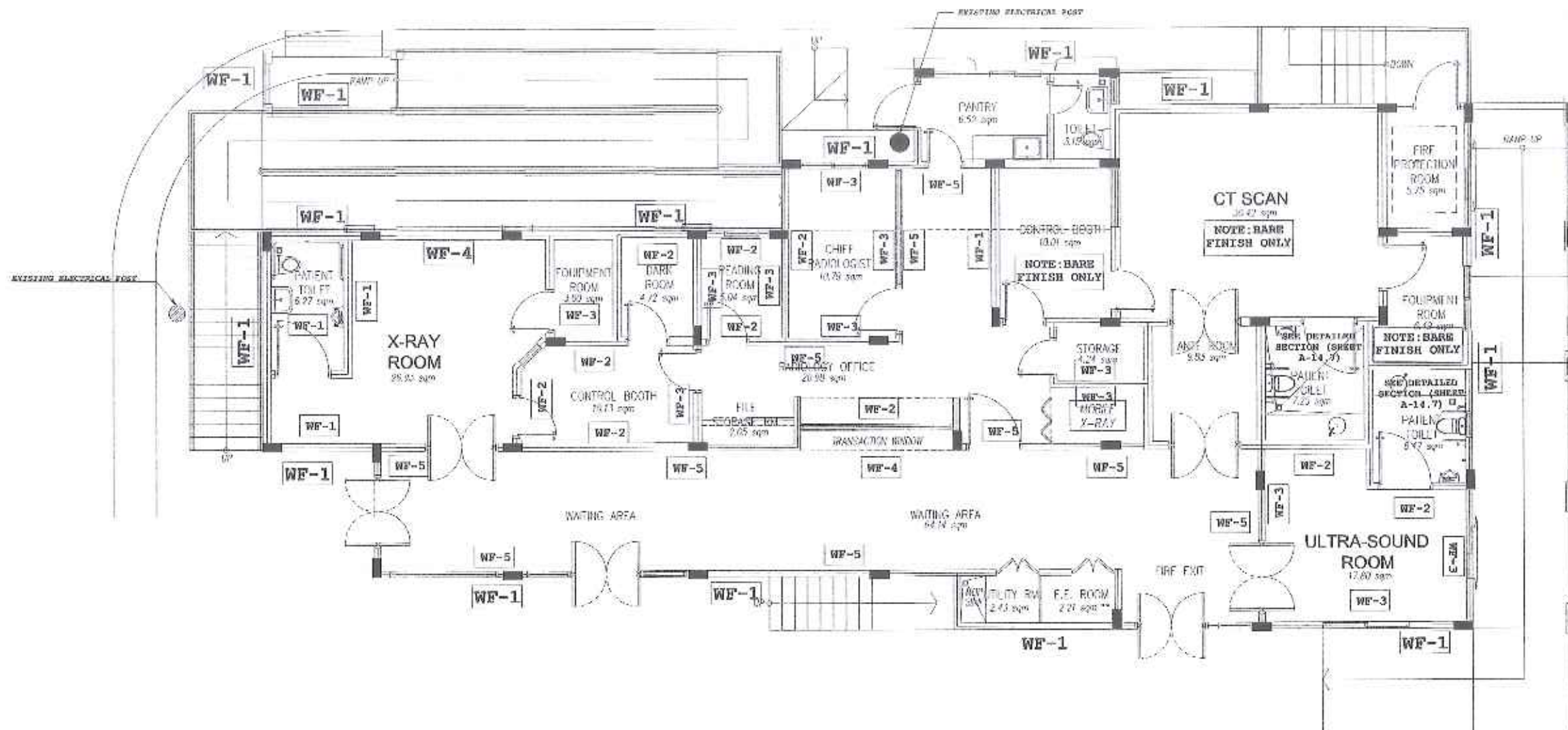
| LEGEND | | |
|--------|--------------|---|
| SYMBOL | ACTUAL IMAGE | DESCRIPTION |
| | | 3" PIN LIGHT FIXTURE COLOR: SOFT WHITE 3000K |
| | | TROFFER LIGHT LIGHTING FIXTURE (18" LED TUBE) WITH PRISMATIC LENS 12% 48" |
| | | DOWNLIGHT SURFACE MOUNTED LED COLOR NEUTRAL WHITE |
| | | DOWN WALL LAMP SOFT WHITE 3000 K |
| | | FALSE CEILING FAN WITH LIGHT |
| | | SQUARE CEILING LIGHT 60W (SOFT WHITE) |
| | | COVE CEILING LED STRIP LIGHTING (WARM WHITE) |
| | | COVE CEILING LED STRIP LIGHTING (SOFT WHITE) |
| | | LED DOWNLIGHT 15W WARM WHITE |
| | | LED Recessed Circular Downlight - 20W |
| | | LINEAR LIGHT 60W WARM WHITE |

| | | | | | | | | | | | | | | |
|--|-------------------------|-------------------|-------------------------|--------------------------|-------------------------|--|-------------------------|--|-------------------------|--|-------------------------|--------------|-------------------------|--------------|
| <p>REPUBLIC OF THE PHILIPPINES DEPARTMENT OF HEALTH MARIKINA CITY GENERAL HOSPITAL</p> | DESIGNED BY: | JONICO GUSTADO-AN | ARCHITECT: | AR. PAULO V. PAGUIA, UAP | PROJECT TITLE: | TWO - STOREY RADIOLOGY AND PSYCHOLOGY BUILDING | RECOMMENDING APPROVAL: | VINCENT A. ISIP OFFICER IN CHARGE HOSPITAL OPERATION PATIENT SUPPORT SERVICE | APPROVED BY: | MARIA LOURDES L. EVANGELISTA, MD, FPPA MEDICAL CENTER CHIEF MARIKINA CITY GENERAL HOSPITAL | SHEET CONTENTS: | AS SHOWN | REVISION NO.: | 02 |
| | DRAWN BY: | JONICO GUSTADO-AN | CHECKED BY: | MARILYN N. NIGRA-LAP | DATE SUBMITTED TO ERMC: | NOV. 2, 2024 | DATE SUBMITTED TO ERMC: | NOV. 2, 2024 | DATE SUBMITTED TO ERMC: | NOV. 2, 2024 | DATE SUBMITTED TO ERMC: | NOV. 2, 2024 | DATE SUBMITTED TO ERMC: | NOV. 2, 2024 |
| | DATE SUBMITTED TO ERMC: | NOV. 2, 2024 | DATE SUBMITTED TO ERMC: | NOV. 2, 2024 | DATE SUBMITTED TO ERMC: | NOV. 2, 2024 | DATE SUBMITTED TO ERMC: | NOV. 2, 2024 | DATE SUBMITTED TO ERMC: | NOV. 2, 2024 | DATE SUBMITTED TO ERMC: | NOV. 2, 2024 | DATE SUBMITTED TO ERMC: | NOV. 2, 2024 |
| | DATE SUBMITTED TO ERMC: | NOV. 2, 2024 | DATE SUBMITTED TO ERMC: | NOV. 2, 2024 | DATE SUBMITTED TO ERMC: | NOV. 2, 2024 | DATE SUBMITTED TO ERMC: | NOV. 2, 2024 | DATE SUBMITTED TO ERMC: | NOV. 2, 2024 | DATE SUBMITTED TO ERMC: | NOV. 2, 2024 | DATE SUBMITTED TO ERMC: | NOV. 2, 2024 |

LEGEND

WALL FINISH = WF

| SYMBOL | ACTUAL IMAGE | DESCRIPTION |
|--|--------------|--|
| WF-1 | | LIMEWASH PAINT (CONCRETE FINISH) |
| WF-2 | | SEMI-GLOSS GRAY R 2000 |
| WF-3 | | SEMI-GLOSS WHITE R-2000 |
| WF-4 | | WPC FLUTED PANEL 155mm X 3000mm X 25mm |
| <p>FLUTED PANEL DETAIL</p> <p>MODEL: PP-101_102_103</p> <p>WIDTH OF CHANNEL: 155mm</p> <p>Coverage Size: 155mm x 3000mm x 25mm Coverage Area: 5 square feet</p> | | |
| WF-5 | | ACRYLIC LATEX (SPECIAL TEXTURED PAINT) |



GROUND FLOOR WALL FINISH PLAN
SCALE 1:100 MTS


| | | | | | | | |
|---|------------------------------------|------------------------------------|---|---|--|--------------------------|-----------------------------|
| <p>REPUBLIC OF THE PHILIPPINES DEPARTMENT OF HEALTH MARIVELLES MENTAL WELLNESS AND GENERAL HOSPITAL BONHOLAT, POGUAYAN, MARIVELLES, BATAYAN</p> | DESIGNED BY: JERICK CUSTODIO - A/E | ARCHITECT: AB PAOLO V. PAQUIA, UAP | PROJECT TITLE: TWO - STOREY RADIOLOGY AND PSYCHOLOGY BUILDING | RECOMMENDING APPROVAL: VINCENT A. ISIL, OFFICER IN CHARGE, HOSPITAL OPERATION PATIENT SUPPORT SERVICE | APPROVED BY: MARIA LOURDES L. EVANGELISTA, MD, FPPA, MEDICAL CENTER CHIEF 3, MARIVELLES MENTAL WELLNESS AND GENERAL HOSPITAL | SHEET CONTENTS: AS SHOWN | REVISION NO.: 02 |
| | DRAWN BY: JERICK CUSTODIO - A/E | DATE SUBMITTED TO RFP: 06/28/2022 | DATE SUBMITTED TO CARD: 06/28/2022 | LOCATION: MARIVELLES MENTAL WELLNESS AND GENERAL HOSPITAL, POGUAYAN, MARIVELLES, BATAYAN | | | SHEET NO.: A10.01 of A10.02 |
| | CHECKED BY: JERICK CUSTODIO - A/E | PROJ. REG. No.: 43646 | Validty: NOV. 2, 2024 | | | | DATE: AUGUST 2, 2022 |
| | | UPON No.: 03989 | O.R. No.: SP9156 | | | | |
| | | PTB No.: 103524 | Date: JUN. 28, 2022 | | | | |
| | Plate: MARIVELLES BATAYAN | TIN: 351-305-454-0000 | | | | | |

LEGEND

WALL FINISH = WF

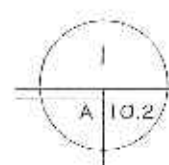
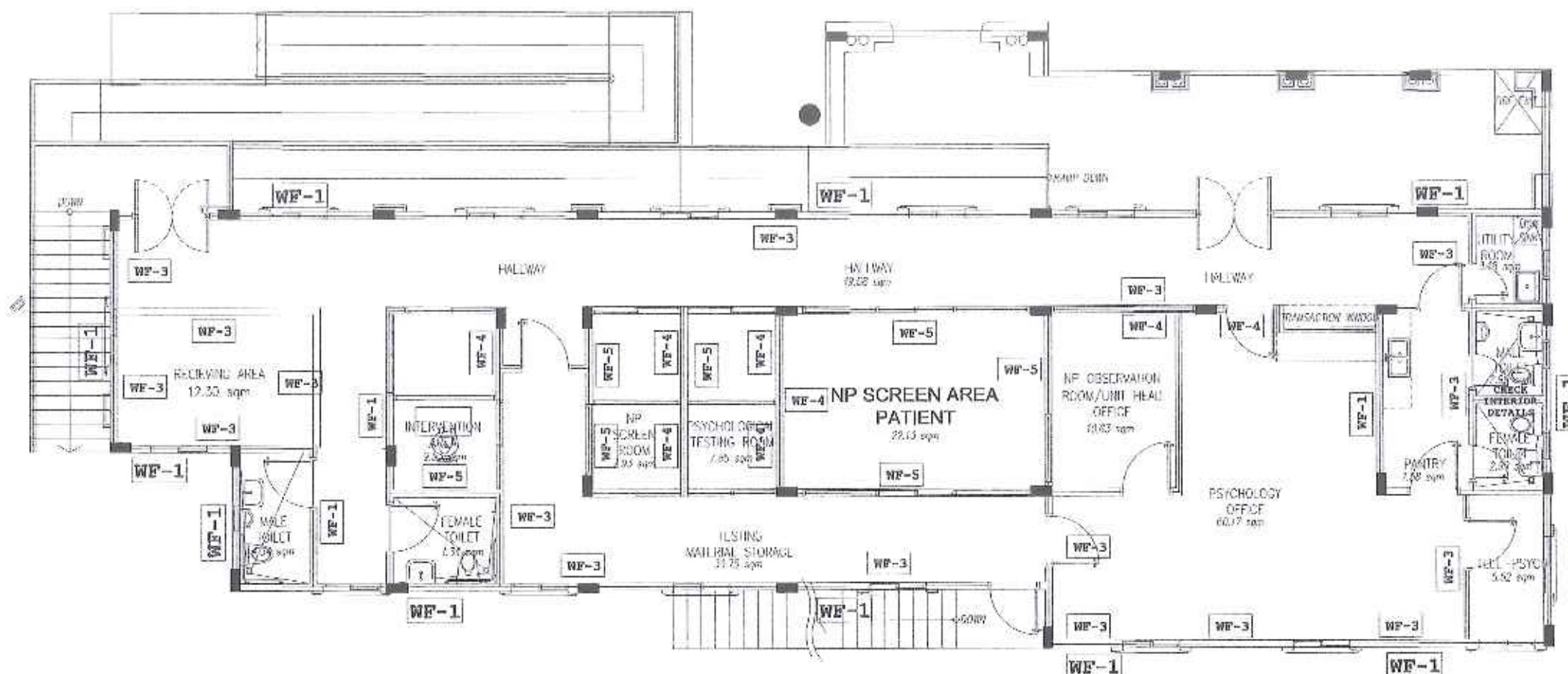
| SYMBOL | ACTUAL IMAGE | DESCRIPTION |
|--------|--------------|--|
| WF-1 | | LIMEWASH PAINT (CONCRETE FINISH) |
| WF-2 | | SEMI-GLOSS GRAY S-2300 |
| WF-3 | | SEMI-GLOSS WHITE R-2900 |
| WF-4 | | WPC FLUTED PANEL 155mm X 3000 mm X 25 mm |

FLUTED PANEL DETAIL



Coverage Size : 155mm x 3000mm x 25mm
Coverage Area : 5 square feet

| | | |
|------|--|--|
| WF-5 | | ACRYLIC LATEX (SPECIAL TEXTURED PAINT) |
|------|--|--|



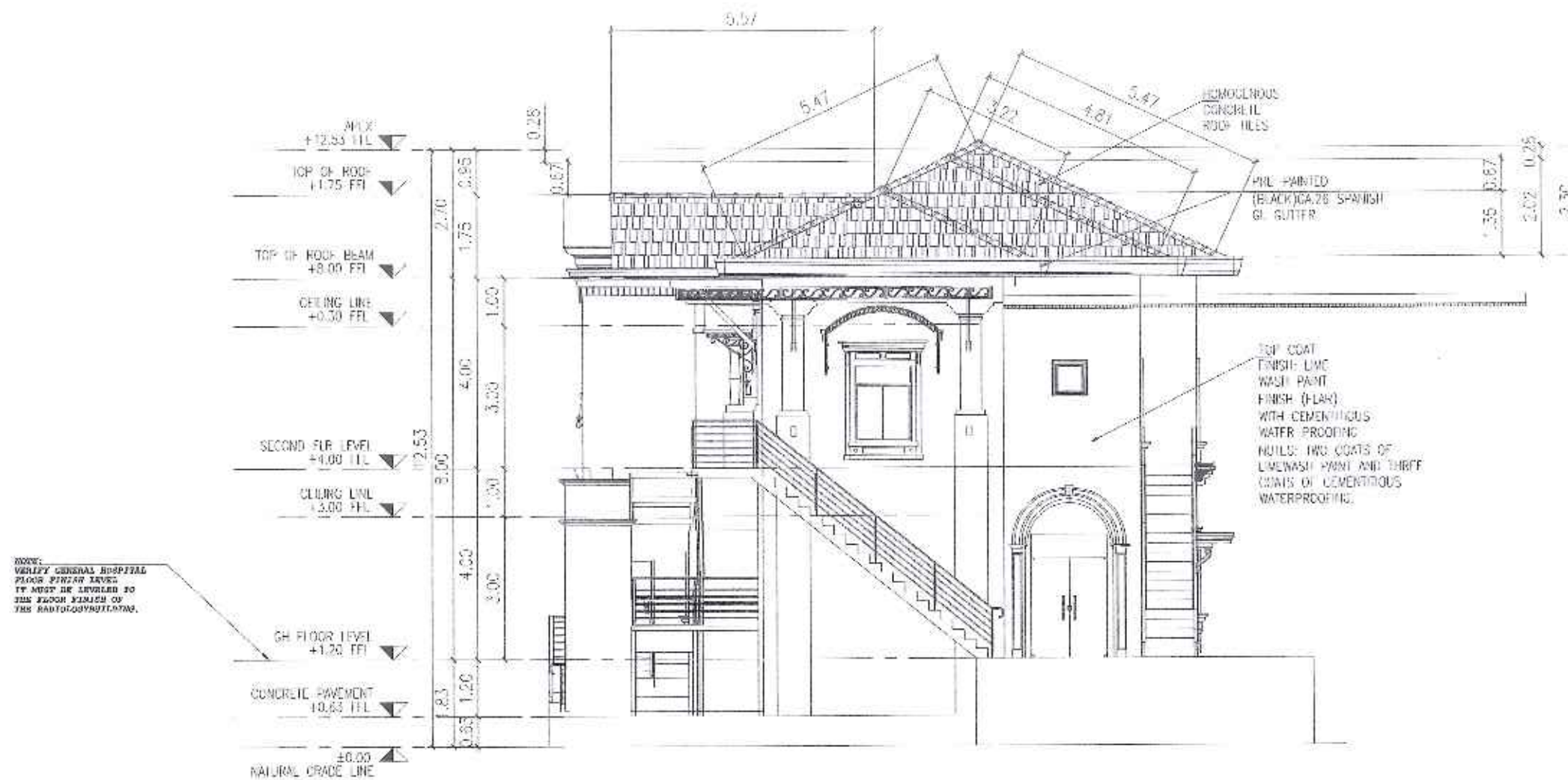
SECOND FLOOR WALL FINISH PLAN

SCALE

1:100 MTS



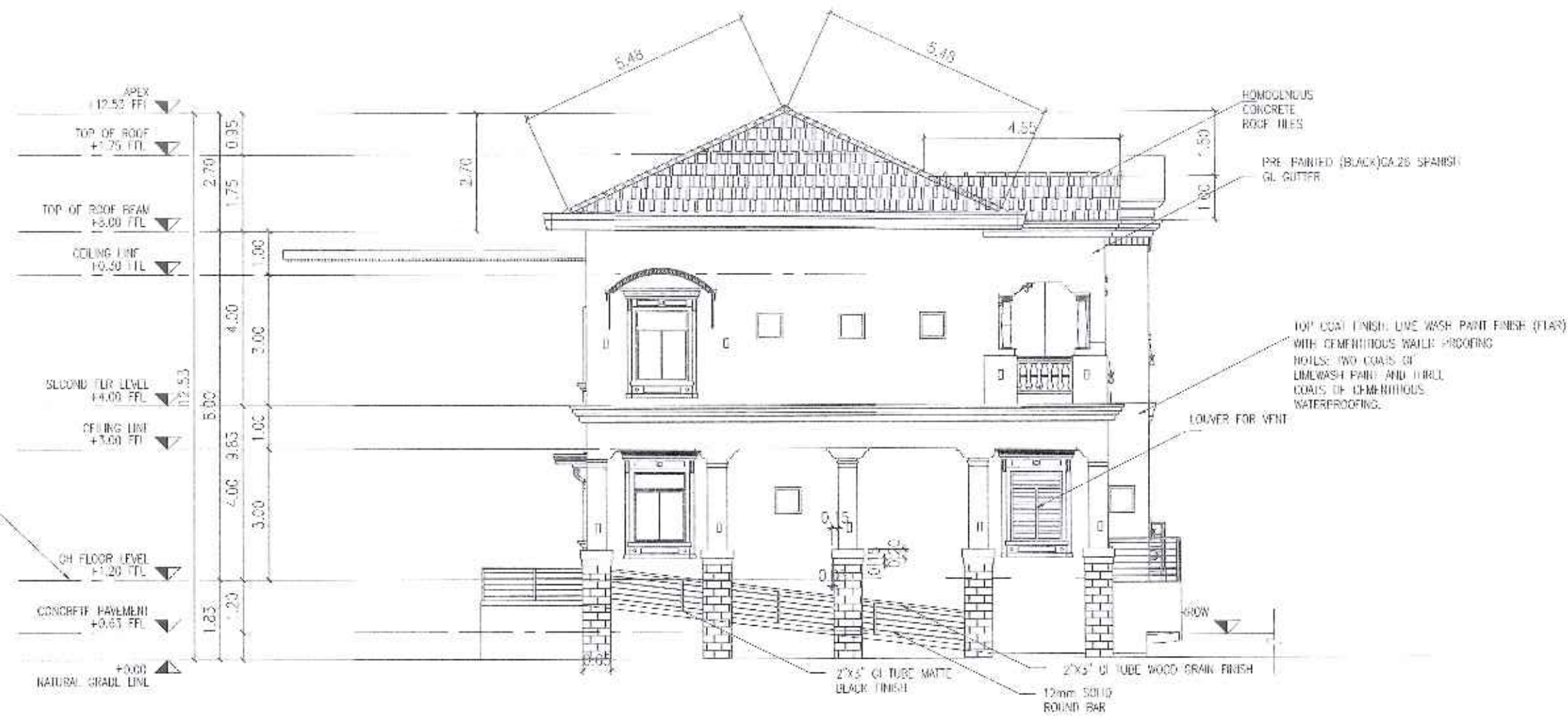
| | | | | | | | |
|--|--|---|--|--|---|----------------------------|---|
| DESIGNED BY: JANETTE L. SORIANO - RA | ARCHITECT MR. RAFAEL V. PAGLIA, UAP ADMINISTRATIVE OFFICER HEALTH FACILITIES DEVELOPMENT DIV. | RA 9240 SECTION 3 Design and construction and other related services shall be subject to the approval of the architect, who shall be responsible for the design and construction of the building and its contents, and shall be responsible for the design and construction of the building and its contents, and shall be responsible for the design and construction of the building and its contents. | PROJECT TITLE TWO - STOREY RADIOLOGY AND PSYCHOLOGY BUILDING | RECOMMENDING APPROVAL VINCENT A. SORIANO OFFICER IN CHARGE HOSPITAL OPERATION PATIENT SUPPORT SERVICE | APPROVED BY: MARIA LOURDES L. EVANGELISTA, MD, FPPA MEDICAL CENTER CHIEF MARICOR MENTAL WELLNESS AND DISTRESS HOSPITAL | SHEET CONTENTS AS SHOWN | REVISION NO. 02 SHEET NO. A10.02 of A10.02 |
| DRAWN BY: JANETTE L. SORIANO - RA | | | LOCATION: MARICOR MENTAL WELLNESS AND DISTRESS HOSPITAL PILARDO ST., PULARDO, MARICOR, BATAN | | | | |
| CHECKED BY: MR. RAFAEL V. PAGLIA, UAP | | | | | | | |
| DATE SUBMITTED TO EPMU: DATE SUBMITTED TO CMCC: | PRG REG. No.: 43848 JPOA No.: 39919 PFR No.: 138524 Place: MARIBER, BATAN | Validity: NOV. 2, 2024 O.R. No.: 323266 Date: JAN. 23, 2022 TIN: 351-209-514-2020 | | | | | |




FRONT ELEVATION SCALE 1:100 MTS

| | | | | | | | | |
|--|--|---|--|---|--|--|-----------------------------|--|
| <p>REPUBLIC OF THE PHILIPPINES DEPARTMENT OF HEALTH MARIVELES MENTAL WELLNESS AND GENERAL HOSPITAL EMERGENCY, POLICLINIC, MARIVELES, BATAN</p> | DESIGNED BY: JEROME CORTES-ANI | ARCHITECT: AR. PAULO V. PAGUIA, IAP EXAMINATION NO. 10101 REGISTERED ARCHITECT | RA 10964 SECTION 25 Drawings are to be prepared and signed by the architect or his duly authorized representative. The architect shall be responsible for the accuracy of the drawings and shall be liable for any errors or omissions. The architect shall also be responsible for the accuracy of the information provided by the client. | PROJECT TITLE: TWO - STOREY RADIOLOGY AND PSYCHOLOGY BUILDING | RECOMMENDING APPROVAL: VINCENT A. ISIP OFFICER IN CHARGE HOSPITAL OPERATION PATIENT SUPPORT SERVICE | APPROVED BY: MARIA LOURDES L. EVANGELISTA, MD, FPPA MEDICAL CENTER CHIEF MARIVELES MENTAL WELLNESS AND GENERAL HOSPITAL | SHEET CONTENTS: AS SHOWN | REVISION NO.: 02 SHEET NO.: A11.01 & A11.10 |
| | CHECKED BY: ALPAULO M. HERNANDEZ, IAP | DATE SUBMITTED TO FPD: NOV 2, 2024 | DATE SUBMITTED TO OROC: JAN 26, 2022 | LOCATION: MARIVELES MENTAL WELLNESS AND GENERAL HOSPITAL PUSKOROS ST., P.O. BOX 4000 MARIVELES, BATAN | | | | |



NOTE:
VERIFY GENERAL HOSPITAL
FLOOR FINISH LAYER.
IT MUST BE COVERED TO
THE FLOOR FINISH OF
THE RADIOLOGY BUILDING.

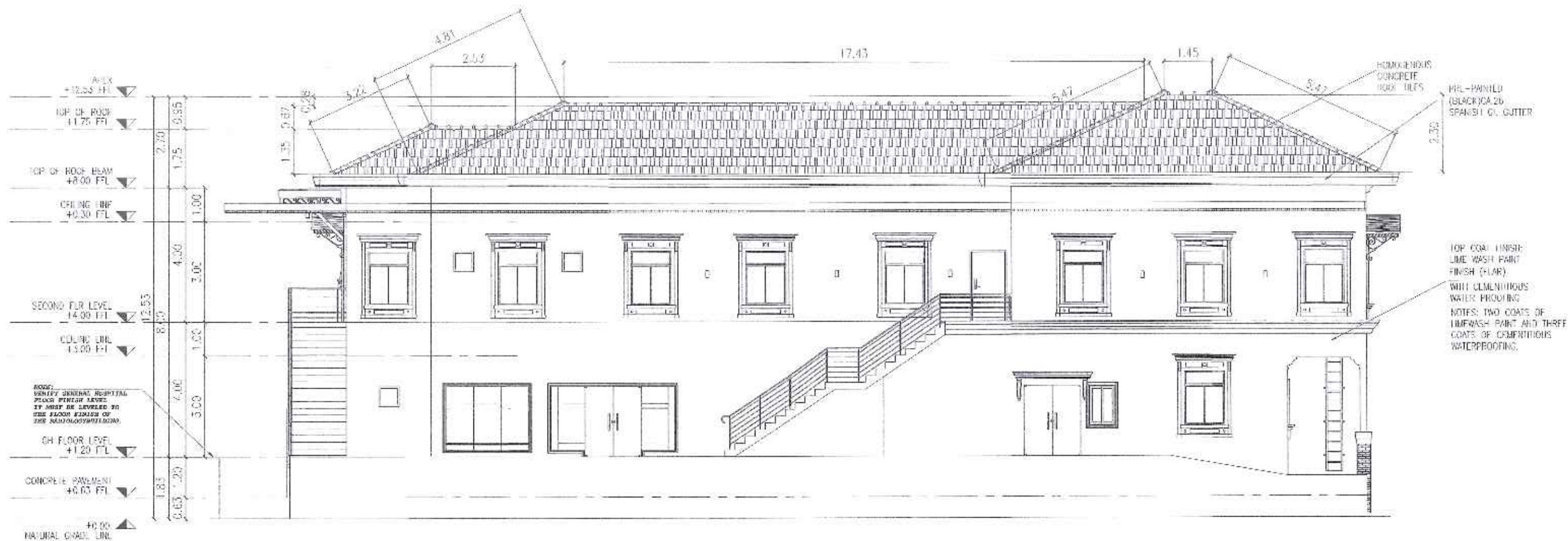


REAR ELEVATION
SCALE 1:100 MTS





| | | | | | | | | | |
|---|--|---|---|---|--|---|--|------------------------------------|---|
|  REPUBLIC OF THE PHILIPPINES DEPARTMENT OF HEALTH MARIKINA CITY AND GENERAL HOSPITAL 2 BERNARDO ST., FORLACION, MARIKINA, RIZAL | DESIGNED BY: <u>ARCHITECT</u> DRAWN BY: <u>ARCHITECT</u> CHECKED BY: <u>ARCHITECT</u> DATE SUBMITTED TO SPUR: <u>NOV. 2, 2024</u> DATE SUBMITTED TO CMCC: <u>JAN. 28, 2022</u> | PROJECT NO.: <u>45644</u> UAPCA No.: <u>20888</u> PTR No.: <u>1093324</u> Place: <u>MARIMETER RATAAN</u> | ARCHITECT <u>AR. PAULO V. PAGINA, UAP</u> CONSULTANT OFFICE 100 BERNARDO ST., FORLACION, MARIKINA, RIZAL | RA 9286 SECTION 33 Design and construction of all other related structures shall comply with the provisions of RA 9286, as amended, and all other laws, rules, regulations, and standards, and shall be subject to the approval of the Department of Health, Marikina City, and the General Hospital, Marikina City. | PROJECT TITLE TWO - STOREY RADIOLOGY AND PSYCHOLOGY BUILDING | RECOMMENDING APPROVAL: <u>VINCENT A. ISP</u> OFFICER IN CHARGE HOSPITAL OPERATIONS/PATIENT SUPPORT SERVICE | APPROVED BY: <u>MARIA LOURDES L. EVANGELISTA, MD, FPPA</u> MEDICAL CENTER CHIEF II MARIKINA GENERAL HOSPITAL, MARIKINA, RIZAL | SHEET CONTENTS: AS SHOWN | REVISION NO.: 02 SHEET NO.: A11.02 of A11.10 |
| | LOCATION: <u>MARIKINA GENERAL HOSPITAL AND GENERAL HOSPITAL</u> <u>100 BERNARDO ST., FORLACION, MARIKINA, RIZAL</u> | | | | | | | | |

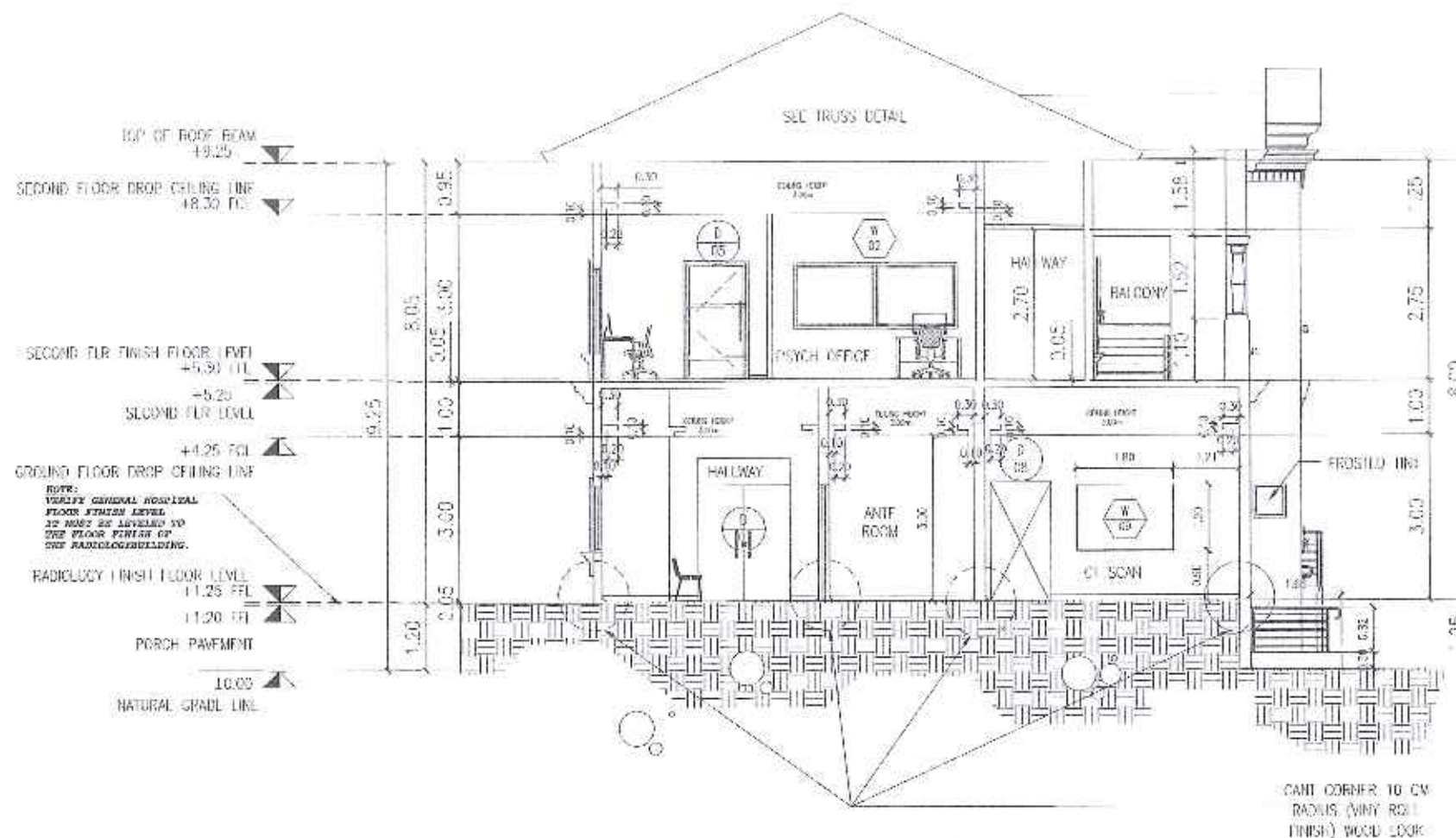


| | | | | | | | | | | |
|---|------------------------|--|--|--------------------|-------|---------------|------------------------|--------------|-----------------|---------------|
|  REPUBLIC OF THE PHILIPPINES DEPARTMENT OF HEALTH MARVELS MENTAL WELLNESS AND GENERAL HOSPITAL PAMUNALAN BUILDING, MARPLES, DAVAO | DESIGNED BY: | JERICK M. CUSTODIO - RA |  DR. PAOLO V. RAGUA, UAP SUPERVISOR, MARPLES HEALTH QUALITY DEVELOPMENT UNIT | RA 1265 SECTION 32 | NOTE: | PROJECT TITLE | RECOMMENDING APPROVAL: | APPROVED BY: | SHEET CONTENTS: | REVISION NO.: |
| | DRAWN BY: | JERICK M. CUSTODIO - RA | | RA 1265 SECTION 32 | NOTE: | PROJECT TITLE | RECOMMENDING APPROVAL: | APPROVED BY: | SHEET CONTENTS: | REVISION NO.: |
| | CHECKED BY: | MARPLES M. MARPLES, DPM | | | | | | | | |
| | DATE SUBMITTED TO FRMD | FRMD REG. NO.: 43545 UPDA NO.: 30330 PTR NO.: 100550 | Verifying: NOV 2, 2024 OUR NO.: 323206 Date: JAN 29, 2022 | | | | | | | |
| | DATE SUBMITTED TO OMD | NAME: MARVELS, ENRIQUE TEL: 355-365-654-0000 | | | | | | | | |








RIGHT SIDE ELEVATION
 SCALE 1:100 MTS

| | | | | | | | | |
|--|--------------------------------------|---|---|--|--|--|------------------------------------|---|
|  REPUBLIC OF THE PHILIPPINES DEPARTMENT OF HEALTH MARIVELES MENTAL WELLNESS AND GENERAL HOSPITAL MARIVELES, BATAAN | DESIGNED BY: JERRY M. CUSTACIO - AIA | ARCHITECT  AR. PAULO V. PAMBIA, UAP REGISTERED ARCHITECT HEALTHCARE DEVELOPMENT INC. | RA 9246 SECTION 33 Drafting and specifications shall comply with the provisions of the National Building Code of the Philippines, as amended, and the rules and regulations of the Department of Health, as amended, and the rules and regulations of the Department of Health, as amended, and the rules and regulations of the Department of Health, as amended. | PROJECT TITLE TWO - STOREY RADIOLOGY AND PSYCHOLOGY BUILDING | RECOMMENDING APPROVAL  VINCENT A. ISIP OFFICER IN CHARGE HOSPITAL OPERATION/PATIENT SUPPORT SERVICE | APPROVED BY:  MARIA LOURDES L. EVANGELISTA, MD, FPPA MEDICAL CENTER CHIEF II MARIVELES MENTAL WELLNESS AND GENERAL HOSPITAL | SHEET CONTENTS: AS SHOWN | REVISION NO.: 02 SHEET NO.: A11.04 of A11.10 DATE: AUGUST 2, 2022 |
| | DRAWN BY: JERRY M. CUSTACIO - AIA | PREPREG. No.: 41546 Validity: NOV. 2, 2024 PPR No.: 138624 Date: JAN. 26, 2022 Place: MARIVELES, BATAAN TIN: 351-913-314-0000 | NOTE: When dimensions on these drawings are given, they shall be in metric units and shall be rounded off to the nearest millimeter. | LOCATION: MARIVELES MENTAL WELLNESS AND GENERAL HOSPITAL MARIVELES, BATAAN | | | | |

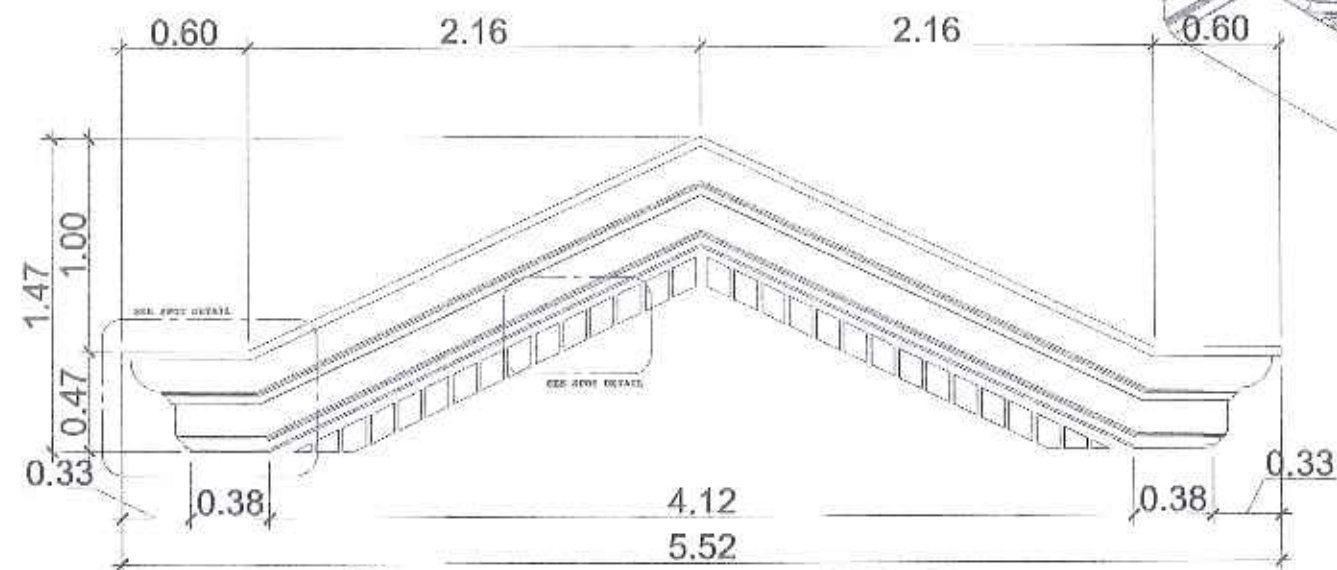



SECTION THRU B-B
 SCALE 1:100 MTS

| | | | | | |
|--|------------------------|---|--|--|--|
|  | DESIGNED BY: | ARCHITECT | ARCHITECT  AR. PAULO V. PAGUIA, UAP (MARIVELES DEVELOPMENT LINE) | REVISION NO. 02 SHEET NO. 02 A11.07 of A11.10 DATE: JANUARY 2024 | |
| | DRAWN BY: | PROJECT REG. NO. 43618 UAP No. 03935 PTR No. 1059524 Place: MARIVELES, BATAAN Tel: 551-365-654-0000 | | | DATE SUBMITTED TO PMU: NOV. 2, 2024 DATE SUBMITTED TO OMD: JAN. 28, 2024 |
| | CHECKED BY: | PROJECT TITLE: TWO - STOREY RADIOLOGY AND PSYCHOLOGY BUILDING | | | RECOMMENDING APPROVAL:  VINCENT A. ISMA OFFICER IN CHARGE HOSPITAL OPERATION/PATIENT SUPPORT SERVICE |
| | DATE SUBMITTED TO OMD: | APPROVED BY:  MARIA LOURDES L. EVANGELISTA, MD, FPPA MEDICAL CENTER CHIEF II MARIVELES MENTAL WELLNESS AND GENERAL HOSPITAL | | | SHEET CONTENTS: AS SHOWN |



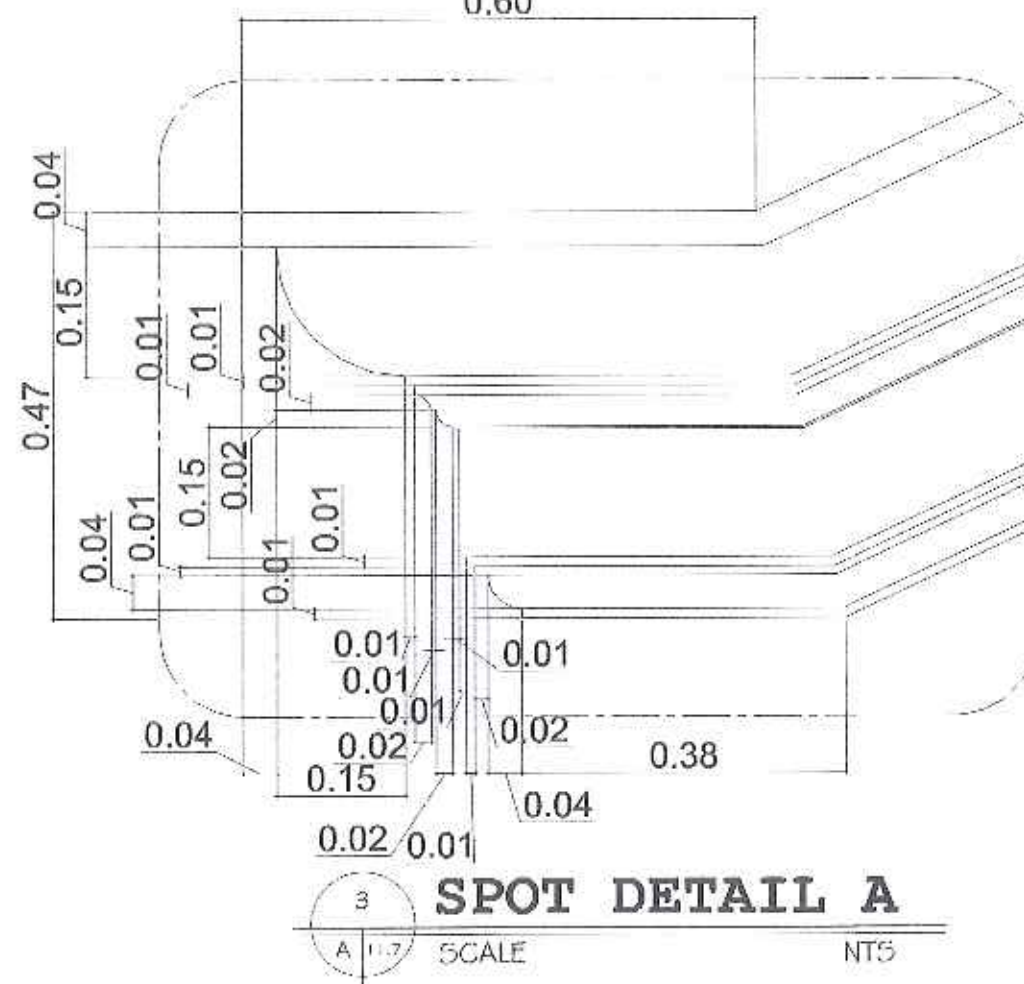
FACADE ELEVATION
SCALE 1:50 MTS



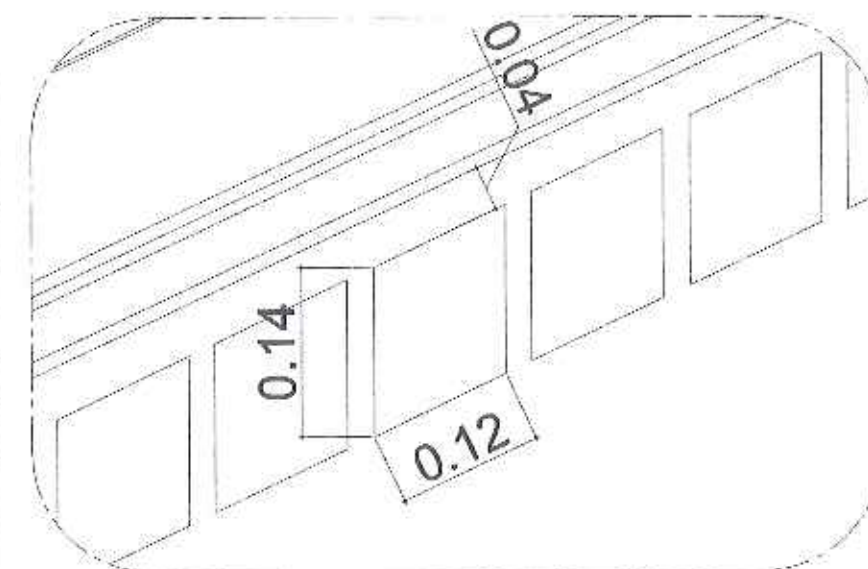
ELEVATION A

SCALE NTS

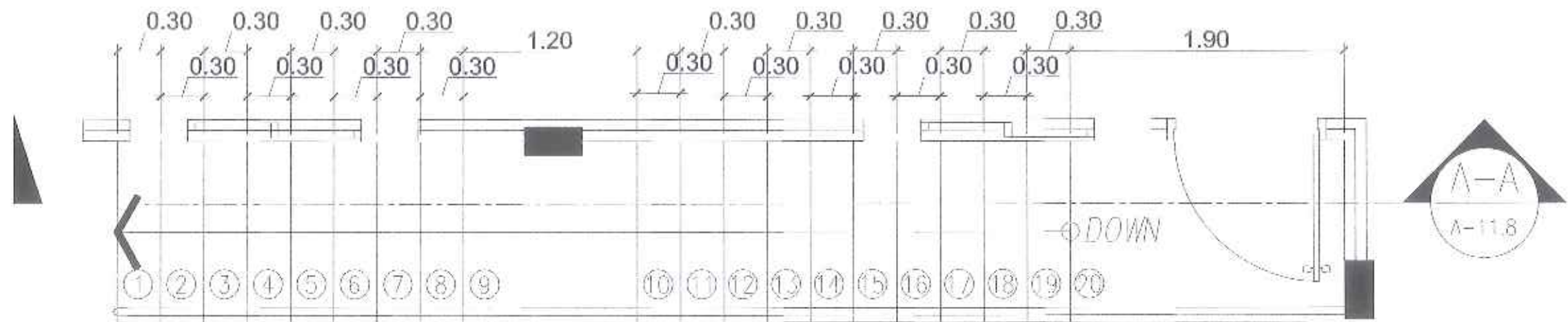
0.60



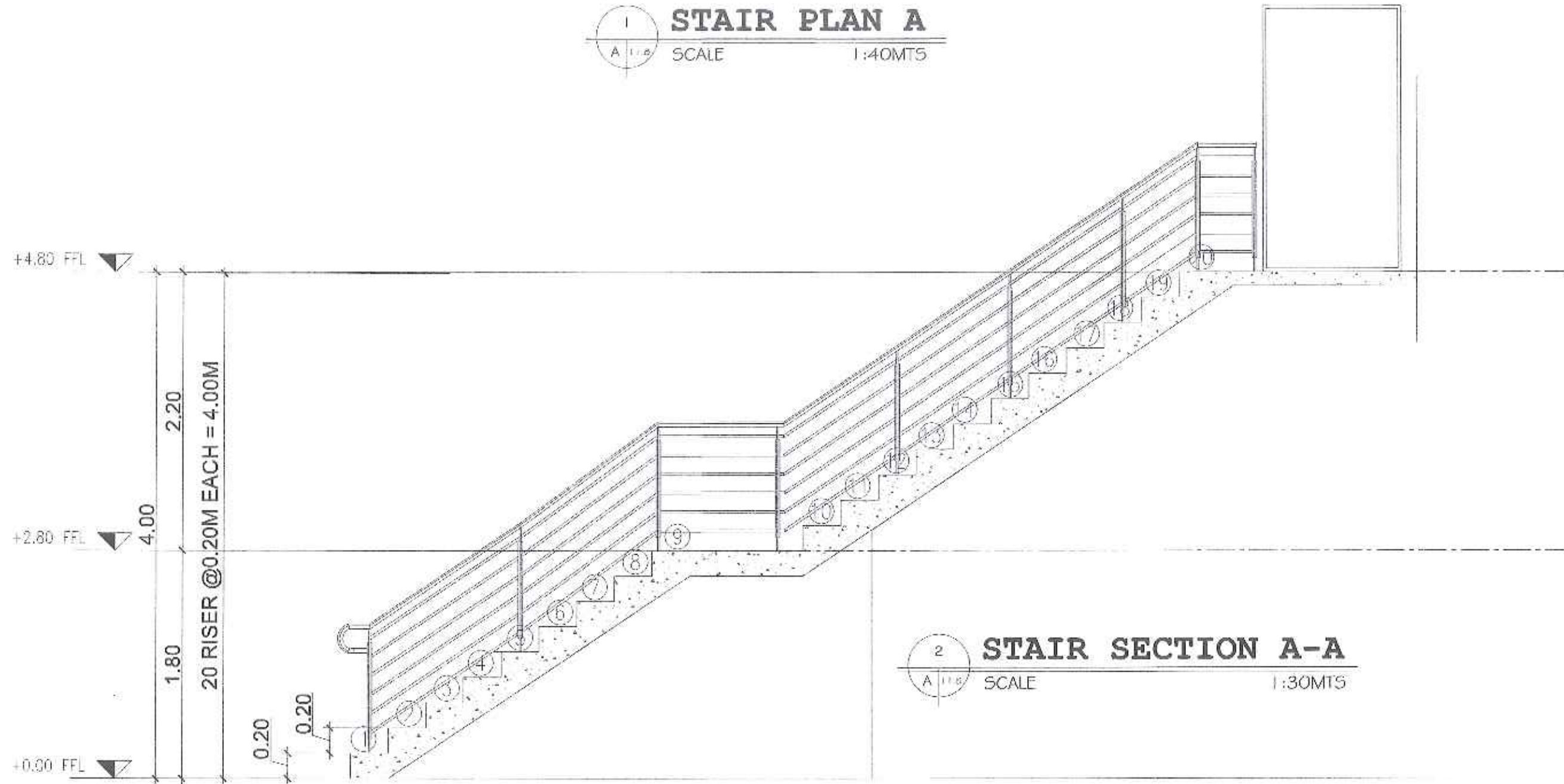
3 SPOT DETAIL A
A 11.7 SCALE NTS




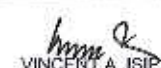

4 SPOT DETAIL B
A 11.7 SCALE NTS

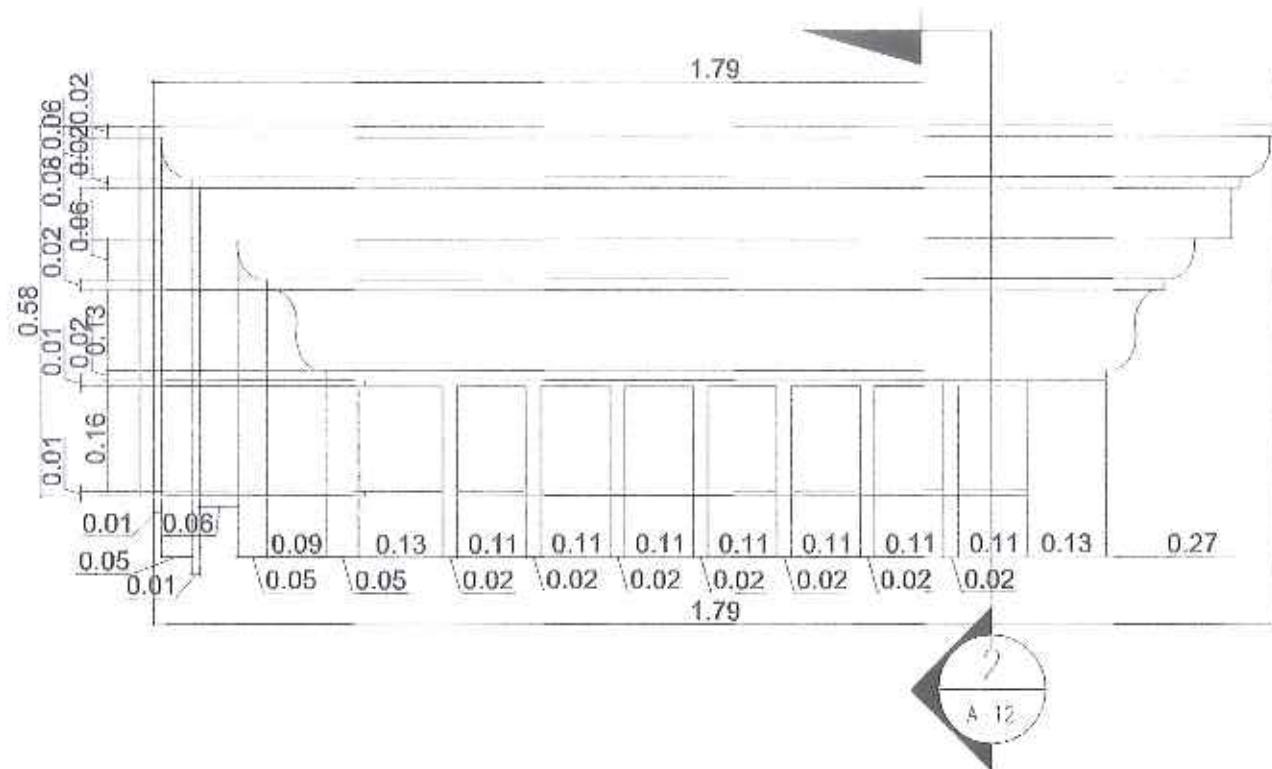


STAIR PLAN A
SCALE 1:40MTS

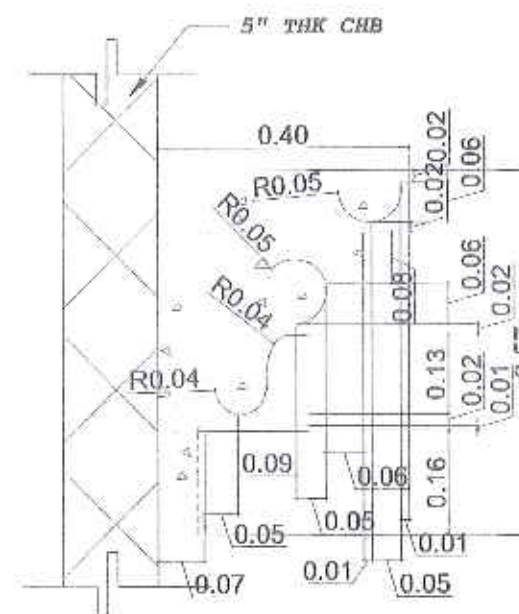


STAIR SECTION A-A
SCALE 1:30MTS

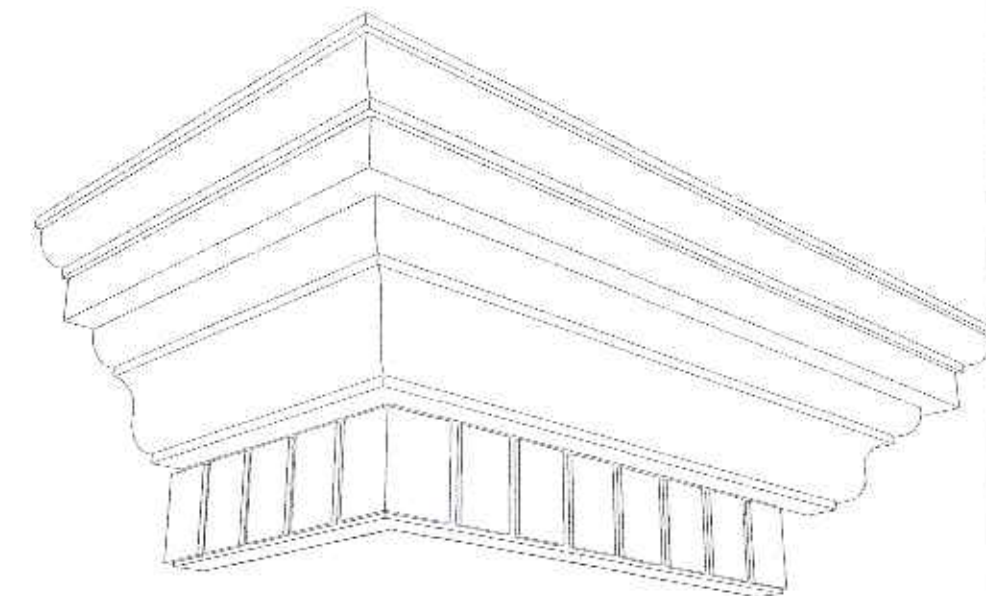
| | | | | | | | | |
|--|---|---|--|---|--|---|---|---|
|  <p>REPUBLIC OF THE PHILIPPINES DEPARTMENT OF HEALTH MARVELLES MENTAL WELLNESS AND GENERAL HOSPITAL PROMENADE ST., PORT MINDYO, MARDELING, BAYAN</p> | <p>DESIGNED BY: DRAWN BY: CHECKED BY: DATE SUBMITTED TO EPMU: DATE SUBMITTED TO DMCC:</p> | <p>ARCHITECT AR. PAULO V. PAGNIA, UAP ADMINISTRATIVE OFFICER HEALTH FACILITY DEVELOPMENT UNIT</p> <p>PRC REG. No.: 43548 APDA No.: 30489 PTR No.: 094527 Place: MARVELLES, BAYAN</p> <p>Validty: NOV. 2, 2024 O.R. No.: 529255 Date: Date: JAN. 28, 2022 TIN: 351-355-454-0023</p> | <p>BA 2002 SECTION 25 Design and specification and other related documents shall comply with the latest edition of the Philippine Building Code of 1992, as amended, and other applicable laws, rules, regulations, and standards. The architect shall be responsible for the design and specification of the building and shall be responsible for the design and specification of the building and shall be responsible for the design and specification of the building.</p> | <p>PROJECT TITLE TWO - STOREY RADIOLOGY AND PSYCHOLOGY BUILDING</p> <p>LOCATION: MARVELLES MENTAL WELLNESS AND GENERAL HOSPITAL PROMENADE ST., PORT MINDYO, MARDELING, BAYAN</p> | <p>RECOMMENDING APPROVAL:  VINCENT A. ISIP OFFICER IN CHARGE HOSPITAL OPERATION PATIENT SUPPORT SERVICE</p> | <p>APPROVED BY:  MARIA LOURDES L. EVANGELISTA, MD, FPPA MEDICAL CENTER CHIEF II MARVELLES MENTAL WELLNESS AND GENERAL HOSPITAL</p> | <p>SHEET CONTENTS: AS SHOWN</p> | <p>REVISION NO.: 02 SHEET NO.: A11.09 of A11.10</p> |
|--|---|---|--|---|--|---|---|---|



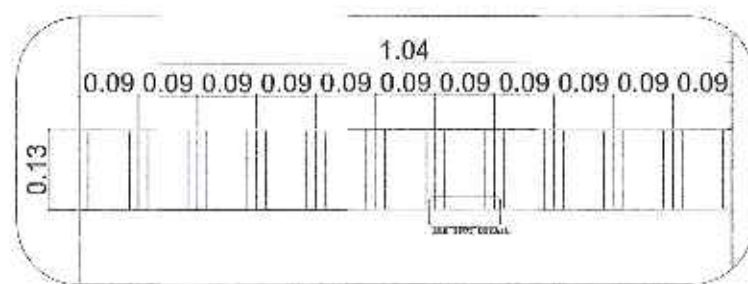
1 **ELEVATION B**
A 12 SCALE 1:10MTS



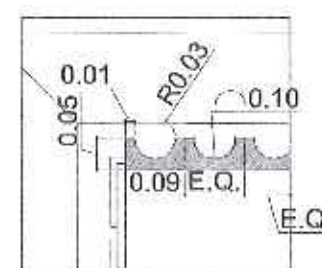
2 **SECTION THRU A-A**
A 12 SCALE 1:10MTS



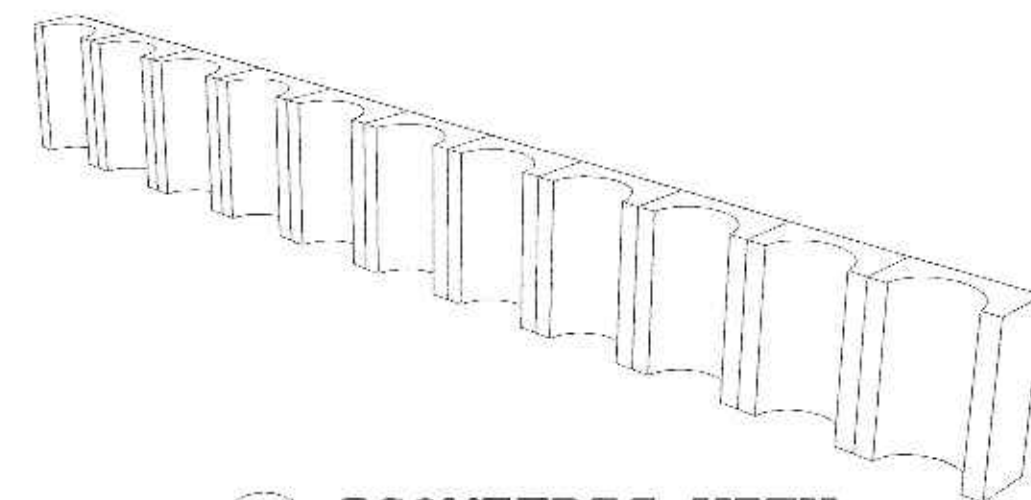
3 **ISOMETRIC VIEW**
A 12 SCALE NTS



4 **ELEVATION D**
A 12 SCALE 1:10MTS

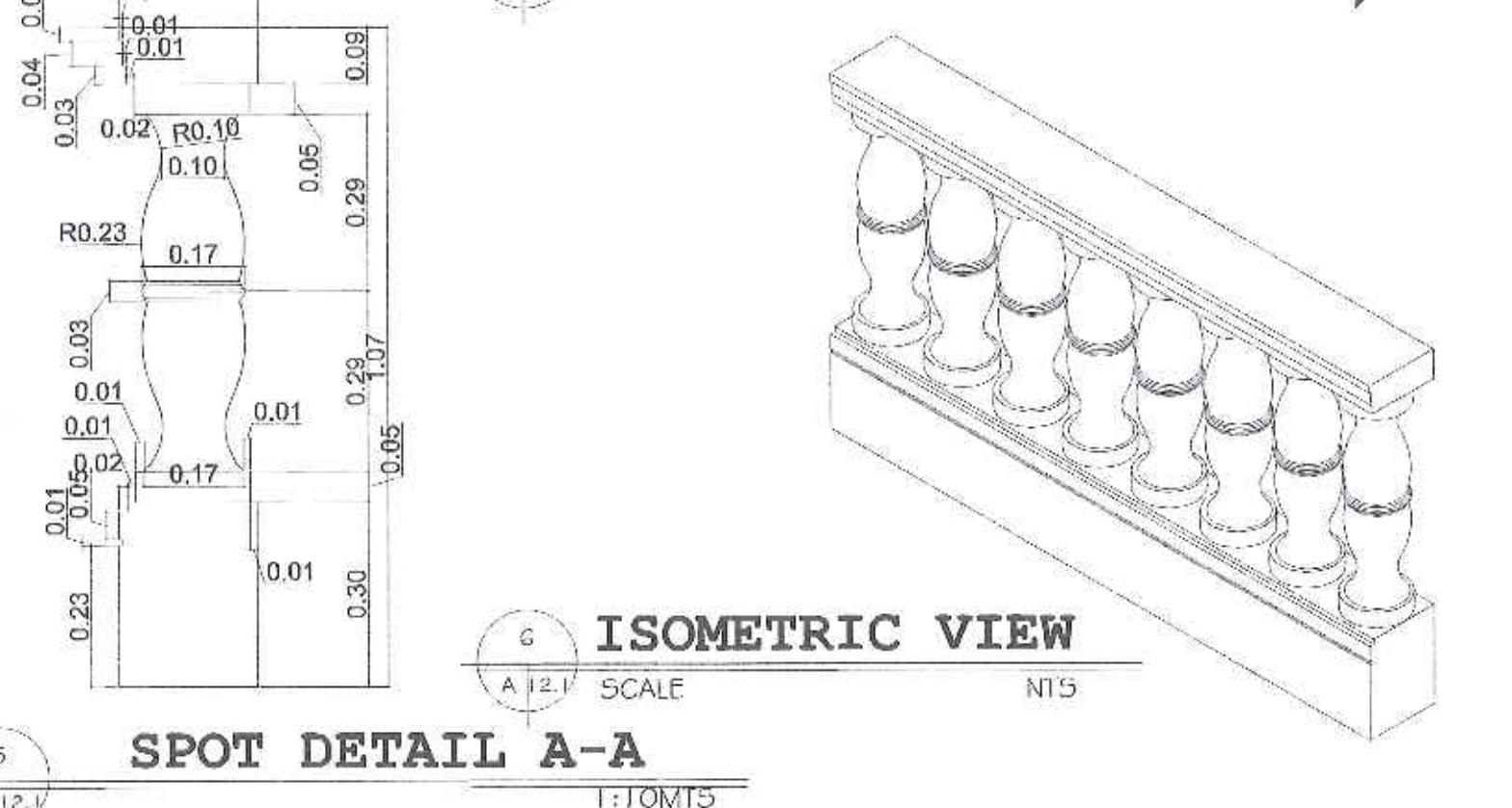
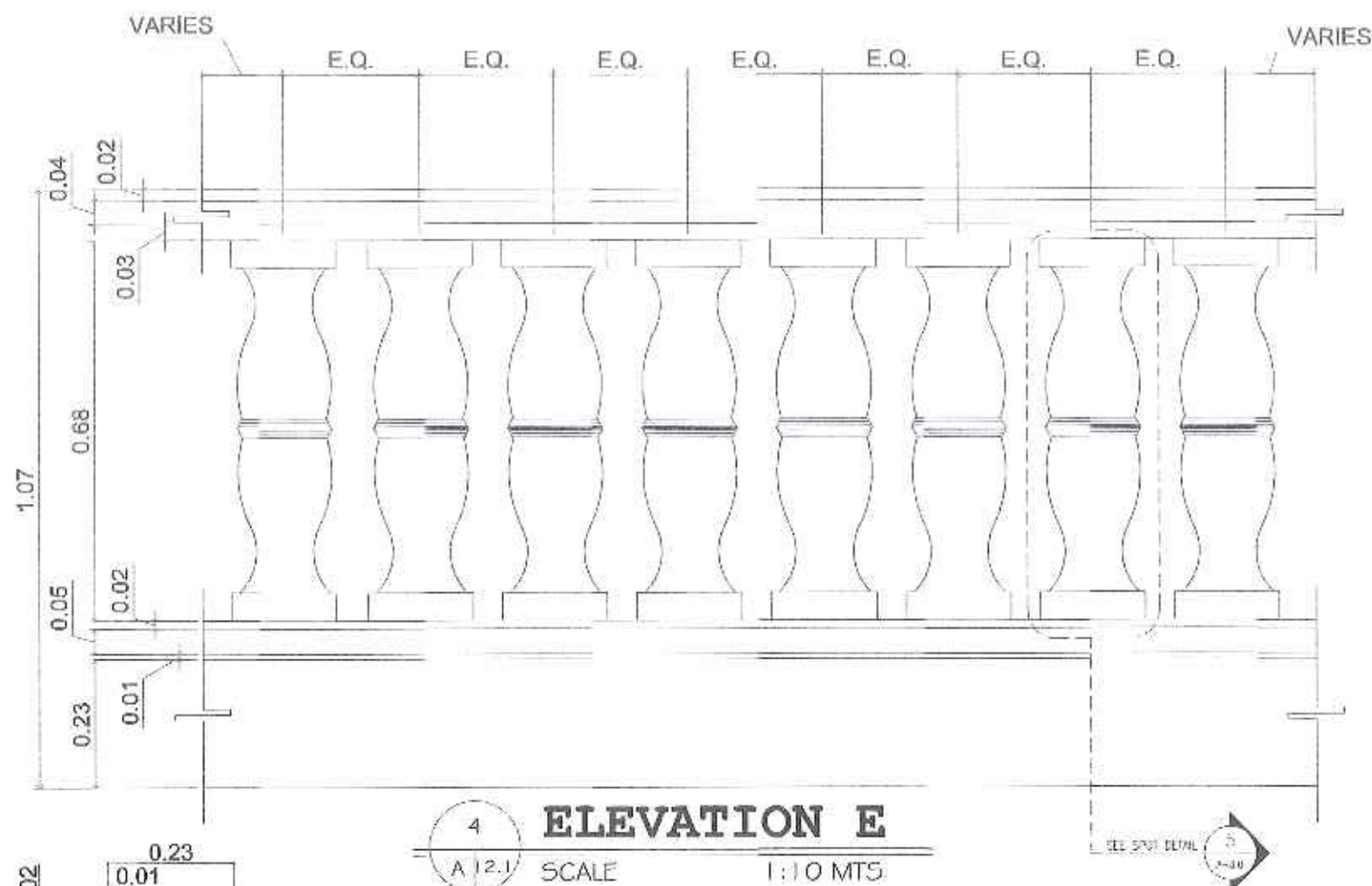
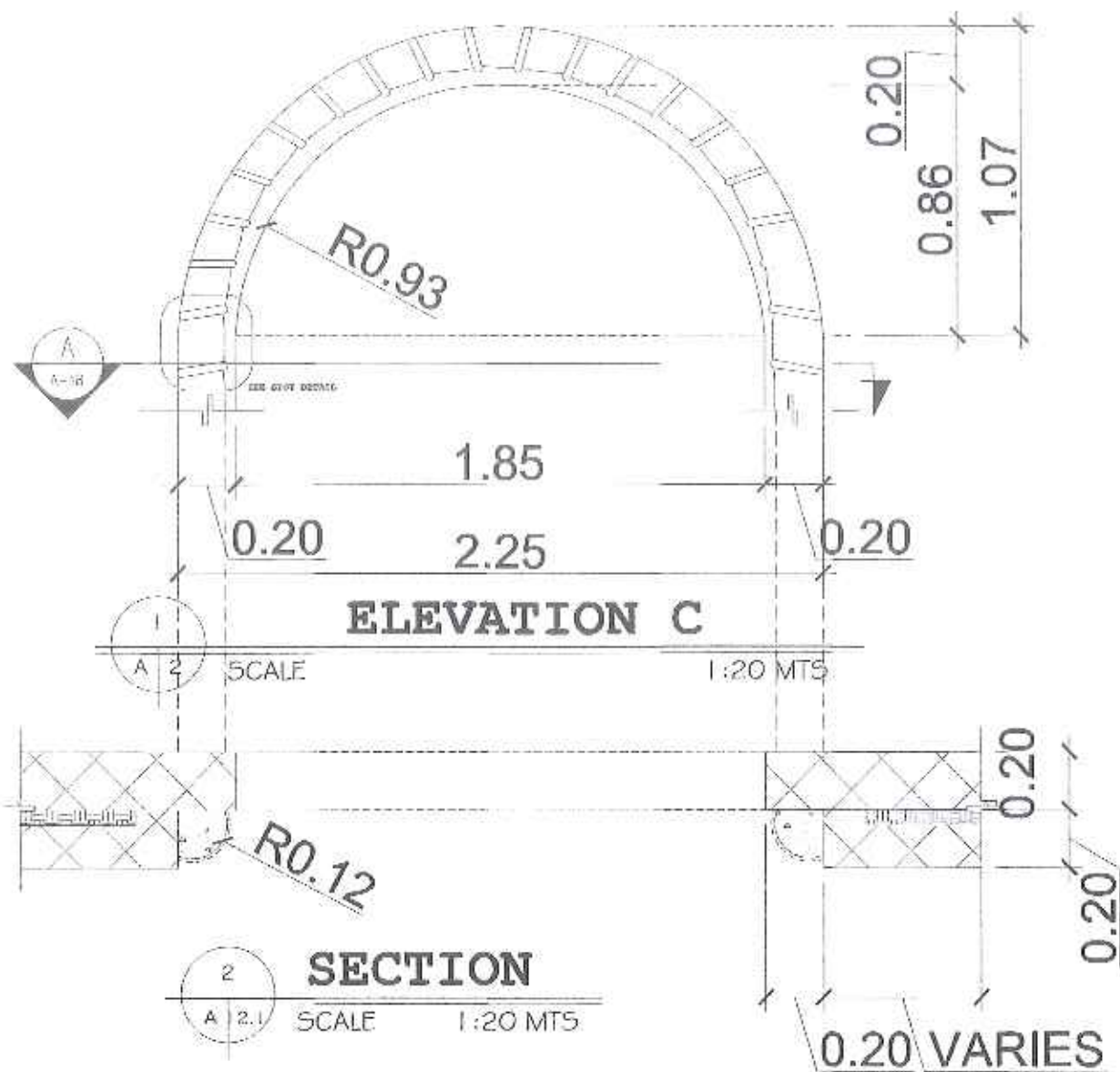


5 **SPOT DETAIL**
A 12 SCALE 1:10MTS

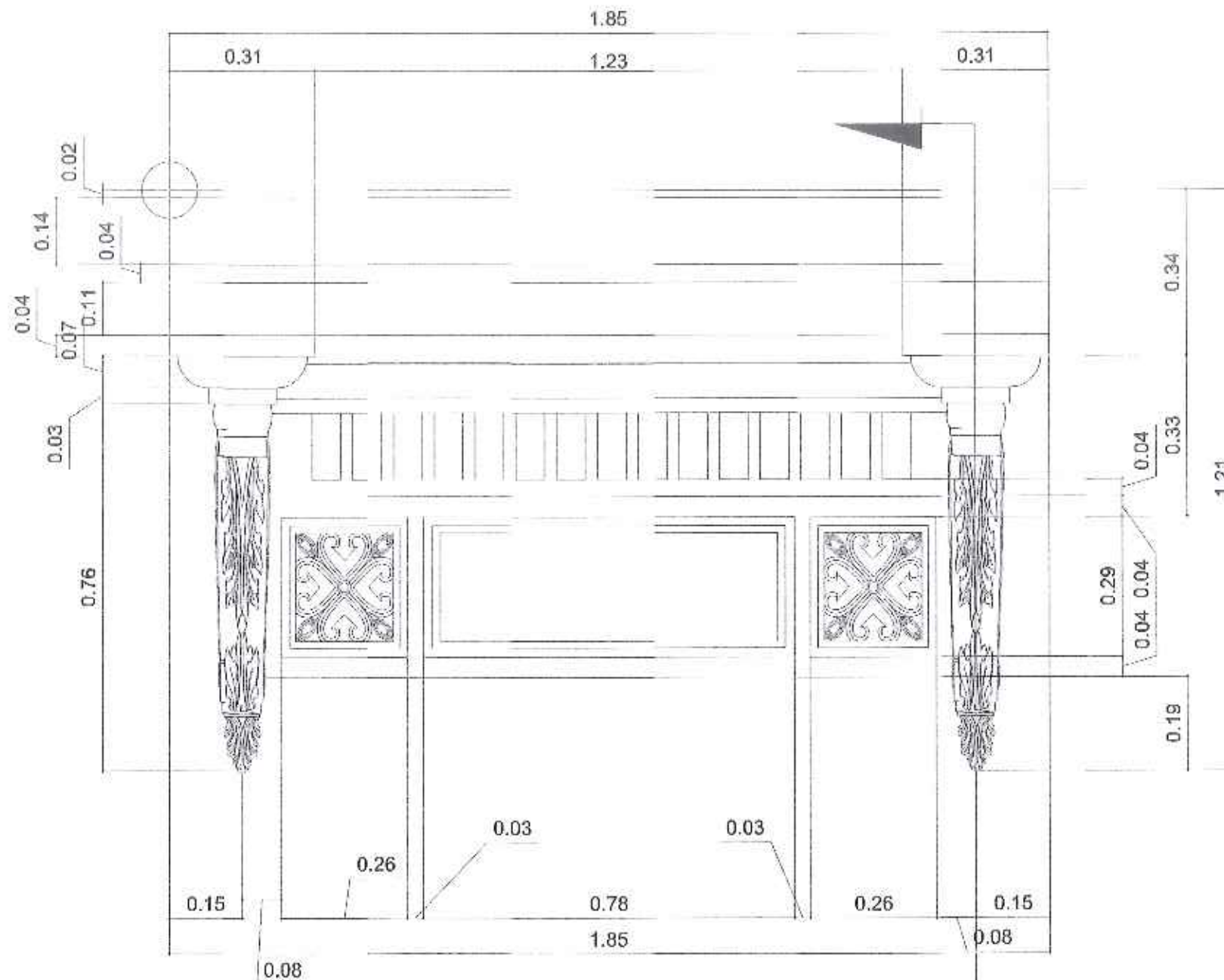


6 **ISOMETRIC VIEW**
A 12 SCALE NTS

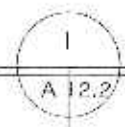
| | | | | | | | |
|--|---|--|--|---|--|------------------------------------|---|
| <p>DEPARTMENT OF HEALTH MARIVILLAS MENTAL WELLNESS AND GENERAL HOSPITAL P. NOBUNO, P. NOBUNO, MARIVILLAS, BATAAN</p> | DESIGNED BY: DRAWN BY: CHECKED BY: DATE SUBMITTED TO EPH: DATE SUBMITTED TO DMCC: | ARCHITECT: MR. PABLO V. PABLO, IAP PROFESSIONAL ARCHITECT MARIVILLAS BATAAN | PROJECT TITLE: TWO - STOREY RADIOLOGY AND PSYCHOLOGY BUILDING | RECOMMENDING APPROVAL: VINCENT A. ISIP OFFICER IN CHARGE HOSPITAL OPERATIONS SUPPORT SERVICE | APPROVED BY: MARIA LOURDES L. EVANGELISTA, MD, FPPA MEDICAL CENTER CHIEF II MARIVILLAS BATAAN, BATAAN | SHEET CONTENTS: AS SHOWN | REVISION NO.: 01 SHEET NO.: A12.01 of A12.09 |
| | PROJECT NO.: 43544 UPCA No.: 0898 PTR No.: 108524 Plan: MARIVILLAS BATAAN | DATE: NOV. 2, 2024 DATE: JUL 26, 2022 TEL: 551-012-254-0033 | LOCATION: MARIVILLAS MENTAL WELLNESS AND GENERAL HOSPITAL PROJECT ST. NOBUNO, MARIVILLAS, BATAAN | | | | |



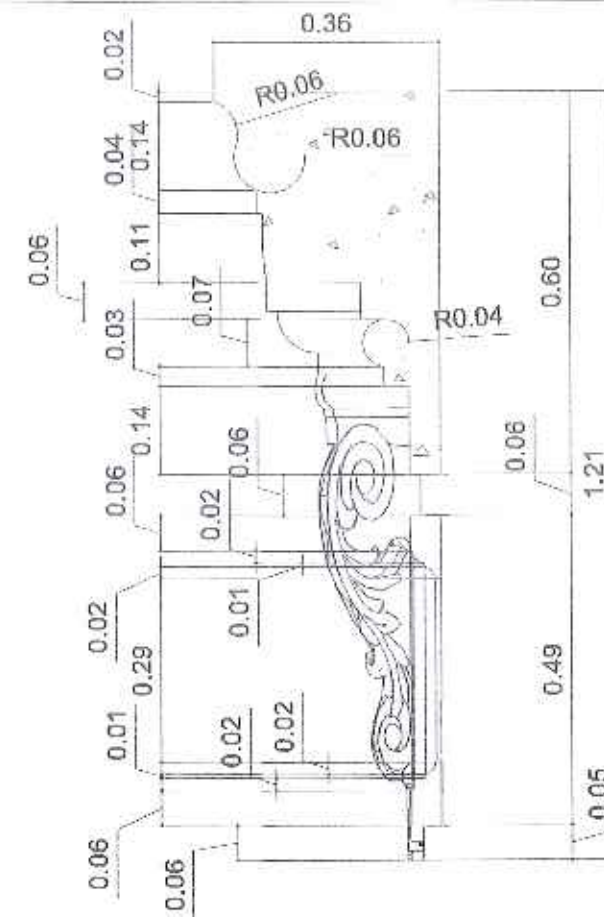
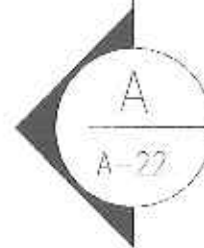
| | | | | | | | | |
|--|--|---|---|--|---|--|------------------------------------|---|
| <p>DEPARTMENT OF HEALTH MARIVELLES MENTAL WELLNESS AND GENERAL HOSPITAL FARMHOUSE, PULOGUAY, MARIVELLES, BULACAN</p> | DESIGNED BY: _____ DRAWN BY: _____ CHECKED BY: _____ DATE SUBMITTED TO EPPH: _____ DATE SUBMITTED TO OPOC: _____ | ARCHITECT AR. PALKOV V. PANLUA, IAP REGISTERED ARCHITECT | RA 9203 SECTION 33 Drawings and specifications and other contract documents shall apply, except as noted, to documents, drawings, and specifications of the architect, which are subject to the approval of the client. The architect shall be responsible for the accuracy of the drawings and specifications, and shall be liable for any errors or omissions. The client shall be responsible for the accuracy of the data and information provided to the architect. | PROJECT TITLE TWO - STOREY RADIOLOGY AND PSYCHOLOGY BUILDING | RECOMMENDING APPROVAL VINCENT A. ISIP OFFICER IN CHARGE HOSPITAL OPERATION/PATIENT SUPPORT SERVICE | APPROVED BY: MARIA LOURDES L. EVANGELISTA, MD, FPPA MEDICAL CENTER CHIEF II MARIVELLES MENTAL WELLNESS AND GENERAL HOSPITAL | SHEET CONTENTS: AS SHOWN | REVISION NO.: 01 SHEET NO.: A12.02 of A12.09 |
| | PROJECT NO.: 4346 IUPON No.: 3389 PIR No.: 138824 Date: NOV 2, 2024 Date: JUN 28, 2022 Date: 351-365-454-0320 | LOCATION: MARIVELLES MENTAL WELLNESS AND GENERAL HOSPITAL PULOGUAY, PULOGUAY, MARIVELLES, BULACAN | | | | | | |



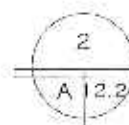
ARCHITECTURAL ORNAMENT
ELEVATION F



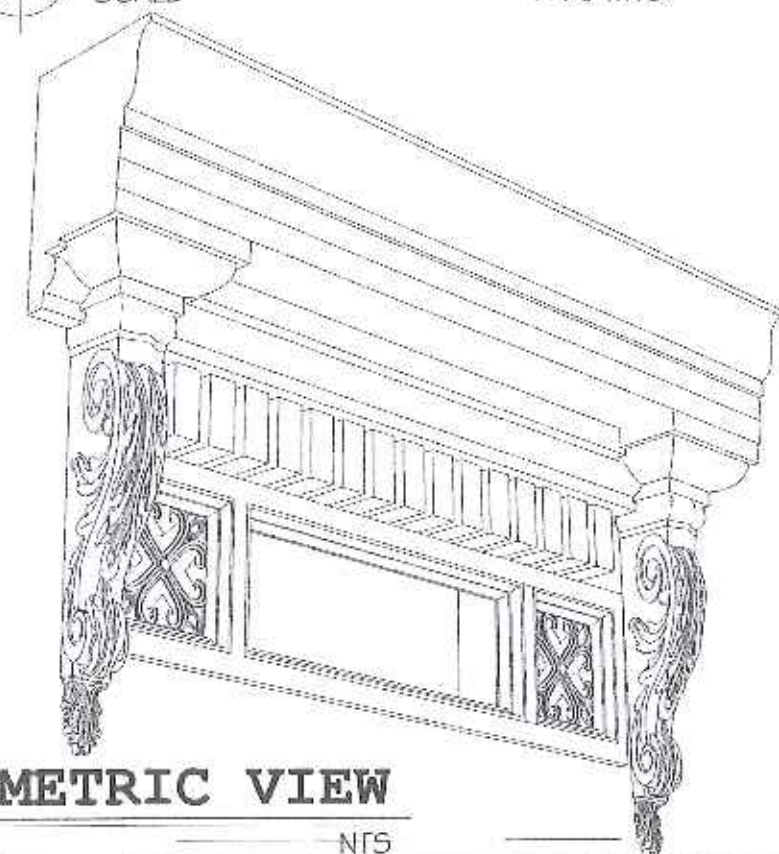
SCALE 1:10 MTS



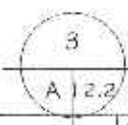
SECTION THRU A-A



SCALE 1:10 MTS

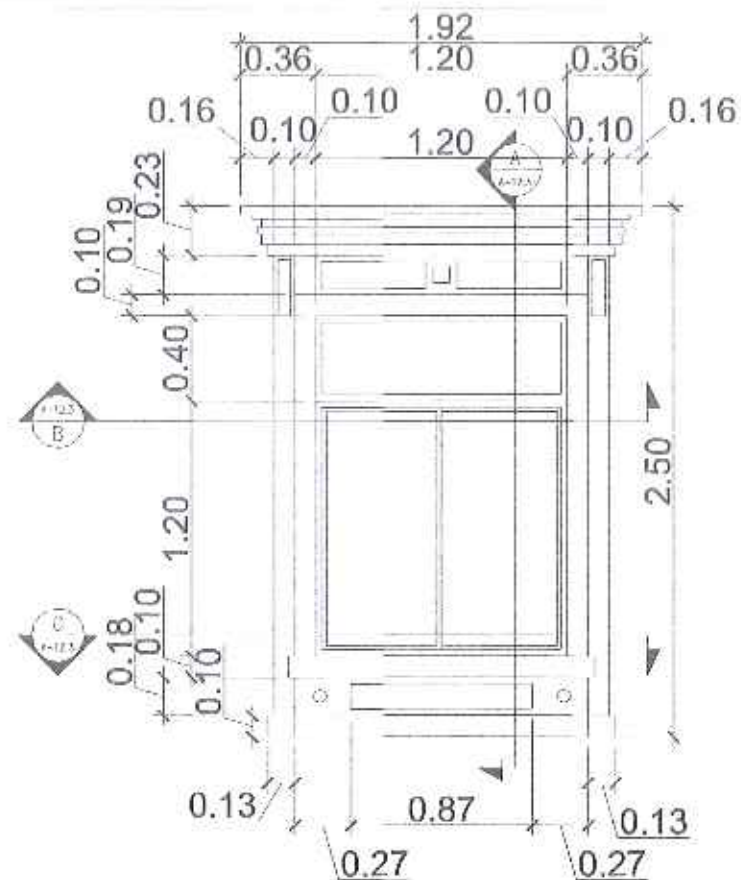


ISOMETRIC VIEW



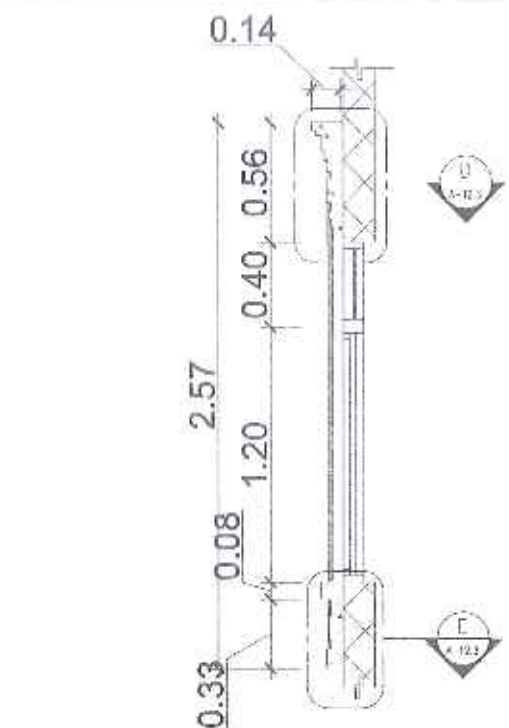
SCALE NTS

| | | | | | | | | | | |
|---|------------------------|---------------------------|------------------------|--|---|--|--|--|------------------------|------------------------|
| <p>REPUBLIC OF THE PHILIPPINES DEPARTMENT OF HEALTH MARIVELLES MENTAL WELLNESS AND GENERAL HOSPITAL 2 MOSSOGAT, Poblacion, Marivelles, Bataan</p> | DESIGNED BY | ENGINEER, CUSTOMER - AAI | ARCHITECT | RA 9262 SECTION 35 | NOTE: | PROJECT TITLE | RECOMMENDING APPROVAL | APPROVED BY | SHEET CONTENTS | REVISION NO. |
| | DRAWN BY | ENGINEER, CUSTOMER - AAI | AR/PAUL V. PAGUA, UAP | Drawings are specifications and other related documents duly signed, attested or sealed as indicated or noted, and the architect hereby certifies that the drawings are true and correct as shown on the site. The architect shall be responsible for the accuracy of the drawings and shall be liable for any errors or omissions. The architect shall be responsible for the accuracy of the drawings and shall be liable for any errors or omissions. | When dimensions on these drawings are not shown, the architect shall be responsible for the accuracy of the drawings and shall be liable for any errors or omissions. | TWO - STOREY RADIOLOGY AND PSYCHOLOGY BUILDING | VINCENT A. ISIP OFFICER IN CHARGE HOSPITAL OPERATION PATIENT SUPPORT SERVICE | MARIA LOURDES L. EVANGELISTA, MD, FPPA MEDICAL CENTER CHIEF II MARIVELLES MENTAL WELLNESS AND GENERAL HOSPITAL | AS SHOWN | 01 |
| | CHECKED BY | ARCHITECT, CUSTOMER - AAI | AR/PAUL V. PAGUA, UAP | DATE SUBMITTED TO EPPU | DATE SUBMITTED TO OWS | DATE SUBMITTED TO EPPU | DATE SUBMITTED TO OWS | DATE SUBMITTED TO EPPU | DATE SUBMITTED TO OWS | DATE SUBMITTED TO EPPU |
| | DATE SUBMITTED TO EPPU | DATE SUBMITTED TO OWS | DATE SUBMITTED TO EPPU | DATE SUBMITTED TO OWS | DATE SUBMITTED TO EPPU | DATE SUBMITTED TO OWS | DATE SUBMITTED TO EPPU | DATE SUBMITTED TO OWS | DATE SUBMITTED TO EPPU | DATE SUBMITTED TO OWS |



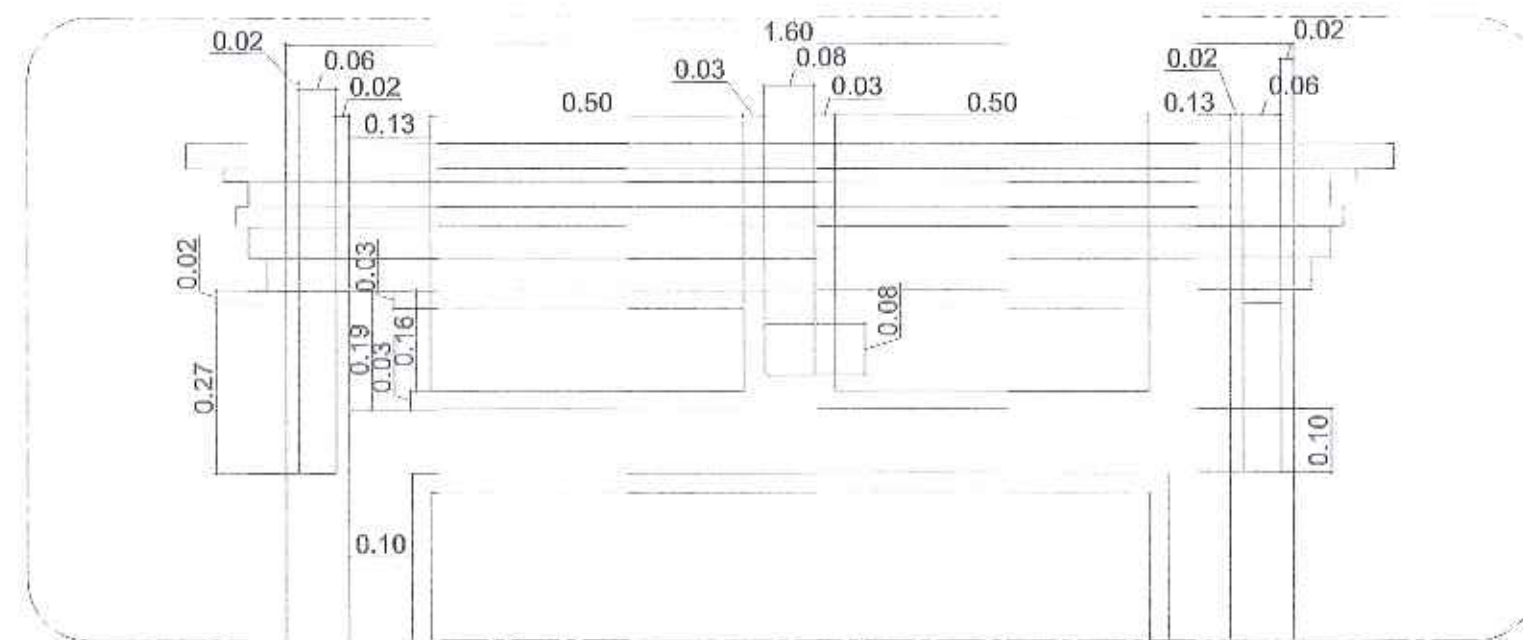
ELEVATION G

SCALE 1:10 MTS



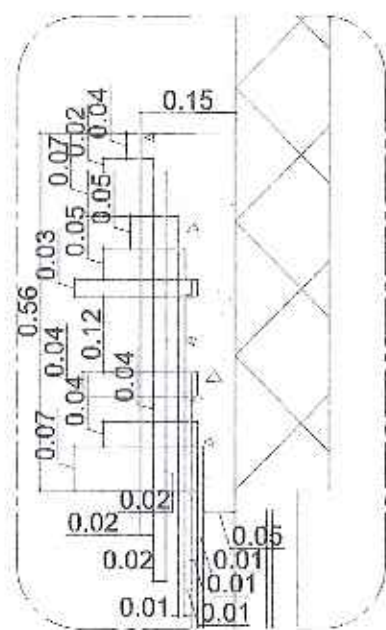
SECTION A

SCALE 1:10 MTS



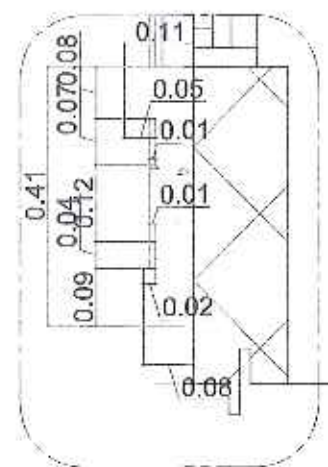
SECTION B

SCALE 1:10 MTS



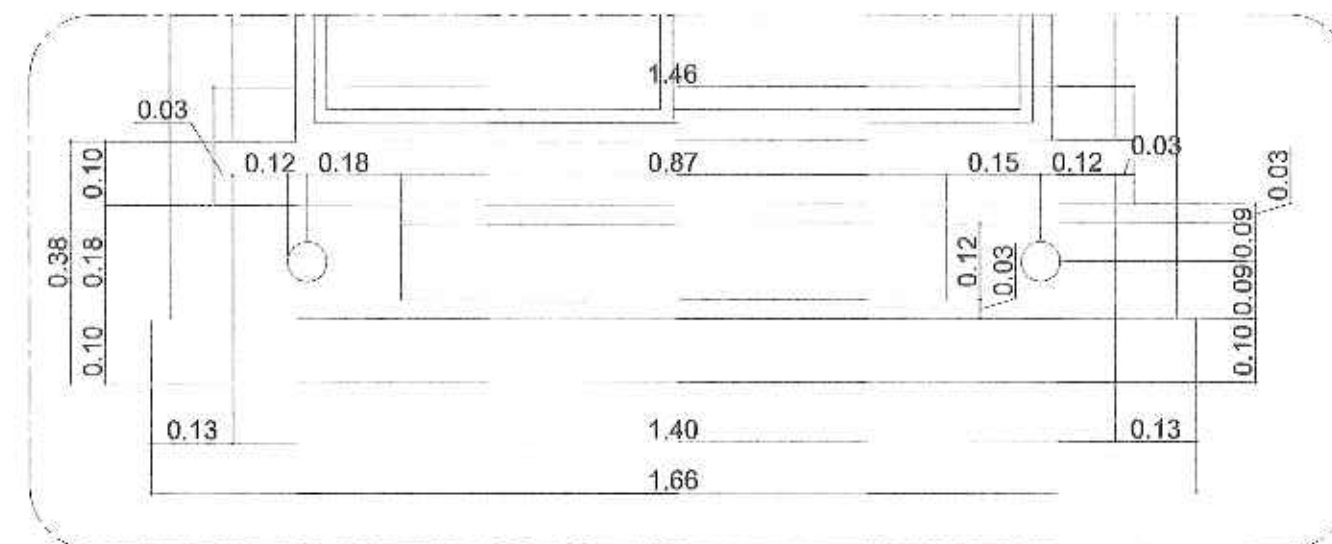
SECTION D

SCALE 1:10 MTS




SECTION E

SCALE 1:10 MTS

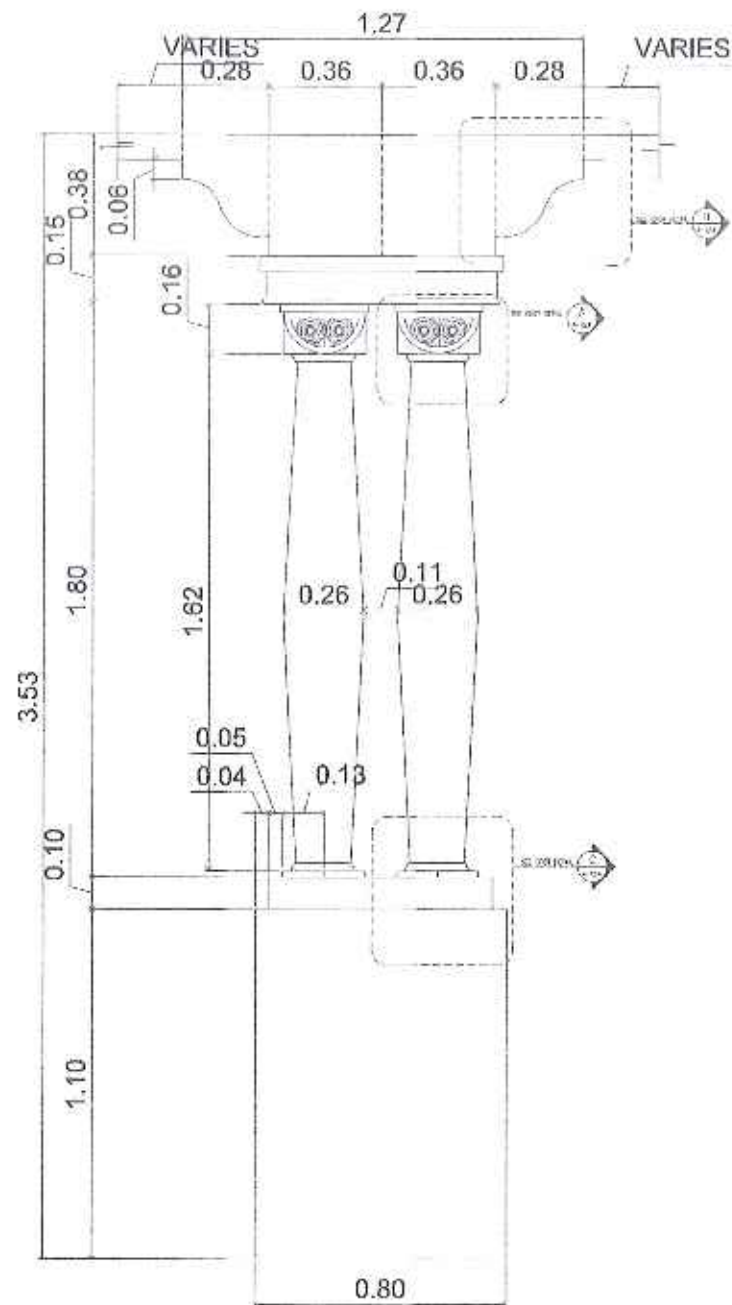


SECTION C

SCALE 1:10 MTS

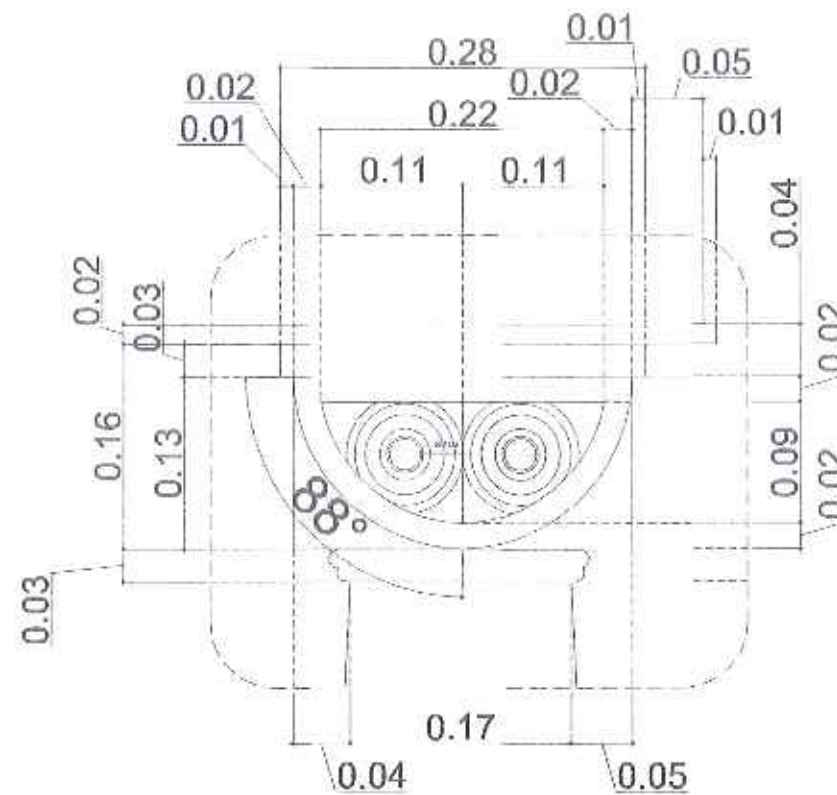
| | | | | | | | | | |
|---|---|---|---|---|--|---|--|-----------------------------|---|
|  <p>DEPARTMENT OF HEALTH MARIKINA CITY GENERAL HOSPITAL RADIOLOGY, PHOTODIAGNOSTIC, AND DENTAL DEPARTMENT</p> | DESIGNED BY: JEROME CUSTODIO - AIA | ARCHITECT: AR. PAULO V. PASUJA, UAP ADMINISTRATIVE OFFICIAL MARIKINA CITY GOVERNMENT | RA 9164 SECTION 33 Drawings and specifications and other contract documents are hereby accepted as part of the contract. The architect shall be responsible for the design and construction of the building. The contractor shall be responsible for the construction of the building. The architect shall be responsible for the design and construction of the building. The contractor shall be responsible for the construction of the building. | NOTE: All dimensions are in meters unless otherwise specified. The architect shall be responsible for the design and construction of the building. The contractor shall be responsible for the construction of the building. | PROJECT TITLE: TWO - STOREY RADIOLOGY AND PSYCHOLOGY BUILDING | RECOMMENDING APPROVAL: VINCENT A. ISIP OFFICER IN CHARGE HOSPITAL OPERATIONS PATIENT SUPPORT SERVICE | APPROVED BY: MARIA LOURDES L. EVANGELISTA, MD, FPPA MEDICAL CENTER CHIEF II MARIKINA MENTAL WELLNESS AND GENERAL HOSPITAL | SHEET CONTENTS: AS SHOWN | REVISION NO.: 01 SHEET NO.: A12.04 of A12.09 DRAWN: JEROME CUSTODIO MMH-HFD-04-08-01 |
| | DRAWN BY: JEROME CUSTODIO - AIA | | | | | | | | |
| | CHECKED BY: MARILYN L. LACUNA - AIA | | | | | | | | |
| | DATE SUBMITTED TO PMO: DATE SUBMITTED TO CMCO: | FIG. REG. No.: 42648 IAP/DA No.: 30000 FIR No.: 100024 Place: MARIKINA CITY | Valid: NOV. 2, 2024 O.R. No.: 120225, Date: Date: JAN. 26, 2022 IN: 201-033-024-0002 | | | | | | |

PRECAST COLUMN DETAILS



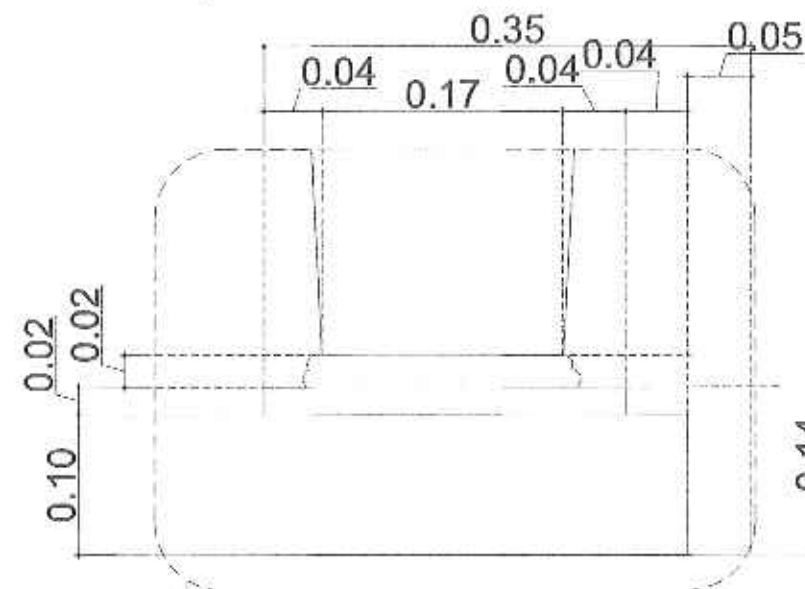
PRECAST COLUMN ELEVATION

1
A 12.4 SCALE 1:10 MTS



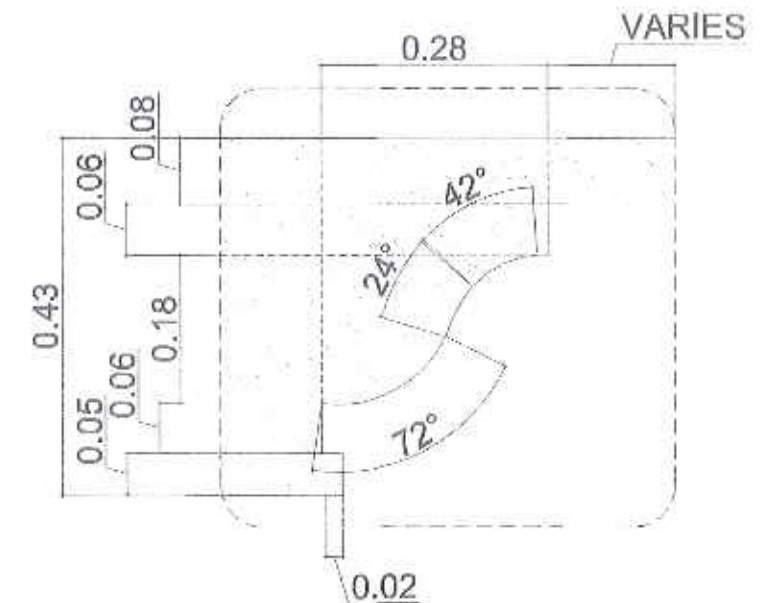
COLUMN CAPITAL SPOT DETAIL A

2
A 12.4 SCALE NTS



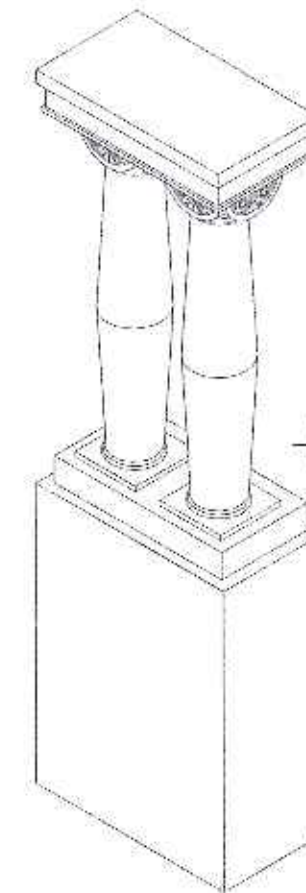
SPOT DETAIL C

3
A 12.4 SCALE NTS



SPOT DETAIL B

4
A 12.4 SCALE NTS



ISOMETRIC VIEW

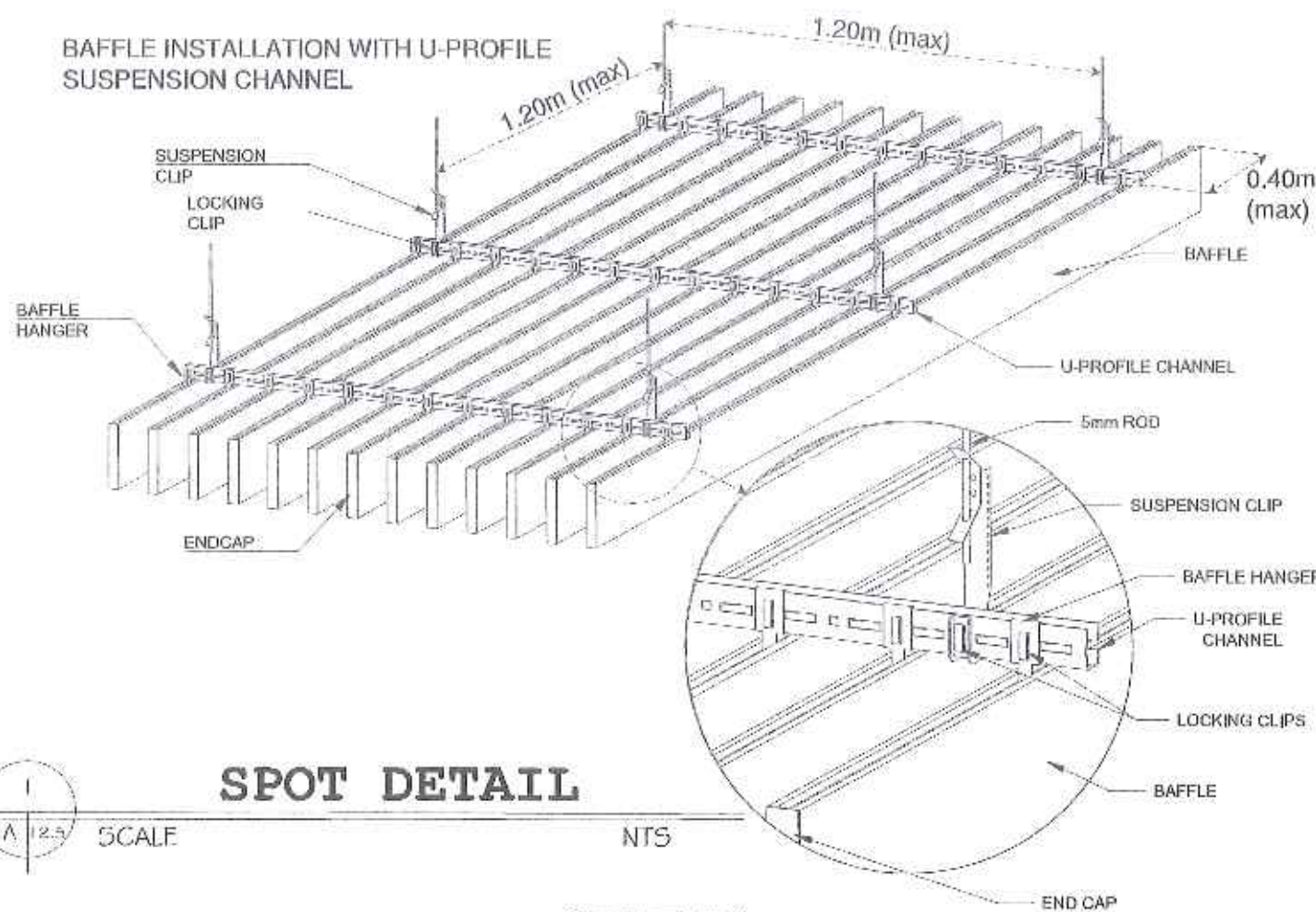
5
A 12.4 SCALE NTS



REPUBLIC OF THE PHILIPPINES
DEPARTMENT OF HEALTH
MARIVELLES MENTAL WELLNESS
AND
GENERAL HOSPITAL
P. MARIVELLES - P. MARIVELLES, MARIVELLES, BATAN

| | | | | | | | |
|------------------------------------|---|---|---|---|--|-----------------------------|---|
| DESIGNED BY JENNIFER GUSTADO-AM | ARCHITECT AR. PAULO V. PANGA, UAP ADMINISTRATIVE OFFICIAL HEALTH FACILITY DEVELOPMENT UNIT | RA 3202 SECTION 35 Drawings and specifications and other contract documents and signed designs are subject to the authority and jurisdiction of the architect. Whether the architect is held responsible for the design and construction of the project or whether the architect is held responsible for the design and construction of the project, the architect shall be held responsible for the design and construction of the project. | PROJECT TITLE TWO - STOREY RADIOLOGY AND PSYCHOLOGY BUILDING | RECOMMENDING APPROVAL VINCENT A. ISIP OFFICER IN CHARGE HOSPITAL OPERATION PATIENT SUPPORT SERVICE | APPROVED BY: MARIA LOURDES L. EVANGELISTA, MD, FPPA MEDICAL CENTER CHIEF II MARIVELLES MENTAL WELLNESS AND GENERAL HOSPITAL | SHEET CONTENTS: AS SHOWN | REVISION NO.: 01 SHEET NO.: A12.06 of A12.09 |
| DRAWN BY JENNIFER GUSTADO-AM | DATE SUBMITTED TO EPMU NOV. 2, 2024 | DATE SUBMITTED TO OMSD JUN 22, 2022 | LOCATION: MARIVELLES MENTAL WELLNESS AND GENERAL HOSPITAL P. MARIVELLES, P. MARIVELLES, BATAN | | | | |
| CHECKED BY JENNIFER GUSTADO-AM | DATE SUBMITTED TO EPMU NOV. 2, 2024 | DATE SUBMITTED TO OMSD JUN 22, 2022 | | | | | |

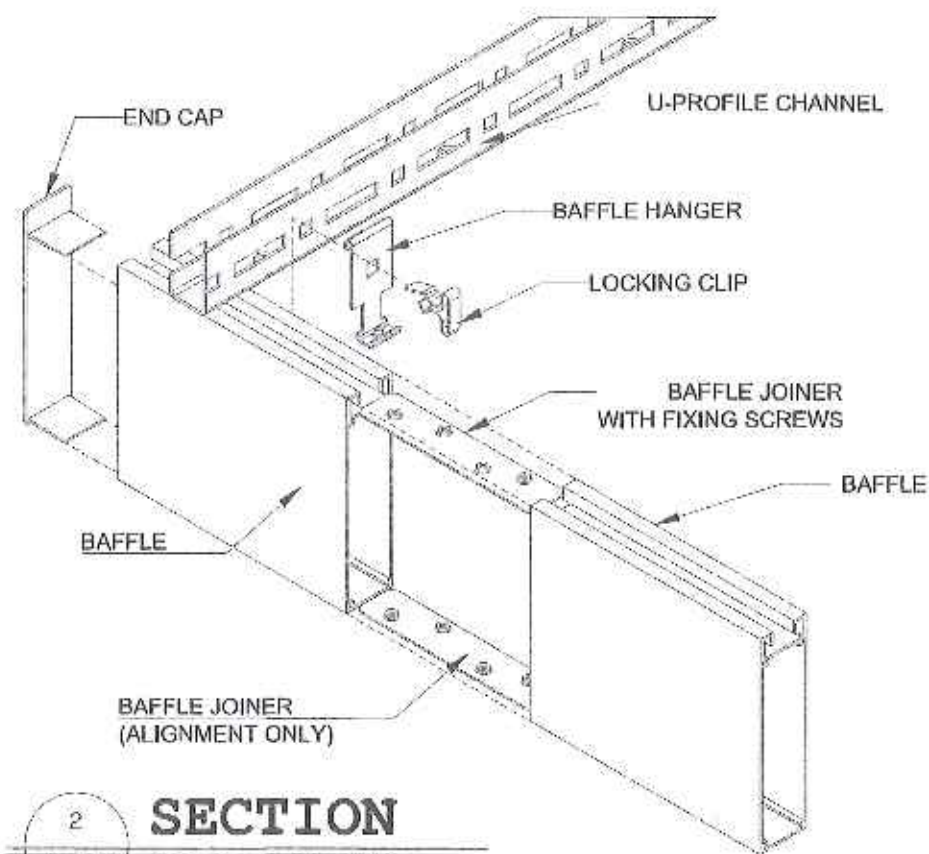
BAFFLE INSTALLATION WITH U-PROFILE SUSPENSION CHANNEL



SPOT DETAIL

SCALE 1:2.5

NTS

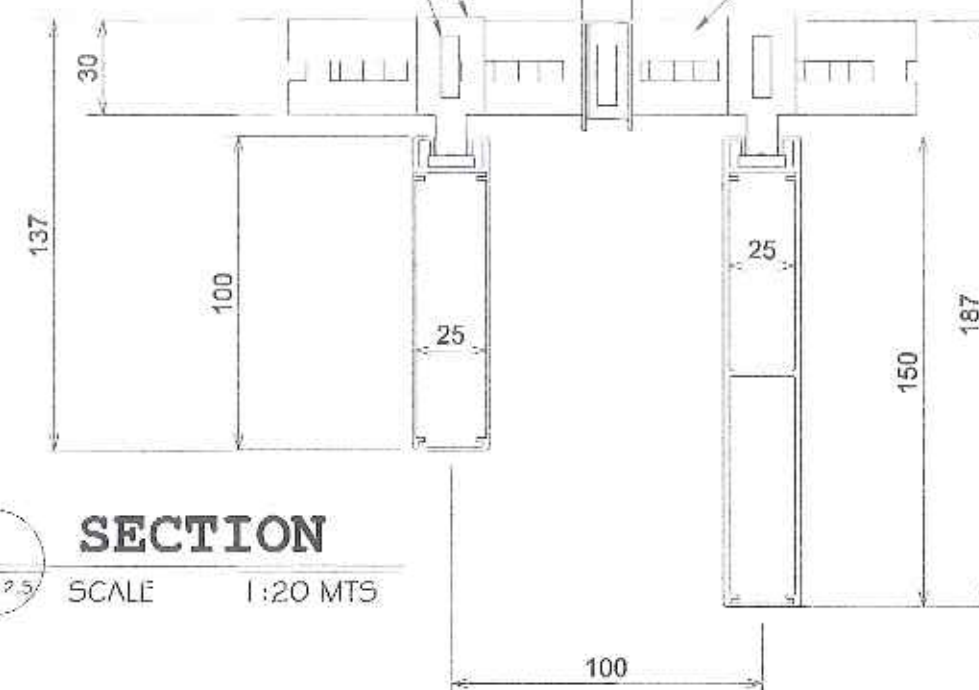


SECTION 2

SCALE 1:20 MTS

Section Views

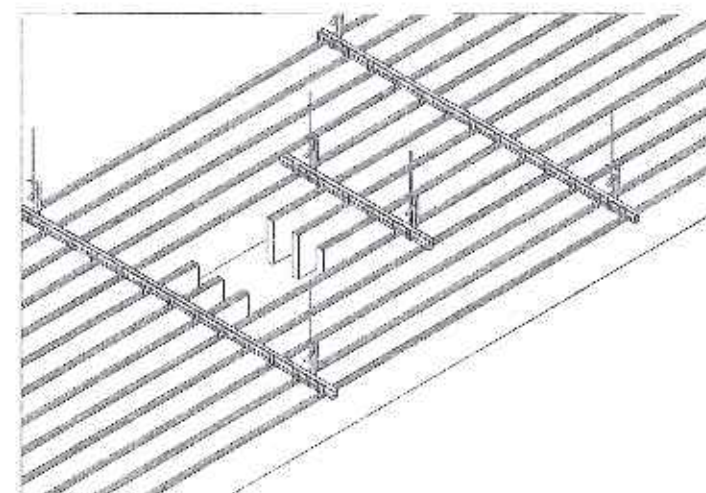
BAFFLE HANGER LOCKING CLIP



SECTION 3

SCALE 1:20 MTS

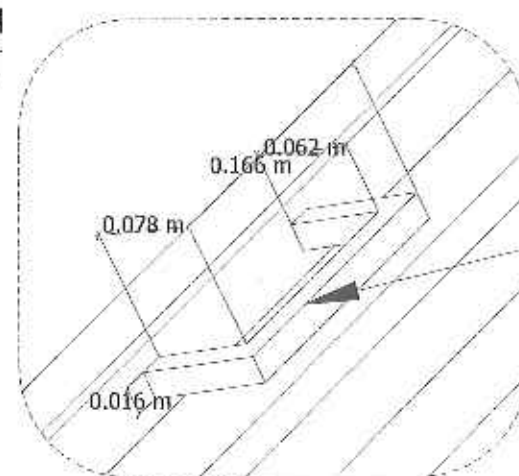
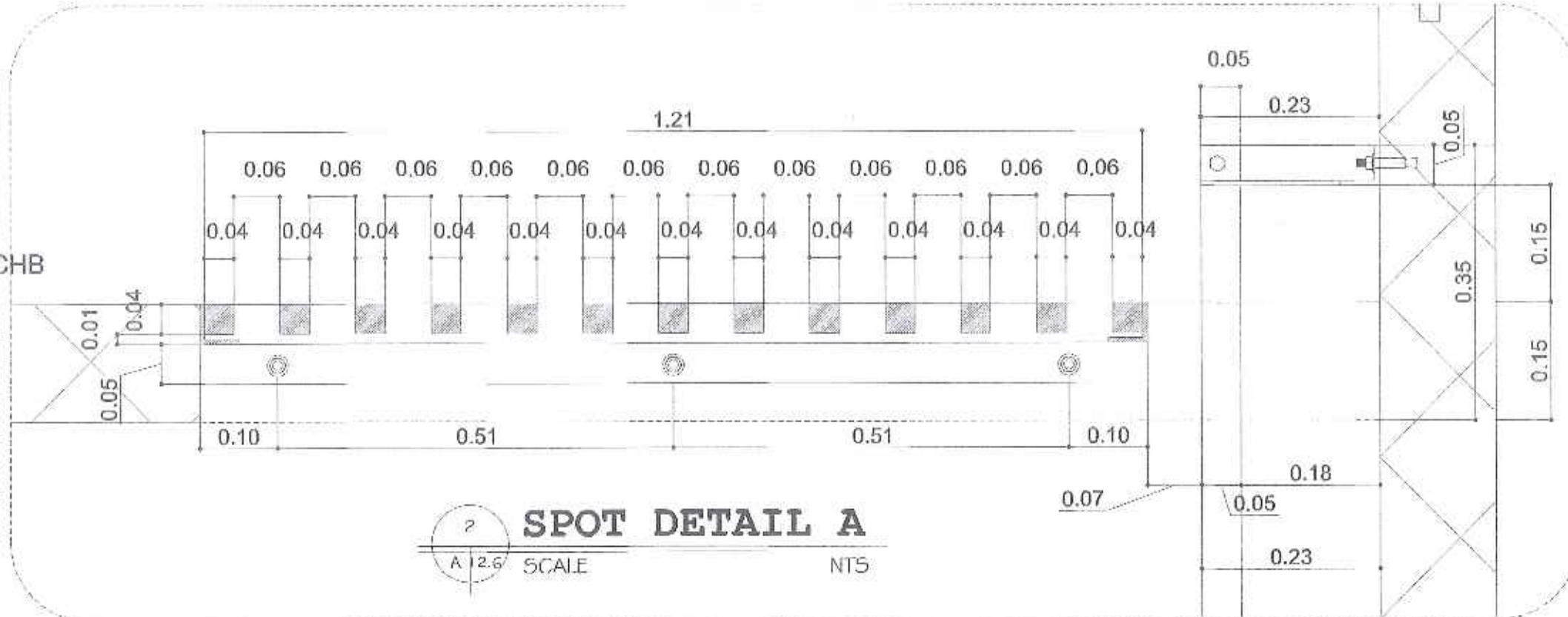
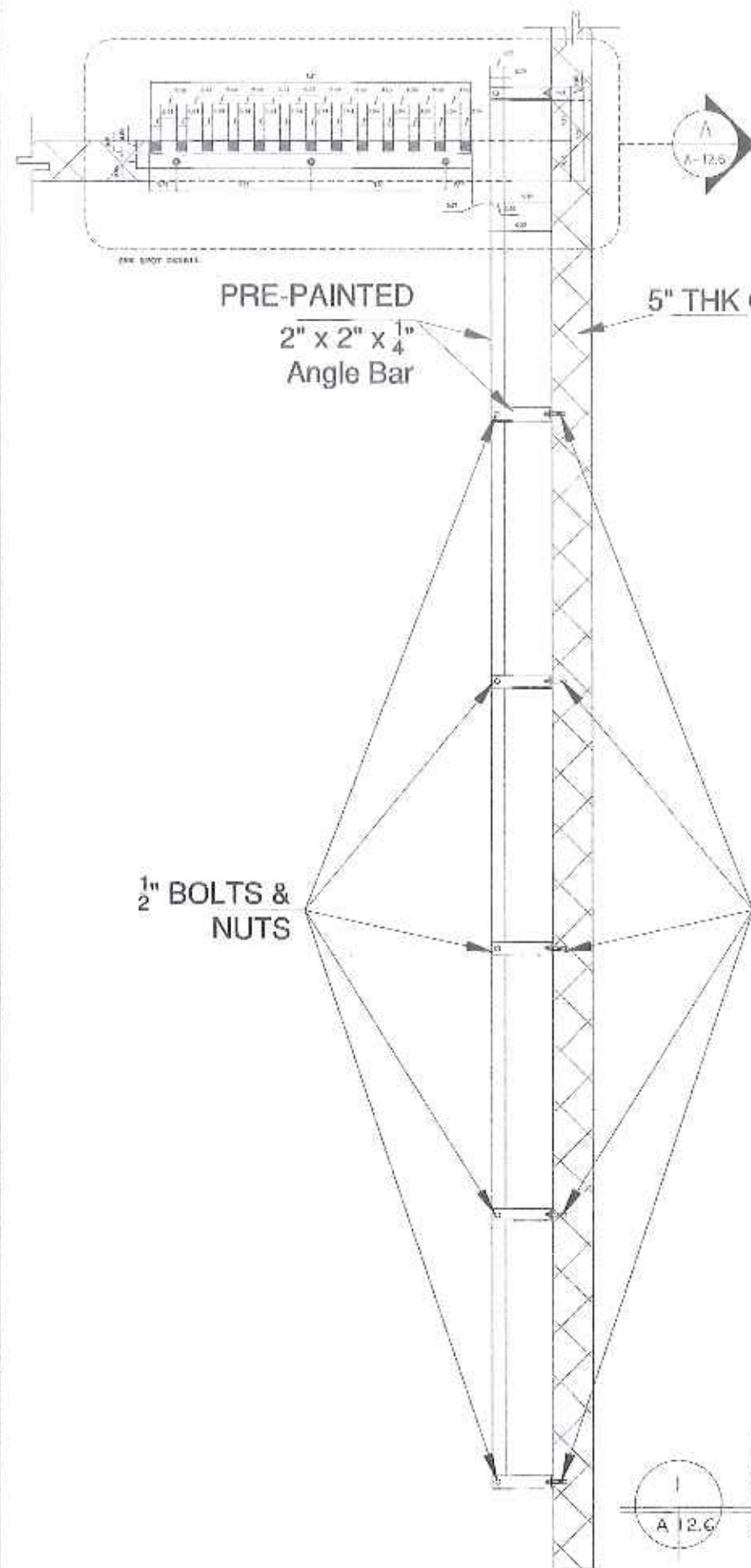
BAFFLE SPACING 100mm TYPICAL 50mm MINIMUM



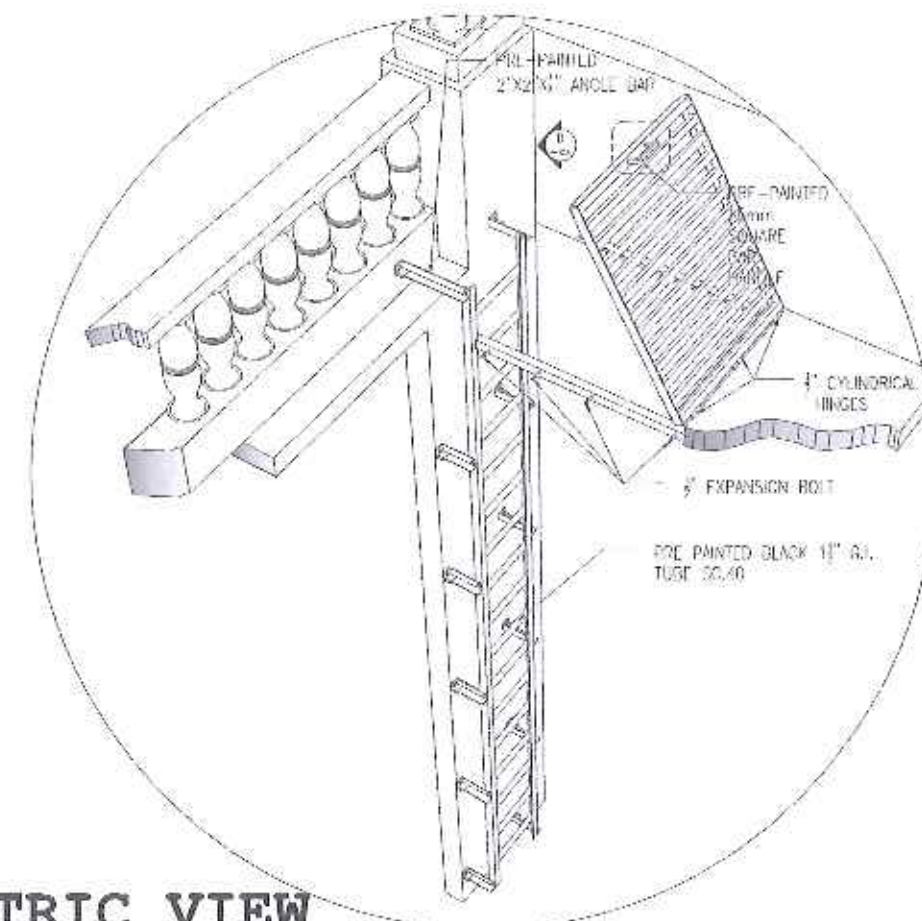
CREATING OPENINGS / VOIDS FOR INTEGRATION OF SERVICES.

1. OPENINGS CAN BE SIMPLY CREATED IN THE BAFFLE CEILING AS PER THE DRAWING BELOW. BAFFLE SECTIONS ARE TO BE CUT TO SPECIFIED LENGTH ON SITE, USING AN ALUMINUM DROP SAW.
2. ADDITIONAL U-PROFILE CHANNELS AND SUSPENSION HANGERS ARE TO BE APPLIED WHERE BAFFLES ARE CUT (REFER DRAWING FOR DETAIL). BAFFLE SECTIONS SHOULD NOT CANTILEVER MORE THAN 400mm FROM SUPPORTING U-PROFILE CHANNEL.
3. ALL MECHANICAL SERVICES TO BE INDEPENDENTLY SUPPORTED.


| | | | | | | |
|--|--|---|--|--|--|----------------------------------|
| <p>REPUBLIC OF THE PHILIPPINES DEPARTMENT OF HEALTH MARIKINA CITY GENERAL HOSPITAL FACILITY FOR PRODUCTION, RESEARCH, AND TRAINING</p> | <p>DESIGNED BY: <i>AR. PABLO V. PAGUIA, UAP</i></p> <p>DRAWN BY: <i>AR. PABLO V. PAGUIA, UAP</i></p> <p>CHECKED BY: <i>AR. PABLO V. PAGUIA, UAP</i></p> <p>DATE SUBMITTED TO EPRI: <i>NOV. 2, 2024</i></p> <p>DATE SUBMITTED TO ONDC: <i>NOV. 28, 2022</i></p> | <p>ARCHITECT: <i>AR. PABLO V. PAGUIA, UAP</i></p> <p>PROJECT TITLE: TWO - STOREY RADIOLOGY AND PSYCHOLOGY BUILDING</p> <p>LOCATION: MARIKINA MENTAL WELLNESS AND GENERAL HOSPITAL</p> | <p>RECOMMENDING APPROVAL: <i>VINCENT A. ISIP</i></p> <p>APPROVED BY: <i>MARIA LOURDES L. EVANGELISTA, MD, FPPA</i></p> | <p>SHEET CONTENTS: AS SHOWN</p> | <p>REVISION NO.: 01</p> <p>SHEET NO.: A12.06 of A12.09</p> | <p>DATE: <i>NOV 28, 2022</i></p> |
|--|--|---|--|--|--|----------------------------------|



PRE-PAINTED
16mm SQUARE
BAR HANDLE

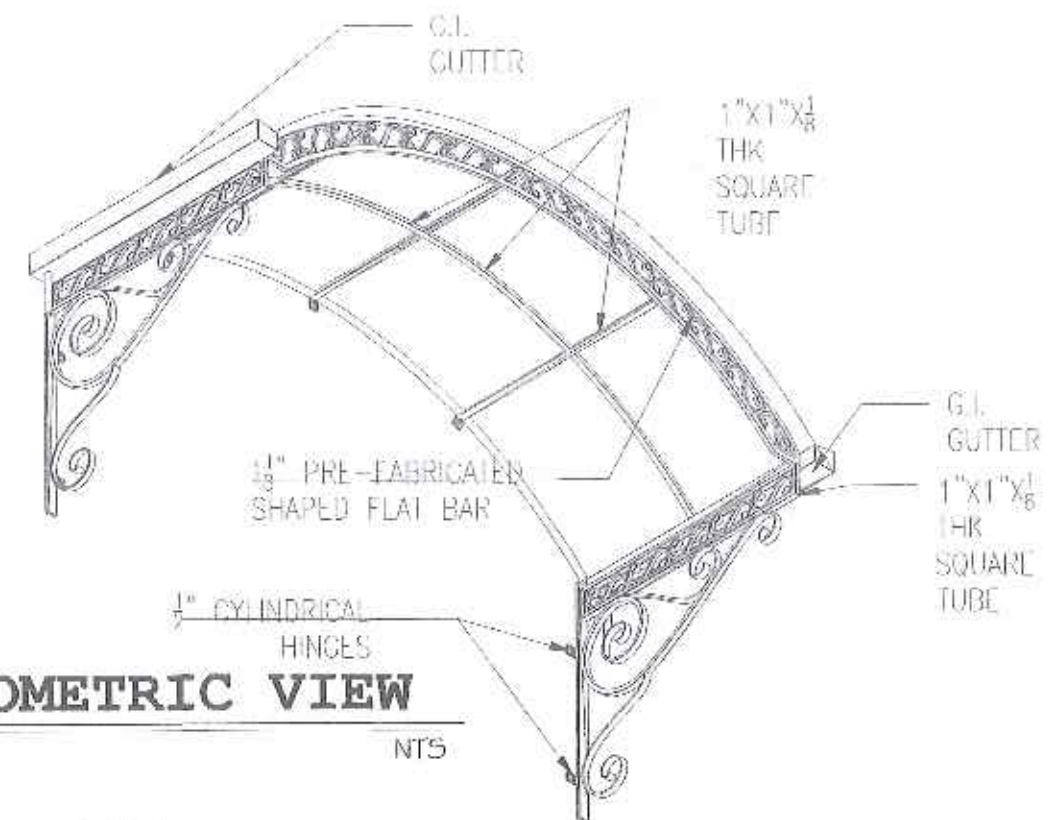


| | | | | | | | | |
|---|--|--|--|--|--|---|--|--|
| <p>REPUBLIC OF THE PHILIPPINES DEPARTMENT OF HEALTH MARQUELES MENTAL WELLNESS AND GENERAL HOSPITAL P. MONTE ST., PORT ARON, MARQUELES, BATAAN</p> | <p>DESIGNED BY: JOSHUA CUSTODIO - AIA</p> <p>DRAWN BY: JOSHUA CUSTODIO - AIA</p> <p>CHECKED BY: DR. PAULO V. PAGUIA, UAP</p> <p>DATE SUBMITTED TO PMO: 10/24/2024</p> <p>DATE SUBMITTED TO OWO: 10/24/2024</p> | <p>ARCHITECT</p> <p><i>Dr. Paulo V. Paguia</i> DR. PAULO V. PAGUIA, UAP PHYSICIAN IN CHARGE MARQUELES MENTAL WELLNESS AND GENERAL HOSPITAL</p> <p>PRG REG. No.: 43648</p> <p>UAP No.: 50330</p> <p>PER No.: 104529</p> <p>Place: MARQUELES, BATAAN</p> <p>Version: NOV. 2, 2024</p> <p>Date: JAN. 26, 2025</p> <p>Rev: 001-002-004-005</p> | <p>REMARKS SECTION 33</p> <p>Designs and specifications and other related documents are prepared and approved by the architect, who is responsible for the design and construction of the building. The architect is not responsible for the design and construction of the building if the design and construction are not in accordance with the approved design and specifications.</p> | <p>PROJECT TITLE</p> <p>TWO - STOREY RADIOLOGY AND PSYCHOLOGY BUILDING</p> <p>LOCATION:</p> <p>MARQUELES MENTAL WELLNESS AND GENERAL HOSPITAL P. MONTE ST., PORT ARON, MARQUELES, BATAAN</p> | <p>RECOMMENDING APPROVAL:</p> <p><i>Vincent A. Isip</i> VINCENT A. ISIP OFFICER IN CHARGE HOSPITAL OPERATION PATIENT SUPPORT SERVICE</p> | <p>APPROVED BY:</p> <p><i>Maria Lourdes L. Evangelista</i> MARIA LOURDES L. EVANGELISTA, MD, FPPA MEDICAL CENTER CHIEF & MARQUELES MENTAL WELLNESS AND GENERAL HOSPITAL</p> | <p>SHEET CONTENTS:</p> <p>AS SHOWN</p> | <p>REVISION NO.:</p> <p>01</p> <p>SHEET NO.:</p> <p>A12.07 of A12.09</p> <p>DATE: AUGUST 2, 2024</p> |
|---|--|--|--|--|--|---|--|--|

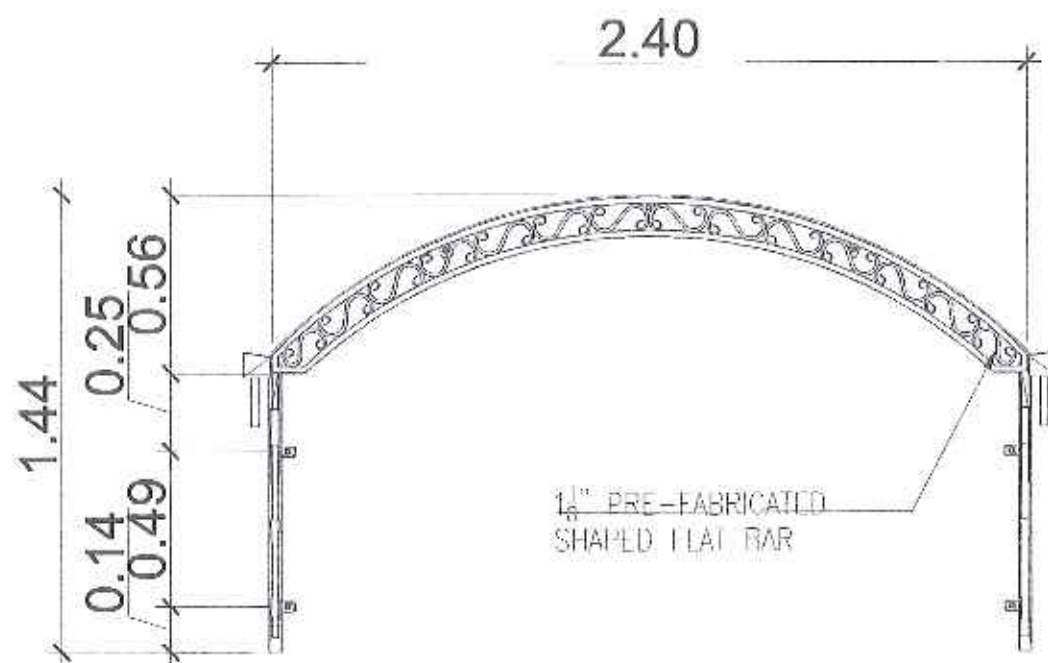


ROOF PLAN
SCALE 1:20MTS

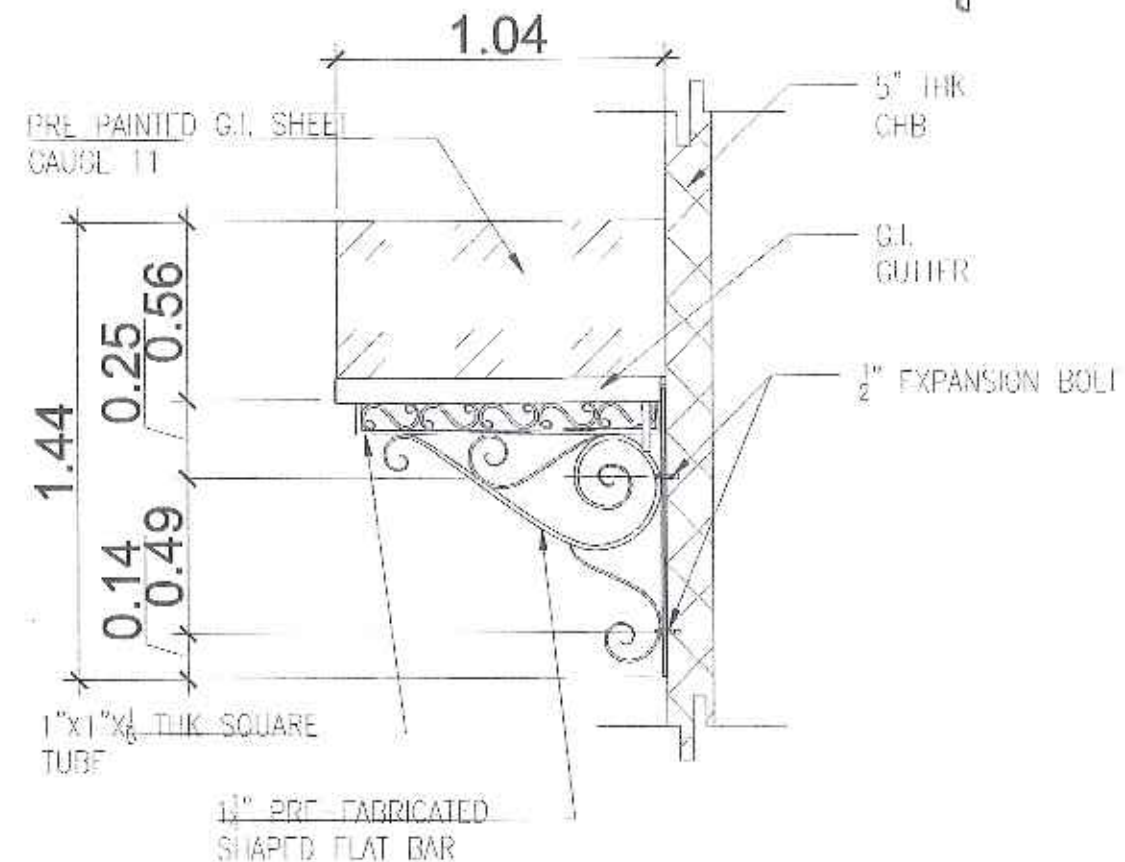
G.I. GUTTER GAUGE 16
POLYCARBONATE SHEET



ISOMETRIC VIEW
SCALE NTS

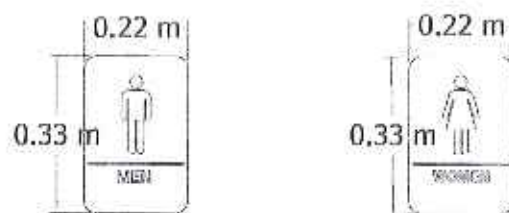

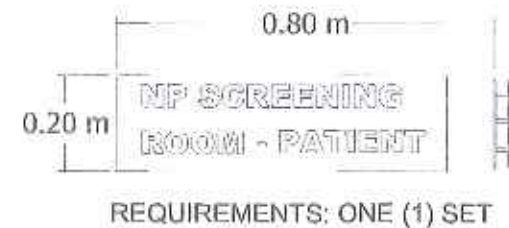



FRONT ELEVATION
SCALE 1:20MTS

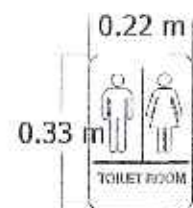


RIGHT ELEVATION
SCALE 1:20MTS



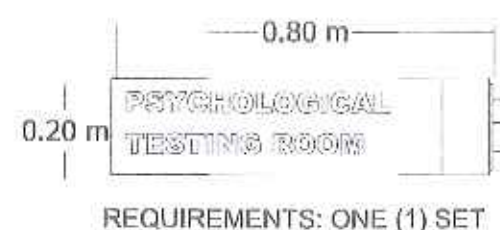
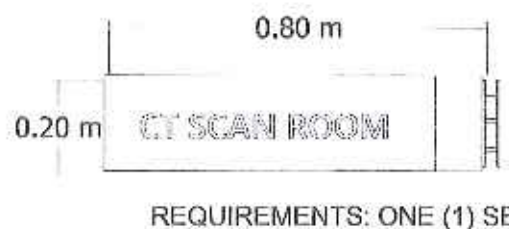
| | | | | | | | | |
|--|--|---|--|--|--|---|---------------------------------|--|
| | <p>DESIGNED BY: JENNY D. CUSTODIO - FAP</p> <p>DRAWN BY: JENNY D. CUSTODIO - FAP</p> <p>CHECKED BY: DR. PAUL D. POCOCK - UAP</p> <p>DATE SUBMITTED TO EPPH: 03/20/2022</p> <p>DATE SUBMITTED TO OWSS: 03/20/2022</p> | <p>ARCHITECT: DR. PAUL D. POCOCK, UAP</p> <p>PROJ. REG. NO.: 43846</p> <p>UAP No.: 33889</p> <p>PR No.: 135804</p> <p>Place: MARIVELES, BATAAN</p> <p>Valid up to: NOV. 2, 2024</p> <p>OUR No.: 221206 Date: 09/12/2022</p> <p>SP: 351-081-854-0000</p> | <p>HA 5232 SECTION 33</p> <p>NOTE: Drawings are specifications and shall remain the property of the architect. No part of this drawing shall be reproduced or transmitted in any form or by any means electronic or mechanical, including photocopying, recording, or by any information storage or retrieval system, without prior written permission from the architect.</p> | <p>PROJECT TITLE: TWO - STOREY RADIOLOGY AND PSYCHOLOGY BUILDING</p> <p>LOCATION: MARIVELES MENTAL WELLNESS AND GENERAL HOSPITAL, MARIVELES ST., MARIVELES, BATAAN</p> | <p>RECOMMENDING APPROVAL: VINCENT A. ISIP, OFFICER IN CHARGE, HOSPITAL OPERATION PATIENT SUPPORT SERVICE</p> | <p>APPROVED BY: MARIA LOURDES L. EVANGELISTA, MD, FPPA, MEDICAL CENTER CHIEF II, MARIVELES MENTAL WELLNESS AND GENERAL HOSPITAL</p> | <p>SHEET CONTENTS: AS SHOWN</p> | <p>REVISION NO.: 01</p> <p>SHEET NO.: A12.08 of A12.09</p> |
|--|--|---|--|--|--|---|---------------------------------|--|



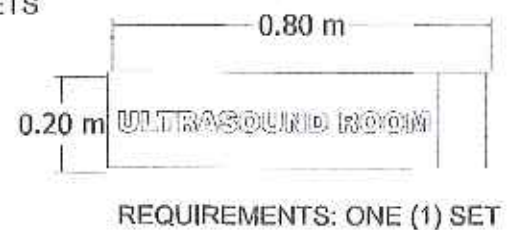
REQUIREMENTS: TWO (2) SETS



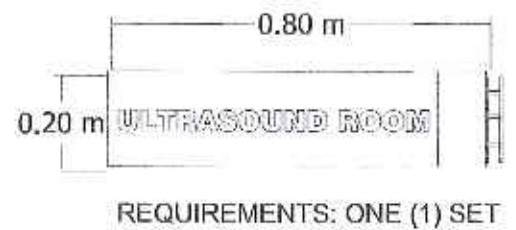
REQUIREMENTS: FOUR (4) SETS




REQUIREMENTS: ONE (1) SET




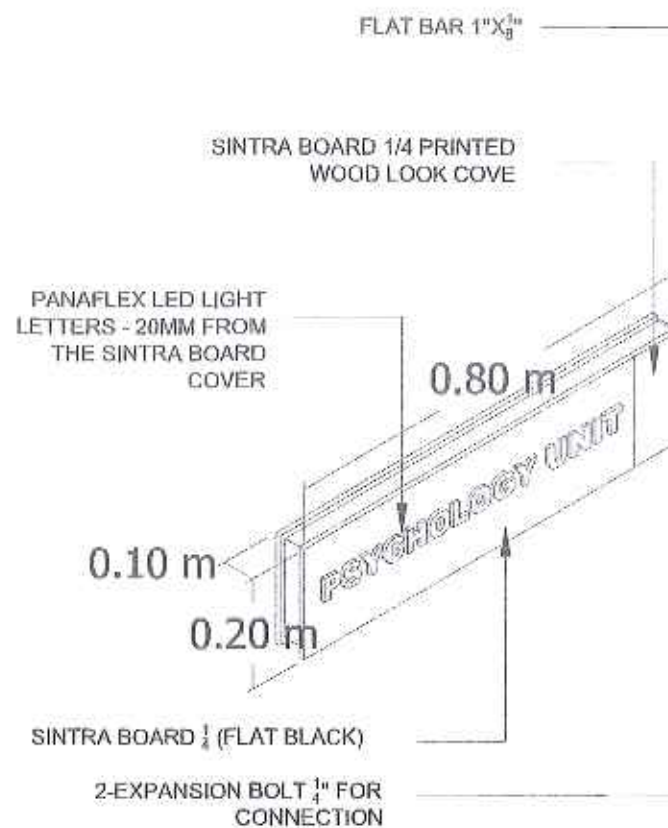
REQUIREMENTS: ONE (1) SET



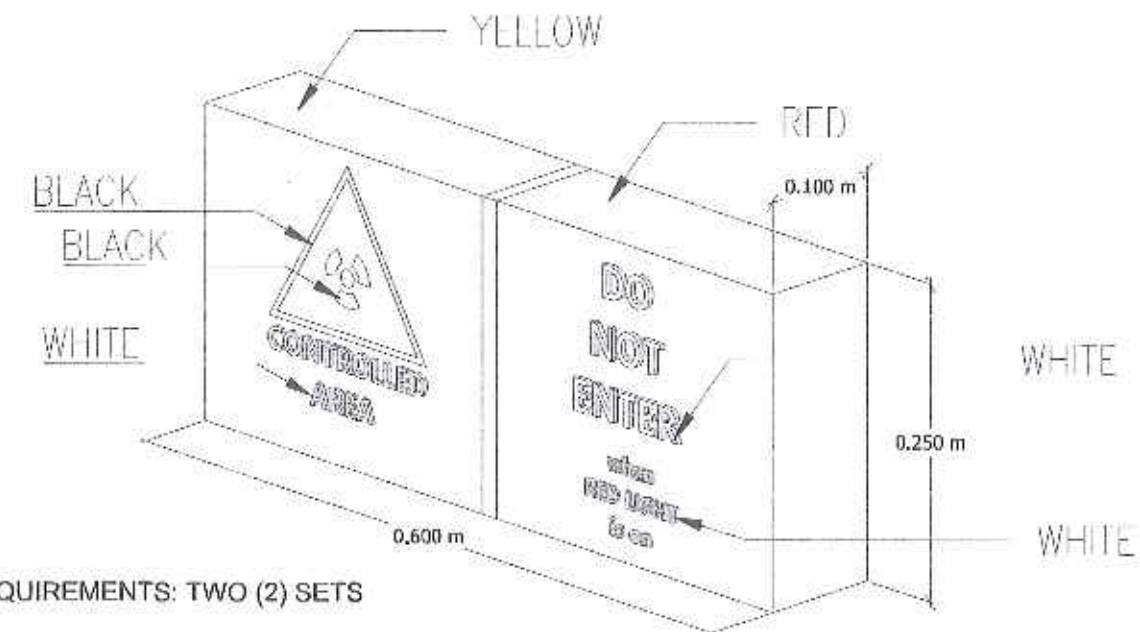
REQUIREMENTS: ONE (1) SET



REQUIREMENTS: ONE (1) SET



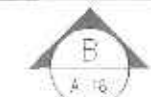
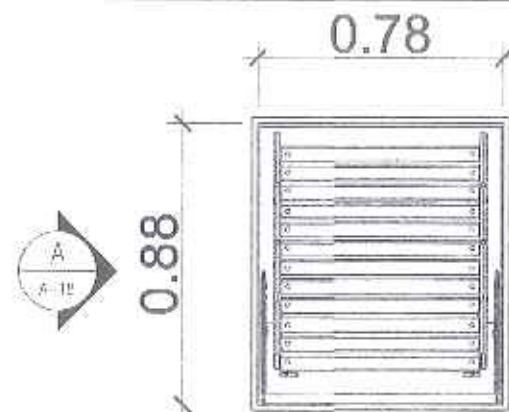
PANAFLEX WITH SINTRA BOARD COVER AND LED LIGHT



REQUIREMENTS: TWO (2) SETS

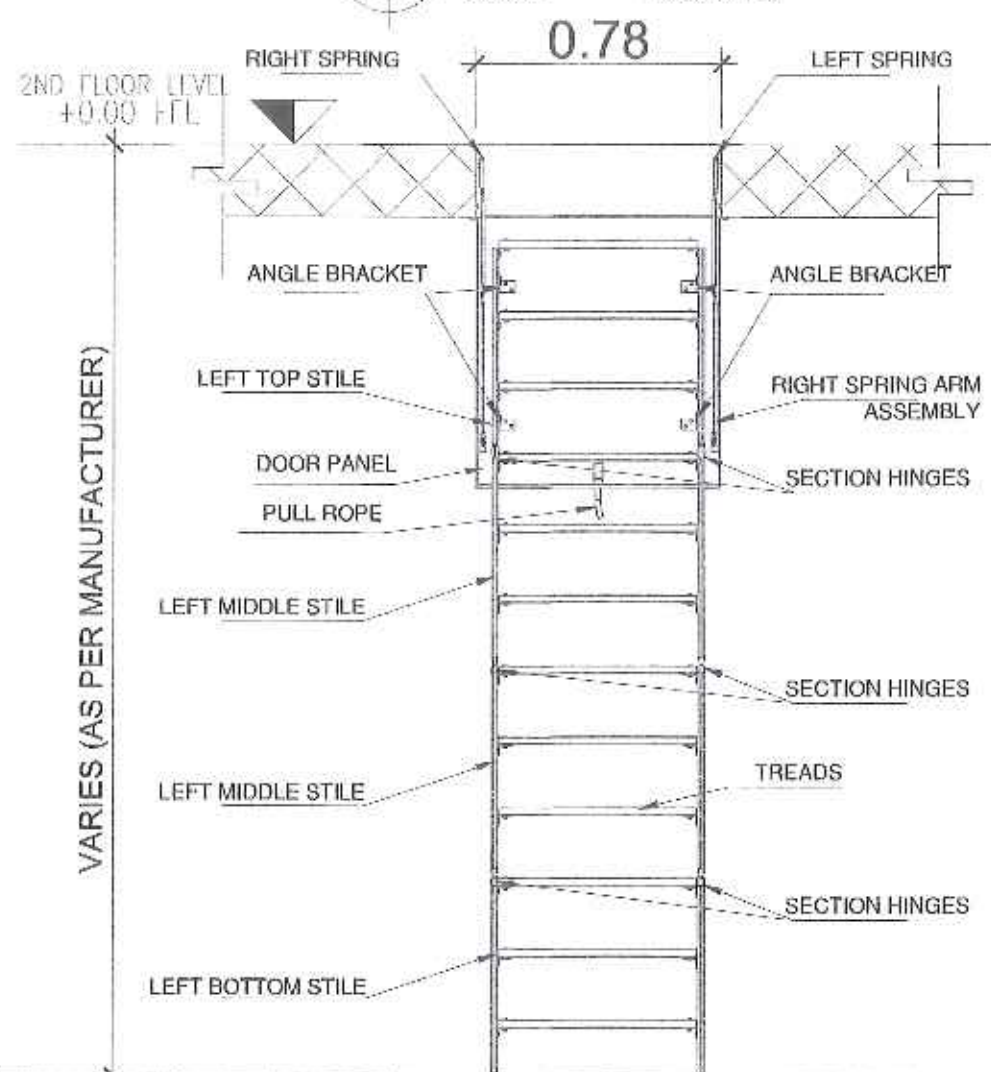
PANAFLEX WARNING LIGHT

| | | | | | | | | | |
|--|-------------------------------------|------------------------------------|---|--|--|---|---|--------------------------|------------------|
| <p>DEPARTMENT OF HEALTH MARIKINA CITY GENERAL HOSPITAL MARIKINA CITY</p> | DESIGNED BY: JEROME V. GARCIA - AM | ARCHITECT: AR. PAVLOV. PAGUIA, DAP | RA 9169 SECTION 33: Building and appliances and other contents shall be kept in good repair and in safe condition at all times. | NOTE: All drawings are for reference only. The contractor shall be responsible for the actual construction and for the safety of the building. | PROJECT TITLE: TWO - STOREY RADIOLOGY AND PSYCHOLOGY BUILDING | RECOMMENDING APPROVAL: VINCENT A. ISIP, OFFICER IN CHARGE, HOSPITAL OPERATION PATIENT SUPPORT SERVICE | APPROVED BY: MARIA LOURDES L. EVANGELISTA, MD, FPPA, MEDICAL CENTER CHIEF II, MARIKINA MENTAL WELLNESS AND GENERAL HOSPITAL | SHEET CONTENTS: AS SHOWN | REVISION NO.: 01 |
| | DRAWN BY: JEROME V. GARCIA - AM | DATE: NOV. 2, 2024 | DATE: NOV. 2, 2024 | DATE: NOV. 2, 2024 | LOCATION: MARIKINA MENTAL WELLNESS AND GENERAL HOSPITAL, MARIKINA CITY, MARIKINA | | | | |
| | CHECKED BY: JEROME V. GARCIA - AM | DATE: NOV. 2, 2024 | DATE: NOV. 2, 2024 | DATE: NOV. 2, 2024 | | | | | |
| | DATE SUBMITTED TO CHD: NOV. 2, 2024 | DATE: NOV. 2, 2024 | DATE: NOV. 2, 2024 | DATE: NOV. 2, 2024 | | | | | |



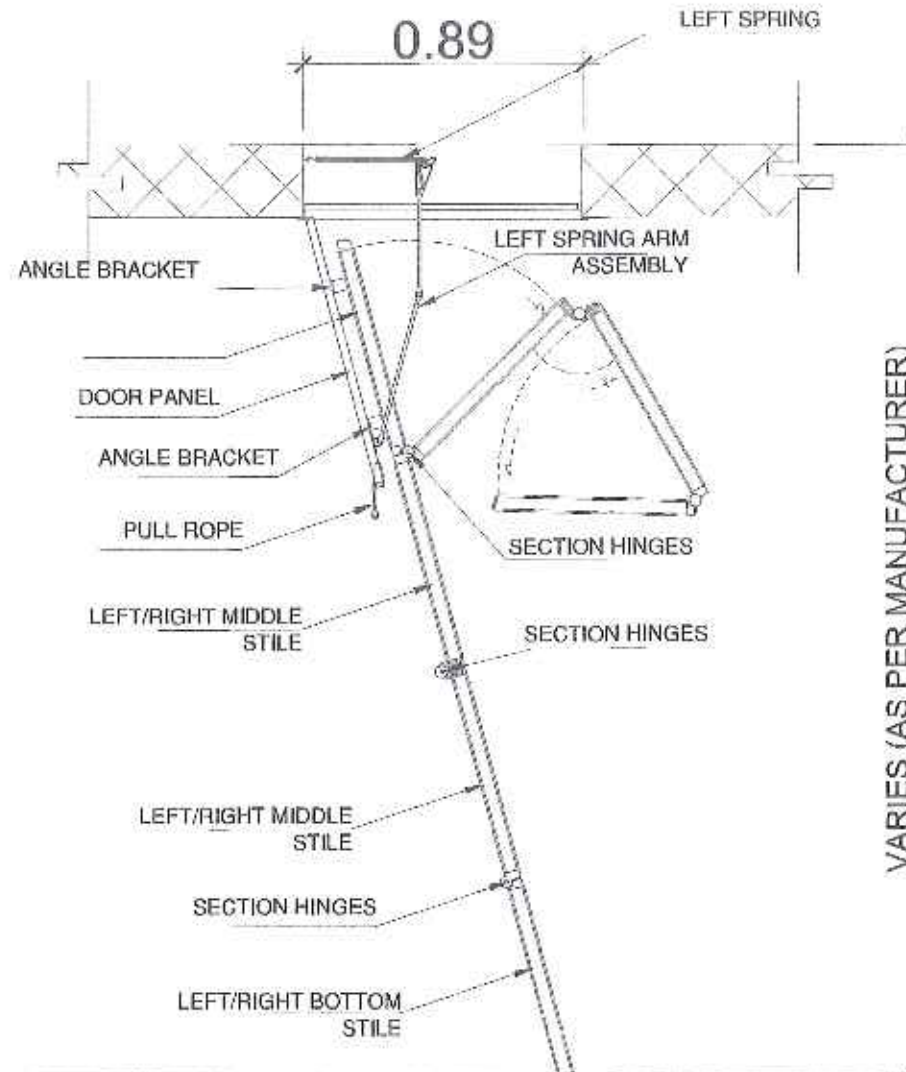
PLAN

SCALE 1:20 MTS



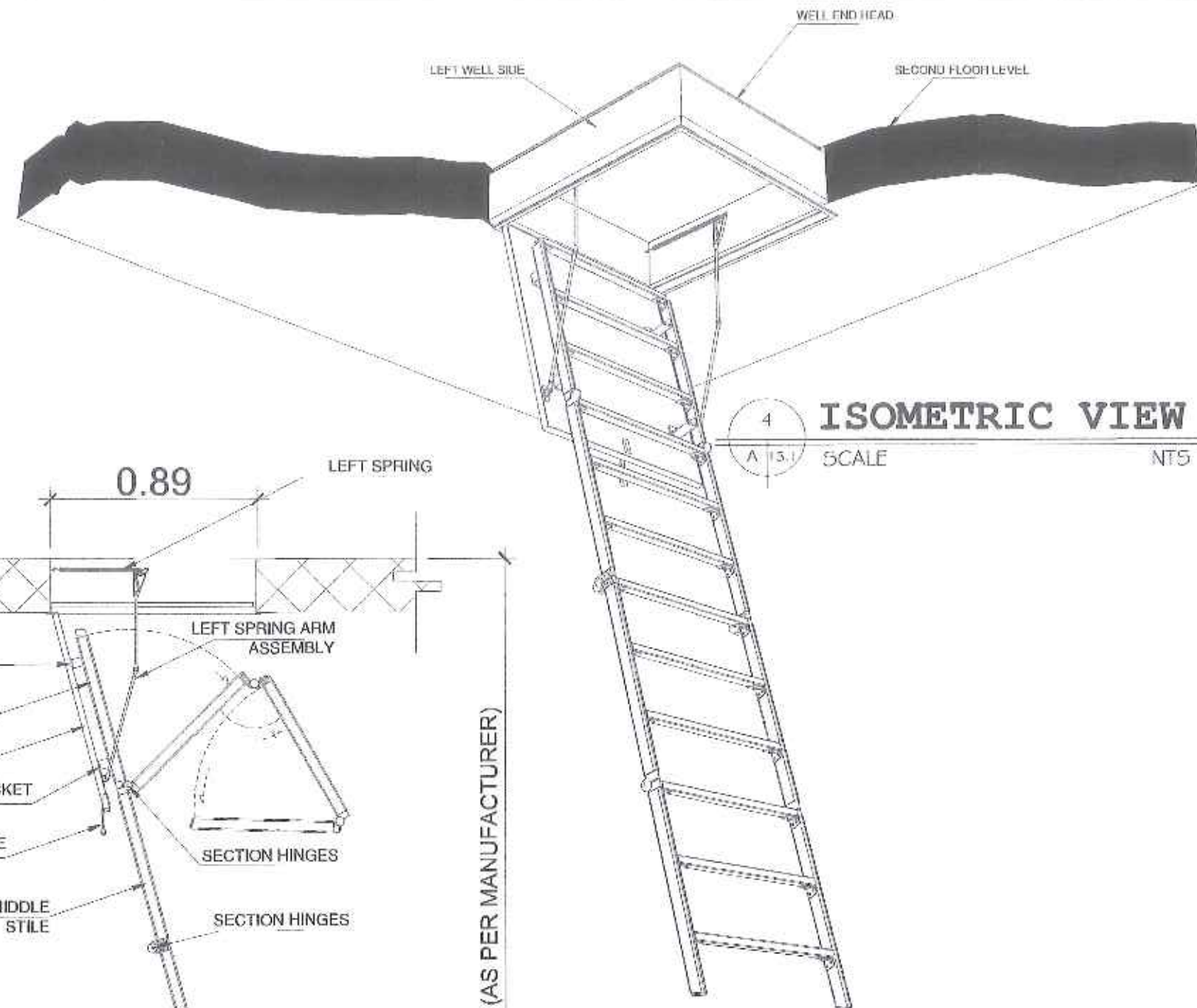
ELEVATION A

SCALE 1:20 MTS



ELEVATION B

SCALE 1:20 MTS

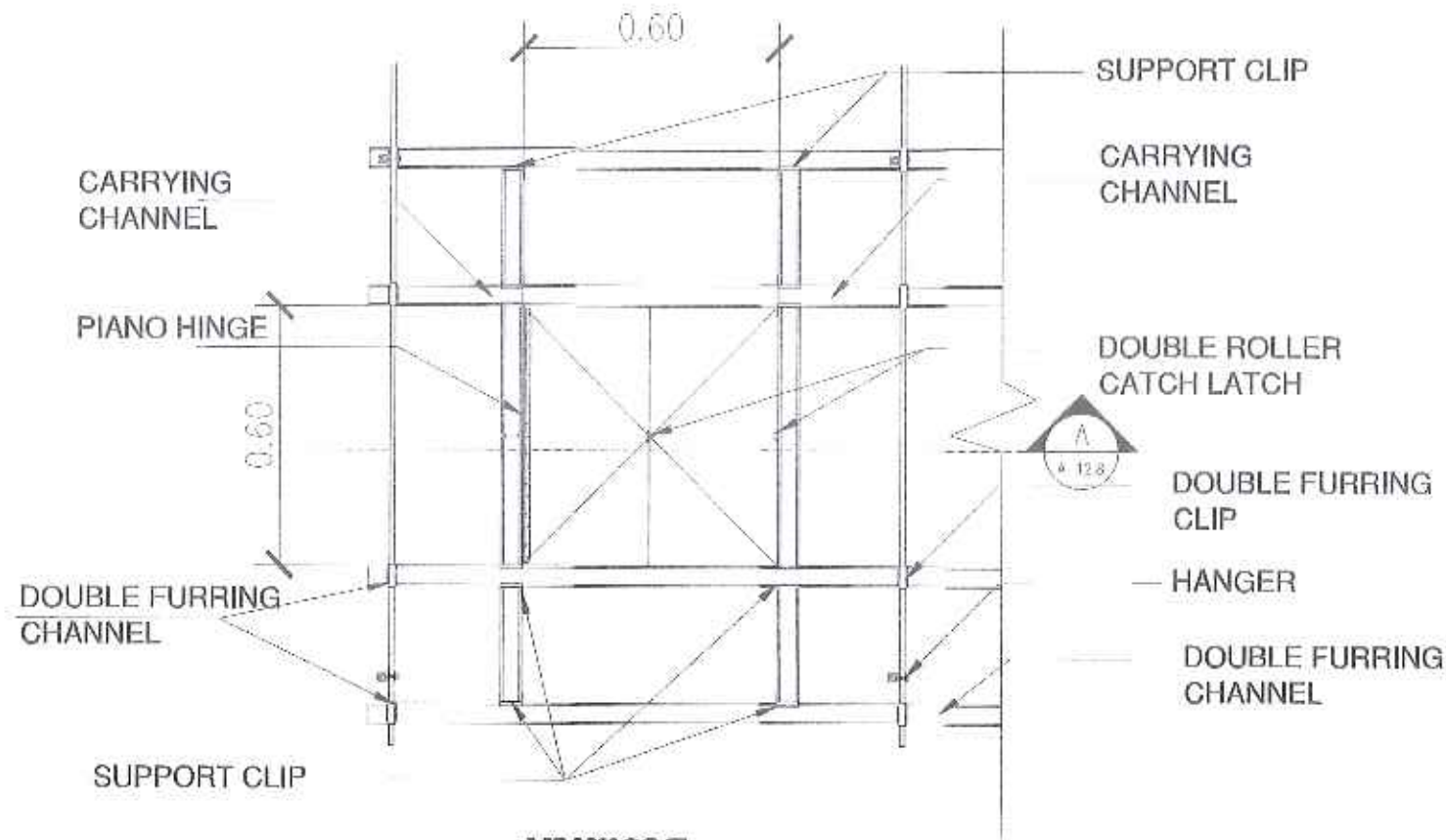


ISOMETRIC VIEW

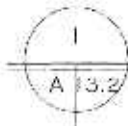
SCALE 1:20 MTS

CEILING MANHOLE COVER WITH ALUMINUM LADDER

| | | | | | | | |
|--|---|---|---|--|---|---|---------------|
| <p>DEPARTMENT OF HEALTH MARIKINA CITY GENERAL HOSPITAL</p> | DESIGNED BY: | ARCHITECT | <p>PROJECT TITLE</p> <p>TWO - STOREY RADIOLOGY AND PSYCHOLOGY BUILDING</p> <p>LOCATION:</p> <p>MARIKINA MENTAL WELLNESS AND GENERAL HOSPITAL PATIENCE ST., FOR-ADRI, MARIKINA, BATAAN</p> | RECOMMENDING APPROVAL: | APPROVED BY: | <p>SHEET CONTENTS:</p> <p>AS SHOWN</p> | REVISION NO.: |
| | DRAWN BY: | <p>AR. PINEDA V. PAGUIA, UAP</p> | | <p>RECOMMENDING APPROVAL:</p> <p>VINCENT A. TUPA OFFICER IN CHARGE HOSPITAL OPERATION PATIENT ADJ. SERV. DIV.</p> | <p>APPROVED BY:</p> <p>MARIA LOURDES L. EVANGELISTA, MD, FPPA MEDICAL CENTER CHIEF I MARIKINA MENTAL WELLNESS AND GENERAL HOSPITAL</p> | | 01 |
| | CHECKED BY: | <p>FILE NO.: 1099221</p> <p>DATE: JAN. 28, 2022</p> | | <p>DATE SUBMITTED TO DPHE:</p> <p>DATE SUBMITTED TO DMCE:</p> | <p>SHEET NO.:</p> <p>A13.02 of A13.03</p> | | |
| | <p>DATE SUBMITTED TO DPHE:</p> <p>DATE SUBMITTED TO DMCE:</p> | <p>DATE SUBMITTED TO DPHE:</p> <p>DATE SUBMITTED TO DMCE:</p> | | <p>DATE SUBMITTED TO DPHE:</p> <p>DATE SUBMITTED TO DMCE:</p> | | | |

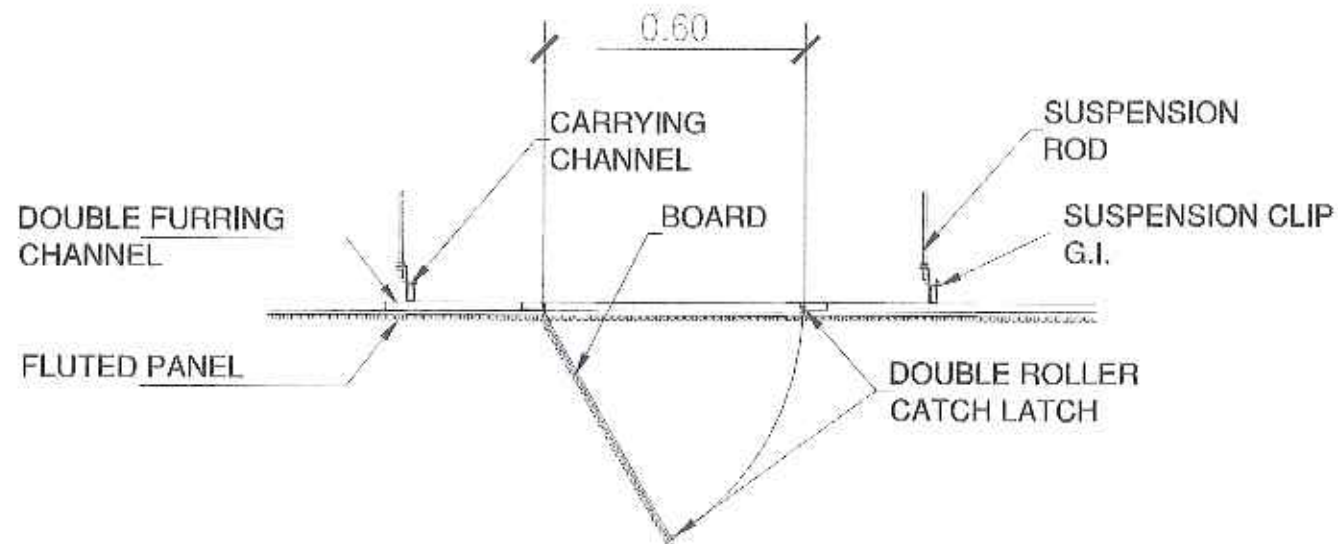


**MANHOLE
CEILING PLAN**

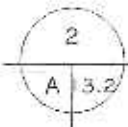


SCALE

NTS

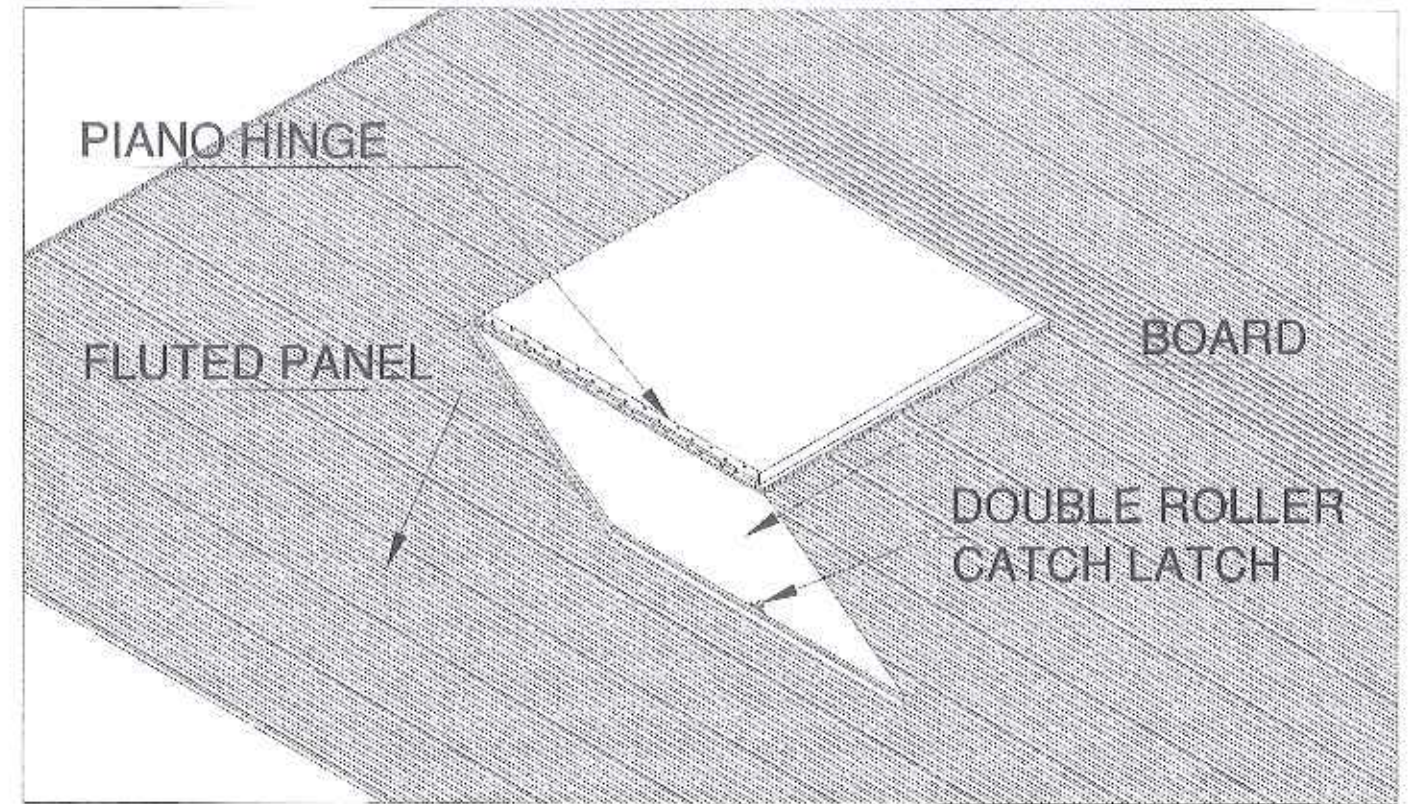


**MANHOLE
SECTION**

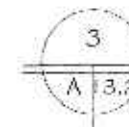


SCALE

NTS




**MANHOLE
ISOMETRIC VIEW**








SCALE


NTS

| | | | | | | | |
|---|--|---|---|--|---|------------------------------------|---------------------------------------|
| <p>DEPARTMENT OF HEALTH MARIVELLES MENTAL WELLNESS AND GENERAL HOSPITAL PIONEER ST., PULOG, MARIKINA CITY</p> | DESIGNED BY: JENNIFER M. CUSTODIO - AIA | ARCHITECT: MR. PAVLOV PATSUA, UAP MARIVELLES MENTAL WELLNESS AND GENERAL HOSPITAL | PROJECT TITLE: TWO - STOREY RADIOLOGY AND PSYCHOLOGY BUILDING | RECOMMENDING APPROVAL: VINCENT A. ISIP OFFICER IN CHARGE HOSPITAL OPERATION PATIENT SUPPORT SERVICE | APPROVED BY: MARIA LOURDES L. EVANGELISTA, MD, FPPA MEDICAL CENTER CHIEF MARIVELLES MENTAL WELLNESS AND GENERAL HOSPITAL | SHEET CONTENTS: AS SHOWN | REVISION NO.: 01 |
| | DRAWN BY: JENNIFER M. CUSTODIO - AIA | | | | | | SHEET NO.: A13.03 of A13.03 |
| | CHECKED BY: JENNIFER M. CUSTODIO - AIA | | | | | | DATE: 10/26/2022 |
| | DATE SUBMITTED TO PRIN: 10/26/2022 | PRC REG. NO.: 43540 JRCR No.: 33889 PTR No.: 1336524 Place: MARIVELLES, BATMAN | DATE: NOV. 2, 2024 DATE: MAY 26, 2022 REV: 354-093-034-0000 | LOCATION: MARIVELLES MENTAL WELLNESS AND GENERAL HOSPITAL PIONEER ST., PULOG, MARIKINA CITY | | | |
| | DATE SUBMITTED TO OICD: | | | | | | |








CHIEF RADIOLOGIST OFFICE

| | | | | | | | | |
|---|--|--|--|--|--|---|------------------------------------|--|
|   <p>REPUBLIC OF THE PHILIPPINES DEPARTMENT OF HEALTH MARVELLES MENTAL WELLNESS AND GENERAL HOSPITAL PANDOC ST., PANDOCAN, MARVELLES, BATAAN</p> | DESIGNED BY: JESSICA GUSTADIA-AM DRAWN BY: AN ANGELINA BELLO, UAP CHECKED BY: AN ANGELINA BELLO, UAP DATE SUBMITTED TO DMD: DATE SUBMITTED TO CHIEF: | ARCHITECT  MR. PAUL V. PABUA, UAP ADMINISTRATIVE OFFICER MARVELLES MENTAL WELLNESS AND GENERAL HOSPITAL PANDOC ST., PANDOCAN, MARVELLES, BATAAN PRC REG. No.: 45642 JPOA No.: 20009 PTR No.: 109024 Place: MARVELLES BATAAN Verity: NOV. 2, 2024 O.R. No.: 220005 Date: Date: JAN. 26, 2022 TIN: 501-913-354-0001 | RA 9266 SECTION 33 Drawings and specifications and other related documents are signed, stamped or sealed as required of laws, on the official stamp and documents of the architect, whether the object for which they are made is erected or not. It shall be unlawful for any person to reproduce or make copies of and documents for use in the question of and for other projects or building, whether erected or not or in which, without the written consent of the architect or holder of said documents. Note: When documents or these drawings shall have been received and signed by the architect, the architect shall verify and be responsible for all dimensions and conditions on the job. The architect shall be relieved of liability of any construction work for insurance and completion done by these drawings. | PROJECT TITLE TWO - STOREY RADIOLOGY AND PSYCHOLOGY BUILDING LOCATION: MARVELLES MENTAL WELLNESS AND GENERAL HOSPITAL PANDOC ST., PANDOCAN, MARVELLES, BATAAN | RECOMMENDING APPROVAL:  VINCENT A. ISIP OFFICER IN CHARGE HOSPITAL OPERATION/PATIENT SUPPORT SERVICE | APPROVED BY:  MARIA LOURDES L. EVANGELISTA, MD, FPPA MEDICAL CENTER CHIEF II MARVELLES MENTAL WELLNESS AND GENERAL HOSPITAL | SHEET CONTENTS: AS SHOWN | REVISION NO.: 01 SHEET NO.: A14.01 of A14.21 DMC - PROJECT A-040 |
|---|--|--|--|--|--|---|------------------------------------|--|



X-RAY ROOM


| | | | | | | | | |
|--|--|---|---|---|--|--|-----------------------------|---|
|   <p>DEPARTMENT OF HEALTH MARIVELES MENTAL WELLNESS AND GENERAL HOSPITAL PANGRISOSE ST., Poblacion, Mariveles, Bataan</p> | DESIGNED BY: JHONNIE L. JAVIER, AIA | ARCHITECT  AR. PAULO V. PAGLIA, UAP ADMINISTRATIVE OFFICER HEALTH FACILITIES MANAGEMENT UNIT | RA 9243 SECTION 33 Drawings and specifications and other contract documents shall remain the property of the architect and shall not be used for any other project without the express written consent of the architect. The architect shall not be held responsible for the construction of the building or for the safety of the building. | PROJECT TITLE TWO - STOREY RADIOLOGY AND PSYCHOLOGY BUILDING | RECOMMENDING APPROVAL:  VINCENT A. ISP OFFICER IN CHARGE HOSPITAL OPERATION/PATIENT SUPPORT SERVICE | APPROVED BY:  MARIA LOURDES L. EVANGELISTA, MD, FPPA MEDICAL CENTER CHIEF II MARIVELES MENTAL WELLNESS AND GENERAL HOSPITAL | SHEET CONTENTS: AS SHOWN | REVISION NO.: 01 SHEET NO.: A14.03 of A14.21 DATE: AUGUST 2, 2024 |
| | CHECKED BY: JHONNIE L. JAVIER, AIA | PROJ. NO.: 43643 IPFON No.: 31001 PTR No.: 136021 Date: NOV. 26, 2022 Place: MARIVELES, BATAAN | Valency: NOV. 2, 2024 D/R No.: 359958 Date: Date: NOV. 26, 2022 TIN: 251-VIS-254-0003 | LOCATION: MARIVELES MENTAL WELLNESS AND GENERAL HOSPITAL PANGRISOSE ST., Poblacion, MARIVELES, BATAAN | | | | |



CONTROL BOOTH (X-RAY)





RADIOLOGY OFFICE

| | | | | | | | | | |
|--|---|--|--|---|--|---|--|------------------------------------|---------------------------------------|
|  <p>DEPARTMENT OF HEALTH MARIKINA CITY GENERAL HOSPITAL 7000000 ST., POBLACION, MARIKINA CITY, RIZAL</p> | DESIGNED BY: ARCHITECT: AR. PAULO V. PAGUA, UAP | ARCHITECT: AR. PAULO V. PAGUA, UAP ADMINISTRATIVE OFFICER HEALTH FACILITIES DEVELOPMENT UNIT | RA 2009 SECTION 35 The design and construction of any building or structure shall conform to the standards and specifications of the Department of Health, Marikina City, and the standards and specifications of the Department of Health, Marikina City, and the standards and specifications of the Department of Health, Marikina City. | NOTE: The design and construction of any building or structure shall conform to the standards and specifications of the Department of Health, Marikina City, and the standards and specifications of the Department of Health, Marikina City, and the standards and specifications of the Department of Health, Marikina City. | PROJECT TITLE: TWO - STOREY RADIOLOGY AND PSYCHOLOGY BUILDING | RECOMMENDING APPROVAL: VINCENT A. ISIP OFFICER IN CHARGE HOSPITAL OPERATION/INPATIENT SUPPORT SERVICE | APPROVED BY: MARIA LOURDES L. EVANGELISTA, MD, FPPA MEDICAL DEPARTMENT CHIEF II MARIKINA CITY GENERAL HOSPITAL | SHEET CONTENTS: AS SHOWN | REVISION NO.: 01 |
| | DRAWN BY: AR. PAULO V. PAGUA, UAP | DATE SUBMITTED TO PMU: NOV. 2, 2024 | DATE SUBMITTED TO CMDC: JAN. 23, 2022 | DATE SUBMITTED TO CMDC: JAN. 23, 2022 | LOCATION: MARIKINA MENTAL WELLNESS AND PSYCHOSOCIAL SERVICES BUILDING, POBLACION, MARIKINA CITY, RIZAL | | | | SHEET NO.: A14.01 of A14.21 |
| | CHECKED BY: AR. PAULO V. PAGUA, UAP | DATE SUBMITTED TO CMDC: JAN. 23, 2022 | DATE SUBMITTED TO CMDC: JAN. 23, 2022 | DATE SUBMITTED TO CMDC: JAN. 23, 2022 | | | | | |
| | DATE SUBMITTED TO CMDC: JAN. 23, 2022 | DATE SUBMITTED TO CMDC: JAN. 23, 2022 | DATE SUBMITTED TO CMDC: JAN. 23, 2022 | DATE SUBMITTED TO CMDC: JAN. 23, 2022 | | | | | |





WAITING AREA (RADIOLOGY)

| | | | | | | | | | | |
|---|-------------------------|---|--|--|---------------|------------------------|--------------|-----------------|---------------|------------------|
|  <p>DEPARTMENT OF HEALTH MARIKINA CITY GENERAL HOSPITAL PILAR, MARIKINA CITY, RIZAL</p> | DESIGNED BY: | ARCHITECT | RA 9244 SECTION 15 | NOTE: | PROJECT TITLE | RECOMMENDING APPROVAL: | APPROVED BY: | SHEET CONTENTS: | REVISION NO.: | |
| | DRAWN BY: |  AR. PAULO V. PAGUIA, IAP REGISTERED ARCHITECT | Design and specifications are subject to change without notice. The architect shall be responsible for the design and specifications of the building, including the structural, mechanical, electrical, and plumbing systems. The architect shall also be responsible for the coordination of the design with the other disciplines involved in the project. | Two - Storey Radiology and Psychology Building | LOCATION: | | | | 01 | |
| | CHECKED BY: | | PROJ. REG. NO.: 43548 | DATE: 2022 | | | | | AS SHOWN | A14.07 of A14.21 |
| | DATE SUBMITTED TO EPMD: | | PROJ. REG. NO.: 43548 | DATE: 2022 | | | | | | |
| | DATE SUBMITTED TO CMDC: | | PROJ. REG. NO.: 43548 | DATE: 2022 | | | | | | |








PSYCHOLOGY OFFICE

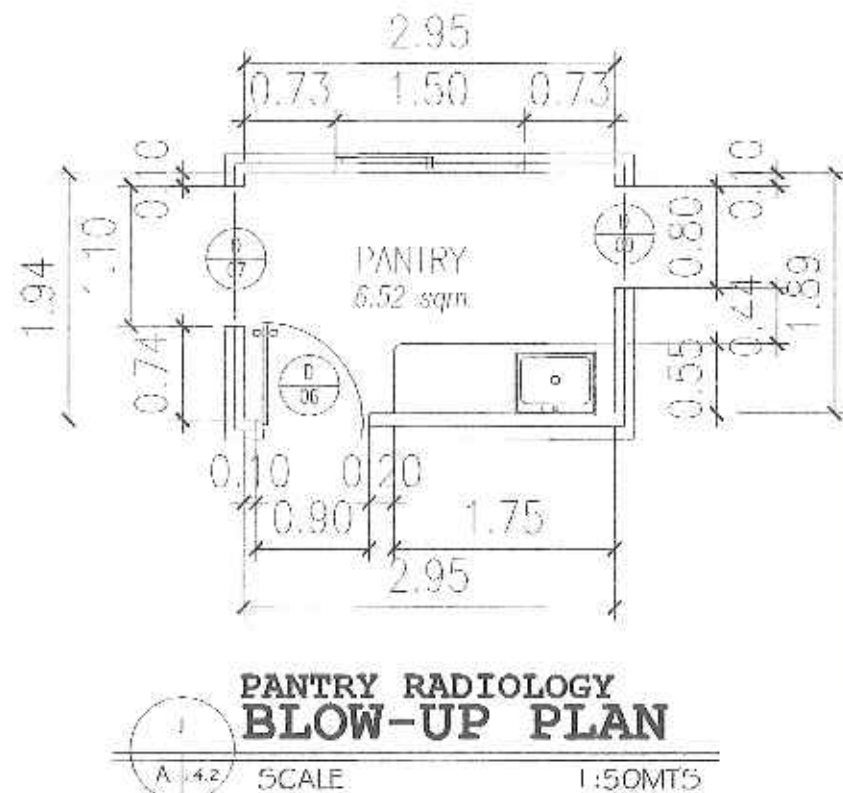
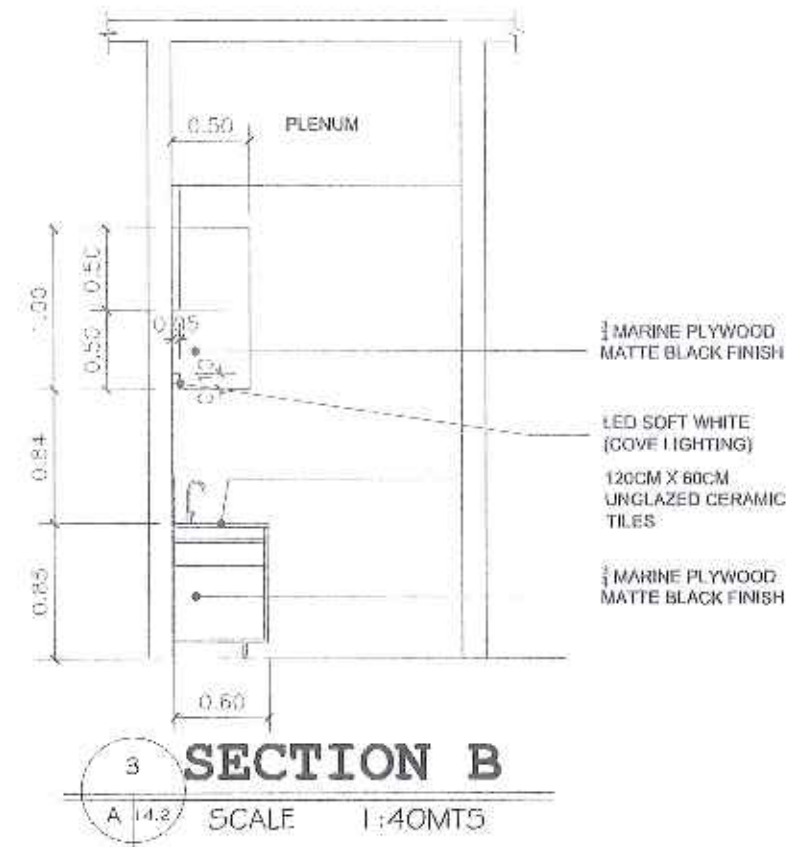
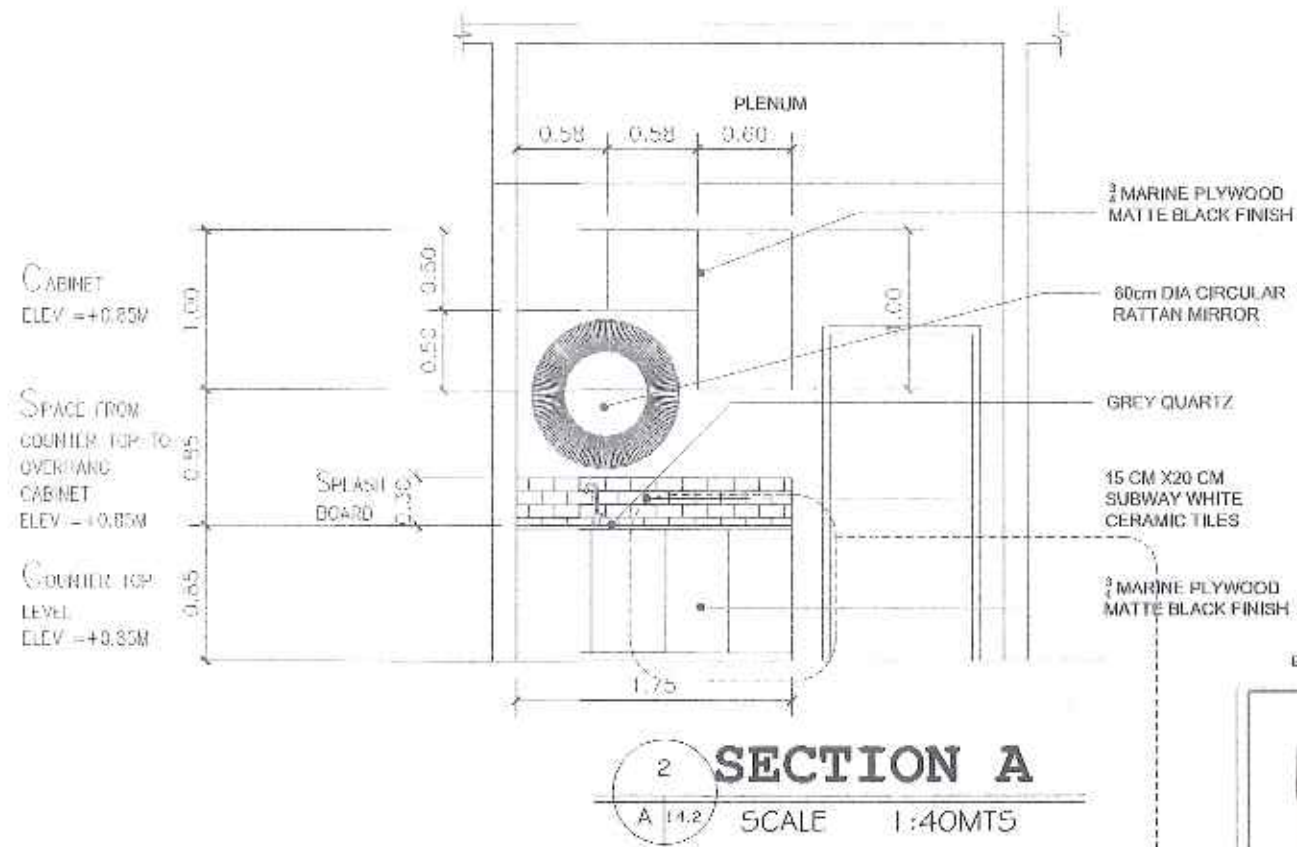
| | | | | | | | | | |
|---|---|---|---|---|--|--|---|---|--|
|   <p>DEPARTMENT OF HEALTH MARIKINA CITY GENERAL HOSPITAL MARIKINA CITY, BATANGAS</p> | DESIGNED BY: DRAWN BY: CHECKED BY: DATE SUBMITTED TO BPOC: DATE SUBMITTED TO OWO: | <p>ARCHITECT</p> <p><i>Paolito V. Pagsua</i> AP. PAOLITO V. PAGSUA, UAP CONSULTANT ARCHITECT MARIKINA CITY, BATANGAS</p> <p>PROJ. No.: 4348 BPOC No.: 0009 PTR No.: 136024 PLOT: MARIVELES, BATANGAS</p> <p>Version: NOV. 2, 2004 O.R. No.: 722968 Date: APR. 28, 2002 TIN: 351-091454-1000</p> | <p>BA 0252 SECTION 23</p> <p>Design and specifications and other related documents, signed, stamped or sealed, or otherwise of record, are the intellectual property and shall remain the property of the architect, whether its subject be when they are made, modified or not. It shall be the duty of any person to disclose to the architect or his duly authorized representative in writing, within the period specified in the contract, whether the design or specification is the property of the architect or the client.</p> | <p>NOTE:</p> <p>When approved or approved by the architect, the design, drawings and specifications shall be the property of the architect and shall remain the property of the architect, whether its subject be when they are made, modified or not. It shall be the duty of any person to disclose to the architect or his duly authorized representative in writing, within the period specified in the contract, whether the design or specification is the property of the architect or the client.</p> | <p>PROJECT TITLE</p> <p>TWO - STOREY RADIOLOGY AND PSYCHOLOGY BUILDING</p> <p>LOCATION: MARIKINA MENTAL WELLNESS AND GENERAL HOSPITAL MARIKINA CITY, BATANGAS</p> | <p>RECOMMENDING APPROVAL</p> <p><i>Vincent A. Ishir</i> VINCENT A. ISHIR OFFICER IN CHARGE HOSPITAL OPERATIONS SUPPORT SERVICE</p> | <p>APPROVED BY:</p> <p><i>Maria Lourdes L. Evangelista</i> MARIA LOURDES L. EVANGELISTA, MD, FPPA MEDICAL CENTER CHIEF II (MARIKINA MENTAL WELLNESS AND GENERAL HOSPITAL)</p> | <p>SHEET CONTENTS:</p> <p>AS SHOWN</p> | <p>REVISION NO.:</p> <p>01</p> <p>SHEET NO.:</p> <p>A14.08 of A14.21</p> <p>DATE: AUGUST 2, 2002</p> |
| | <p>DETAILED ARCHITECTURAL & ENGINEERING DESIGN FORM</p> | | | | | | | | |



NP SCREENING PATIENT ROOM REAR PART

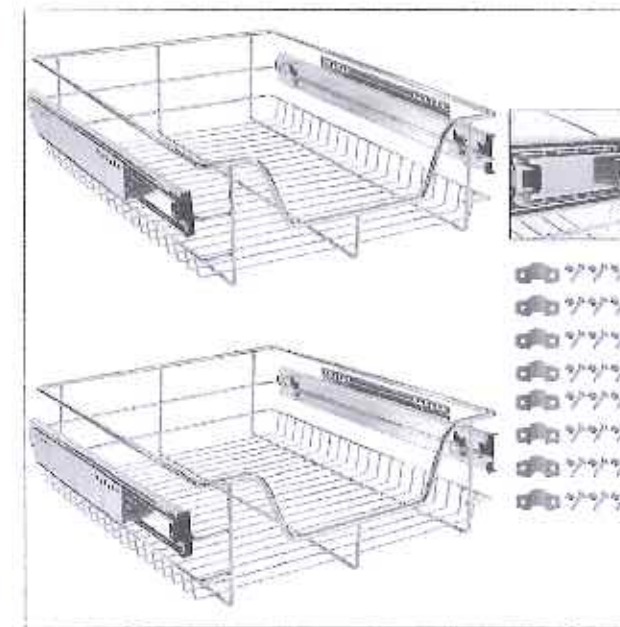
| | | | | | | | | | | |
|---|--|---|---|---|--|--|--|--|------------------------------------|---|
|   <p>REPUBLIC OF THE PHILIPPINES DEPARTMENT OF HEALTH MARIVELLES MENTAL WELLNESS AND GENERAL HOSPITAL PANDOCOT, PANDOCOT, MARIVELLES, Bataan</p> | DESIGNED BY: PROJECT CONSULTANT - AEP | ARCHITECT  AR. PAULO V. PAGUIA, UAP ADMINISTRATIVE OFFICER CULTURE FACILITY DEVELOPMENT UNIT | | HA 3263 DECISION 33 Drawings and specifications and other contract documents shall remain the property of the architect. The architect shall be responsible for the design and construction of the building. The architect shall be responsible for the design and construction of the building. The architect shall be responsible for the design and construction of the building. | NOTE: In the construction of these drawings, all dimensions shall be in accordance with the latest edition of the Philippine Building Code and all dimensions shall be in accordance with the latest edition of the Philippine Building Code. | PROJECT TITLE TWO - STOREY RADIOLOGY AND PSYCHOLOGY BUILDING | RECOMMENDING APPROVAL:  VINCENT A. ISIP OFFICER IN CHARGE HOSPITAL OPERATIONS/PATIENT SUPPORT SERVICE | APPROVED BY:  MARIA LOURDES L. EVANGELISTA, MD, FPPA MEDICAL CENTER CHIEF II MARIVELLES MENTAL AND GENERAL HOSPITAL | SHEET CONTENTS: AS SHOWN | REVISION NO.: 01 SHEET NO.: A14.09 or A14.21 DATE: AUGUST 5, 2020 |
| | DRAWN BY: PROJECT CONSULTANT - AEP | CHECKED BY: PROJECT CONSULTANT - AEP | DATE SUBMITTED TO BMD: DATE SUBMITTED TO DMCC: | PRC REC. No.: 10518 UPDA No.: 30035 PTR No.: 000321 Place: MARIVELLES, BATAAN Version: NOV. 2, 2024 O.A. No.: 329255 Date: Date: JAN. 28, 2022 IN: 201-353-154-0035 | LOCATION: MARIVELLES MENTAL WELLNESS AND GENERAL HOSPITAL PANDOCOT ST., PANDOCOT, MARIVELLES, BATAAN | | | | | |

RADIOLOGY PANTRY



PULLOUT CABINET

MATERIAL: STEEL
DIMENSION 0.40M X 0.70M X 0.50M



| | | | | | | |
|--|---|---|--|--|--|---|
| <p>REPUBLIC OF THE PHILIPPINES DEPARTMENT OF HEALTH MARIVELLES MENTAL WELLNESS AND GENERAL HOSPITAL PANGLOSS ST., PANGLOSS, MARIVELLES, BATAAN</p> | <p>DESIGNED BY: ARJON LUSTAGAN - AR DRAWN BY: ARJON LUSTAGAN - AR CHECKED BY: ARJON LUSTAGAN - AR DATE SUBMITTED TO SPED: DATE SUBMITTED TO DMCC: PROJECT NO.: 4563 SPED No.: 3509 PH No.: 090324 Place: MARIVELLES, BATAAN</p> <p>ARCHITECT AR. PABLO V. PASADIA, UAP ADMINISTRATIVE OFFICES MARIVELLES MENTAL WELLNESS AND GENERAL HOSPITAL</p> <p>PROJ. No.: NOV. 2, 2024 Date: JAN. 20, 2022 Tel.: 551-903-454-4032</p> | <p>RA 9806 SECTION 33 Design and specifications and other contract documents are hereby accepted as the basis of the contract. The architect shall be responsible for the design and specifications and shall be responsible for the construction of the building. The architect shall be responsible for the construction of the building.</p> | <p>PROJECT TITLE TWO - STOREY RADIOLOGY AND PSYCHOLOGY BUILDING</p> <p>LOCATION: MARIVELLES MENTAL WELLNESS AND GENERAL HOSPITAL PANGLOSS ST., PANGLOSS, MARIVELLES, BATAAN</p> | <p>RECOMMENDING APPROVAL: VINCENT A. ISMA OFFICER IN CHARGE HOSPITAL OPERATION PATIENT SUPPORT SERVICE</p> | <p>APPROVED BY: MARIA LOURDES L. EVANGELISTA, MD, FPPA MEDICAL DEPARTMENT CHIEF II MARIVELLES MENTAL WELLNESS AND GENERAL HOSPITAL</p> | <p>SHEET CONTENTS: AS SHOWN</p> <p>REVISION NO.: 01</p> <p>SHEET NO.: A14.13 of A14.21</p> <p>DATE: AUGUST 2, 2022</p> |
|--|---|---|--|--|--|---|

SECTION A

SCALE 1:40MTS

MATERIALS:

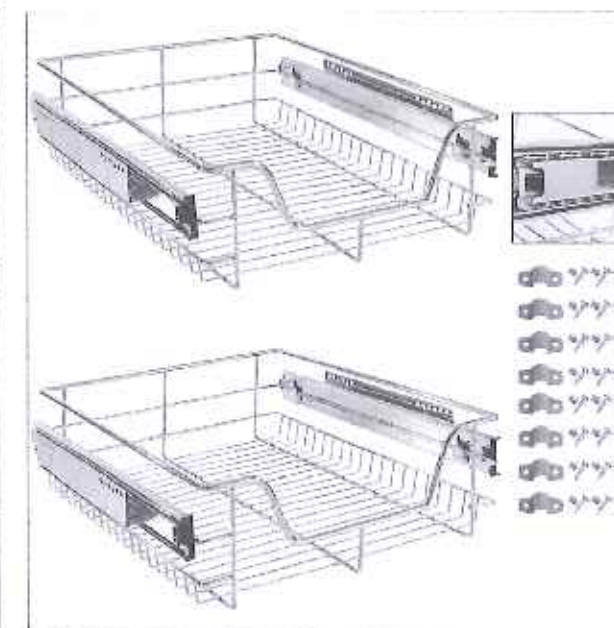
- 1 MARINE PLYWOOD MATTE BLACK FINISH
- NORDIC PENDANT DROP IRON LIGHT WITH (WARM WHITE BULBS)
- 60cm DIA CIRCULAR RATTAN MIRROR
- GRFY QUARTZ
- 16 CM X20 CM SUBWAY WHITE CERAMIC TILES
- 1 MARINE PLYWOOD MATTE BLACK FINISH

DIMENSIONS:

- Overall width: 2.01
- Overall depth: 2.00
- Cabinet height: 1.00
- Counter top level elevation: +0.85M
- Splash board height: 0.30
- Space from floor to overhand cabinet level: +0.85M
- Plenum area: 0.40 x 0.40
- Door swing: 90°
- Door width: 0.70
- Door height: 1.90
- Door offset: 0.03
- Door handle height: 1.00
- Door handle width: 0.10
- Door handle depth: 0.03
- Door handle radius: R0.03
- Door handle center: 0.03
- Door handle offset: 0.03
- Door handle distance: 0.03
- Door handle angle: 90°
- Door handle position: 0.03
- Door handle size: 0.03
- Door handle color: 0.03
- Door handle texture: 0.03
- Door handle finish: 0.03
- Door handle material: 0.03
- Door handle shape: 0.03
- Door handle style: 0.03
- Door handle brand: 0.03
- Door handle model: 0.03
- Door handle year: 0.03
- Door handle country: 0.03
- Door handle origin: 0.03
- Door handle manufacturer: 0.03
- Door handle distributor: 0.03
- Door handle retailer: 0.03
- Door handle wholesaler: 0.03
- Door handle importer: 0.03
- Door handle exporter: 0.03
- Door handle agent: 0.03
- Door handle broker: 0.03
- Door handle dealer: 0.03
- Door handle supplier: 0.03
- Door handle provider: 0.03
- Door handle vendor: 0.03
- Door handle contractor: 0.03
- Door handle installer: 0.03
- Door handle maintainer: 0.03
- Door handle repairer: 0.03
- Door handle technician: 0.03
- Door handle specialist: 0.03
- Door handle expert: 0.03
- Door handle professional: 0.03
- Door handle craftsman: 0.03
- Door handle artisan: 0.03
- Door handle maker: 0.03
- Door handle creator: 0.03
- Door handle designer: 0.03
- Door handle architect: 0.03
- Door handle engineer: 0.03
- Door handle scientist: 0.03
- Door handle mathematician: 0.03
- Door handle physicist: 0.03
- Door handle chemist: 0.03
- Door handle biologist: 0.03
- Door handle geologist: 0.03
- Door handle astronomer: 0.03
- Door handle historian: 0.03
- Door handle philosopher: 0.03
- Door handle theologian: 0.03
- Door handle lawyer: 0.03
- Door handle doctor: 0.03
- Door handle teacher: 0.03
- Door handle student: 0.03
- Door handle worker: 0.03
- Door handle laborer: 0.03
- Door handle servant: 0.03
- Door handle slave: 0.03
- Door handle master: 0.03
- Door handle lord: 0.03
- Door handle king: 0.03
- Door handle queen: 0.03
- Door handle prince: 0.03
- Door handle princess: 0.03
- Door handle duke: 0.03
- Door handle duchess: 0.03
- Door handle count: 0.03
- Door handle countess: 0.03
- Door handle baron: 0.03
- Door handle baroness: 0.03
- Door handle knight: 0.03
- Door handle lady: 0.03
- Door handle gentleman: 0.03
- Door handle noble: 0.03
- Door handle aristocrat: 0.03
- Door handle elite: 0.03
- Door handle wealthy: 0.03
- Door handle rich: 0.03
- Door handle poor: 0.03
- Door handle destitute: 0.03
- Door handle homeless: 0.03
- Door handle orphan: 0.03
- Door handle widow: 0.03
- Door handle orphanage: 0.03
- Door handle hospital: 0.03
- Door handle school: 0.03
- Door handle university: 0.03
- Door handle college: 0.03
- Door handle institute: 0.03
- Door handle academy: 0.03
- Door handle library: 0.03
- Door handle museum: 0.03
- Door handle gallery: 0.03
- Door handle theater: 0.03
- Door handle cinema: 0.03
- Door handle stadium: 0.03
- Door handle arena: 0.03
- Door handle park: 0.03
- Door handle garden: 0.03
- Door handle forest: 0.03
- Door handle field: 0.03
- Door handle meadow: 0.03
- Door handle plain: 0.03
- Door handle valley: 0.03
- Door handle mountain: 0.03
- Door handle hill: 0.03
- Door handle peak: 0.03
- Door handle summit: 0.03
- Door handle base: 0.03
- Door handle foot: 0.03
- Door handle slope: 0.03
- Door handle incline: 0.03
- Door handle decline: 0.03
- Door handle gradient: 0.03
- Door handle ascent: 0.03
- Door handle descent: 0.03
- Door handle climb: 0.03
- Door handle hike: 0.03
- Door handle trek: 0.03
- Door handle journey: 0.03
- Door handle voyage: 0.03
- Door handle expedition: 0.03
- Door handle mission: 0.03
- Door handle quest: 0.03
- Door handle search: 0.03
- Door handle hunt: 0.03
- Door handle chase: 0.03
- Door handle pursuit: 0.03
- Door handle race: 0.03
- Door handle competition: 0.03
- Door handle contest: 0.03
- Door handle tournament: 0.03
- Door handle event: 0.03
- Door handle occasion: 0.03
- Door handle celebration: 0.03
- Door handle festival: 0.03
- Door handle fair: 0.03
- Door handle market: 0.03
- Door handle bazaar: 0.03
- Door handle marketplace: 0.03
- Door handle square: 0.03
- Door handle plaza: 0.03
- Door handle courtyard: 0.03
- Door handle garden: 0.03
- Door handle park: 0.03
- Door handle forest: 0.03
- Door handle field: 0.03
- Door handle meadow: 0.03
- Door handle plain: 0.03
- Door handle valley: 0.03
- Door handle mountain: 0.03
- Door handle hill: 0.03
- Door handle peak: 0.03
- Door handle summit: 0.03
- Door handle base: 0.03
- Door handle foot: 0.03
- Door handle slope: 0.03
- Door handle incline: 0.03
- Door handle decline: 0.03
- Door handle gradient: 0.03
- Door handle ascent: 0.03
- Door handle descent: 0.03
- Door handle climb: 0.03
- Door handle hike: 0.03
- Door handle trek: 0.03
- Door handle journey: 0.03
- Door handle voyage: 0.03
- Door handle expedition: 0.03
- Door handle mission: 0.03
- Door handle quest: 0.03
- Door handle search: 0.03
- Door handle hunt: 0.03
- Door handle chase: 0.03
- Door handle pursuit: 0.03
- Door handle race: 0.03
- Door handle competition: 0.03
- Door handle contest: 0.03
- Door handle tournament: 0.03
- Door handle event: 0.03
- Door handle occasion: 0.03
- Door handle celebration: 0.03
- Door handle festival: 0.03
- Door handle fair: 0.03
- Door handle market: 0.03
- Door handle bazaar: 0.03
- Door handle marketplace: 0.03
- Door handle square: 0.03
- Door handle plaza: 0.03
- Door handle courtyard: 0.03
- Door handle garden: 0.03
- Door handle park: 0.03
- Door handle forest: 0.03
- Door handle field: 0.03
- Door handle meadow: 0.03
- Door handle plain: 0.03
- Door handle valley: 0.03
- Door handle mountain: 0.03
- Door handle hill: 0.03
- Door handle peak: 0.03
- Door handle summit: 0.03
- Door handle base: 0.03
- Door handle foot: 0.03
- Door handle slope: 0.03
- Door handle incline: 0.03
- Door handle decline: 0.03
- Door handle gradient: 0.03
- Door handle ascent: 0.03
- Door handle descent: 0.03
- Door handle climb: 0.03
- Door handle hike: 0.03
- Door handle trek: 0.03
- Door handle journey: 0.03
- Door handle voyage: 0.03
- Door handle expedition: 0.03
- Door handle mission: 0.03
- Door handle quest: 0.03
- Door handle search: 0.03
- Door handle hunt: 0.03
- Door handle chase: 0.03
- Door handle pursuit: 0.03
- Door handle race: 0.03
- Door handle competition: 0.03
- Door handle contest: 0.03
- Door handle tournament: 0.03
- Door handle event: 0.03
- Door handle occasion: 0.03
- Door handle celebration: 0.03
- Door handle festival: 0.03
- Door handle fair: 0.03
- Door handle market: 0.03
- Door handle bazaar: 0.03
- Door handle marketplace: 0.03
- Door handle square: 0.03
- Door handle plaza: 0.03
- Door handle courtyard: 0.03
- Door handle garden: 0.03
- Door handle park: 0.03
- Door handle forest: 0.03
- Door handle field: 0.03
- Door handle

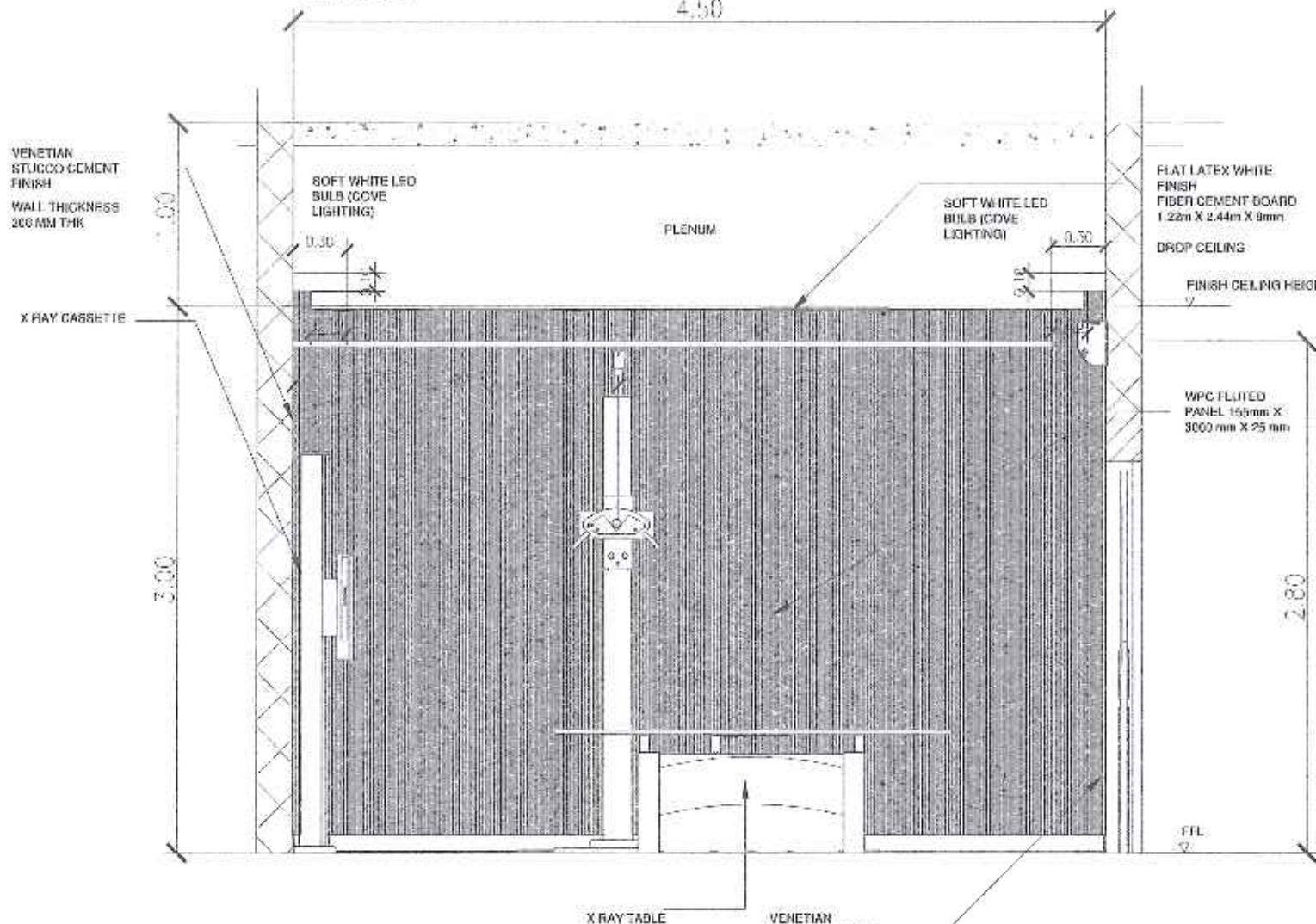
A long, minimalist hallway with a dark wooden vanity on the left, a large circular mirror, and a dark door on the right. The hallway is brightly lit, and the floor is a light, neutral color. The walls are a light, neutral color, and the ceiling is white. The hallway leads to a dark doorway at the end.

MATERIAL: STEEL
DIMENSION 0.40M X 0.70M X 0.50M

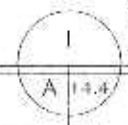
[illegible]



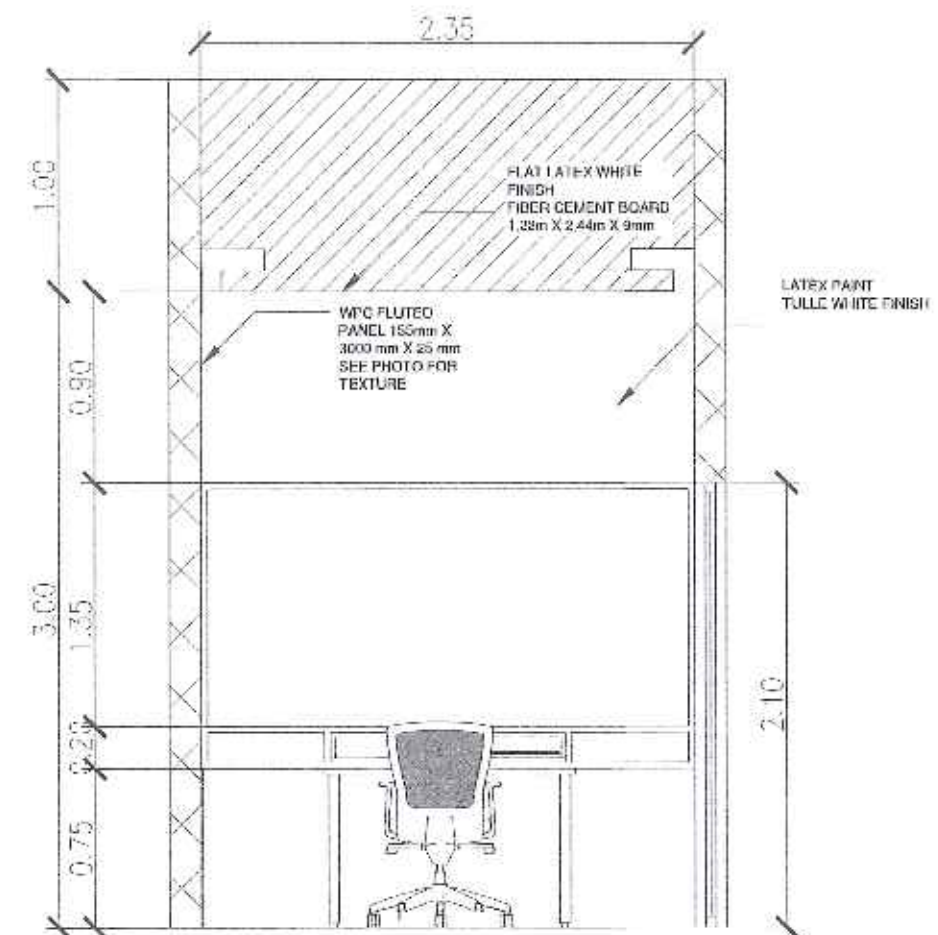
X-RAY



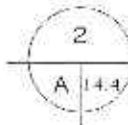
X-RAY ROOM DETAIL A-A



INTERVENTION AREA



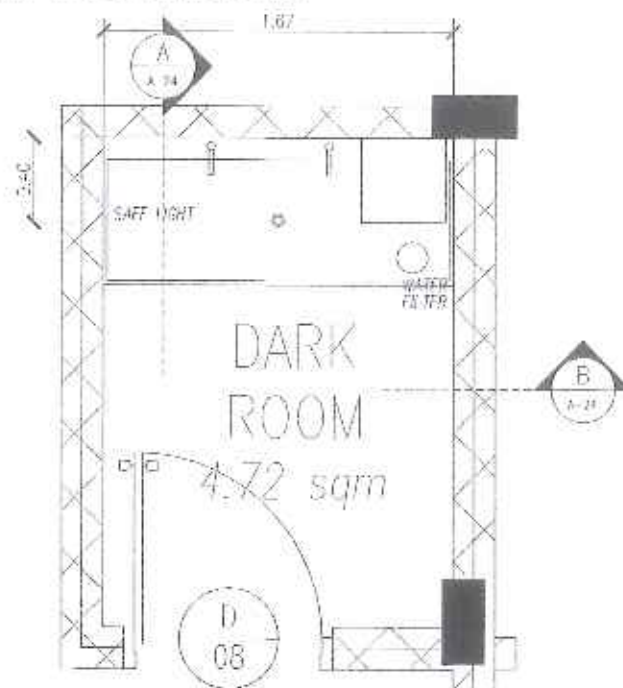
PSYCHOLOGY SCREENING ROOMS INTERVENTION AREA DETAIL A-A



1:50MTS

| | | | | | | | | |
|---|---|---|---|--|--|--|--|--|
| <p>REPUBLIC OF THE PHILIPPINES DEPARTMENT OF HEALTH MARQUELES MENTAL WELLNESS AND GENERAL HOSPITAL P. MARQUELES ST., PORT VICTORIA, MARQUELES ISLAND, SOUTHERN MINDANAO</p> | <p>DESIGNED BY: <i>AR. PAULO V. PAGUIA, UAP</i></p> <p>DRAWN BY: <i>AR. PAULO V. PAGUIA, UAP</i></p> <p>CHECKED BY: <i>AR. PAULO V. PAGUIA, UAP</i></p> <p>DATE SUBMITTED TO EPMU: <i>NOV. 2, 2024</i></p> <p>DATE SUBMITTED TO CMCC: <i>NOV. 2, 2024</i></p> | <p>ARCHITECT: <i>AR. PAULO V. PAGUIA, UAP</i></p> <p>PROJECT NO.: <i>43146</i></p> <p>WPSA No.: <i>28988</i></p> <p>PTR No.: <i>1034524</i></p> <p>Plan: <i>MARQUELES, SOUTHERN MINDANAO</i></p> <p>DATE: <i>NOV. 2, 2024</i></p> <p>DATE: <i>NOV. 2, 2024</i></p> <p>DATE: <i>NOV. 2, 2024</i></p> | <p>REVISIONS:</p> <p>NOTE: <i>Drawings and specifications are the property of the architect and shall remain his/her property and shall not be used for any other project without the written consent of the architect.</i></p> | <p>PROJECT TITLE: TWO - STOREY RADIOLOGY AND PSYCHOLOGY BUILDING</p> <p>LOCATION: MARQUELES MENTAL WELLNESS AND GENERAL HOSPITAL, P. MARQUELES ST., PORT VICTORIA, MARQUELES ISLAND, SOUTHERN MINDANAO</p> | <p>RECOMMENDING APPROVAL: <i>VINCENT A. ISIP</i></p> <p>HOSPITAL OPERATIONS PATIENTS' SAFETY SERVICE</p> | <p>APPROVED BY: <i>MARIA LOURDES L. EVANGELISTA, MD, FPPA</i></p> <p>DEPUTY CHIEF OF CLINICAL SERVICES</p> | <p>SHEET CONTENTS: AS SHOWN</p> | <p>REVISION NO.: 01</p> <p>SHEET NO.: A14.15 of A14.21</p> |
|---|---|---|---|--|--|--|--|--|

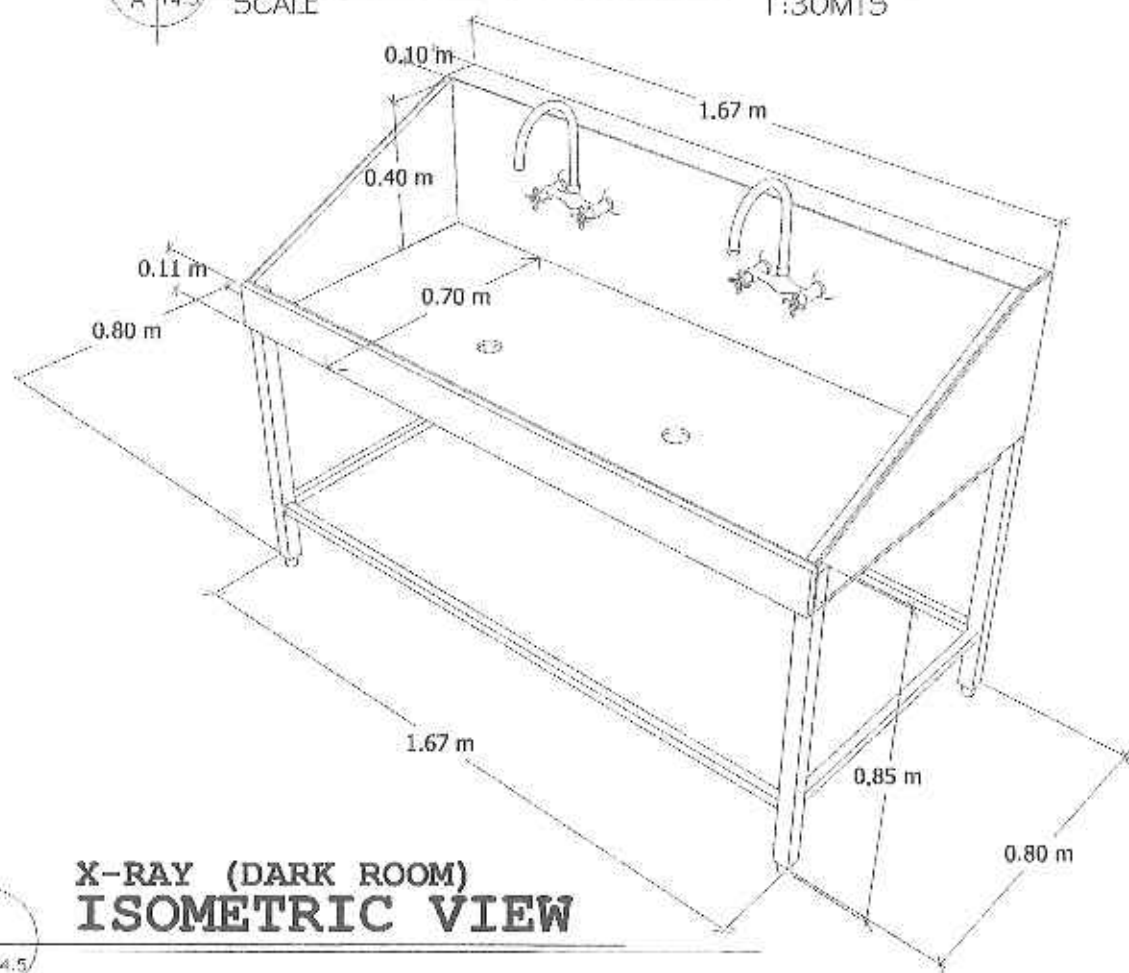
DARK ROOM DETAILS



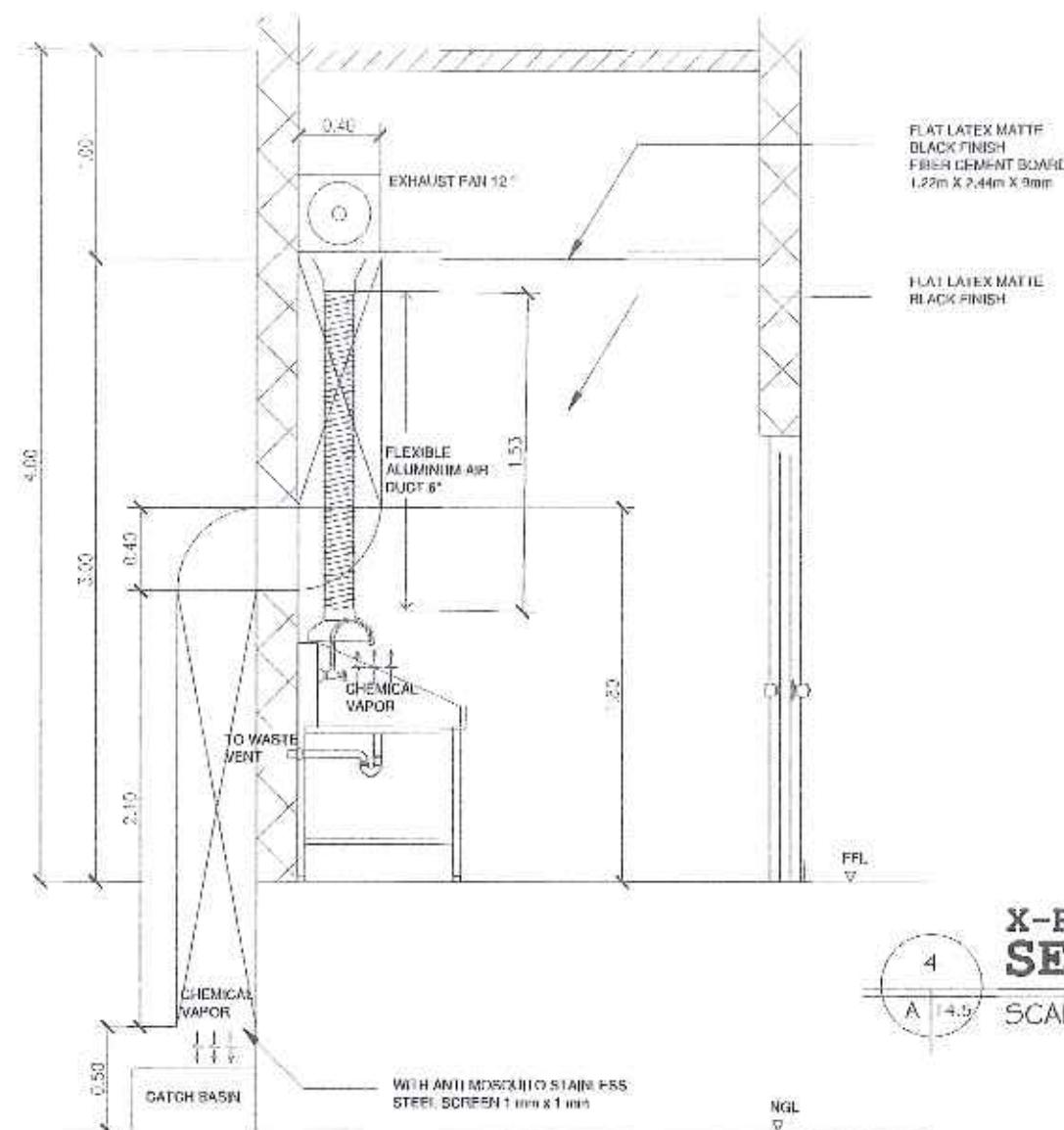
**X-RAY (DARK ROOM)
CT TOILET DETAIL A-A**

SCALE

1:30MTS



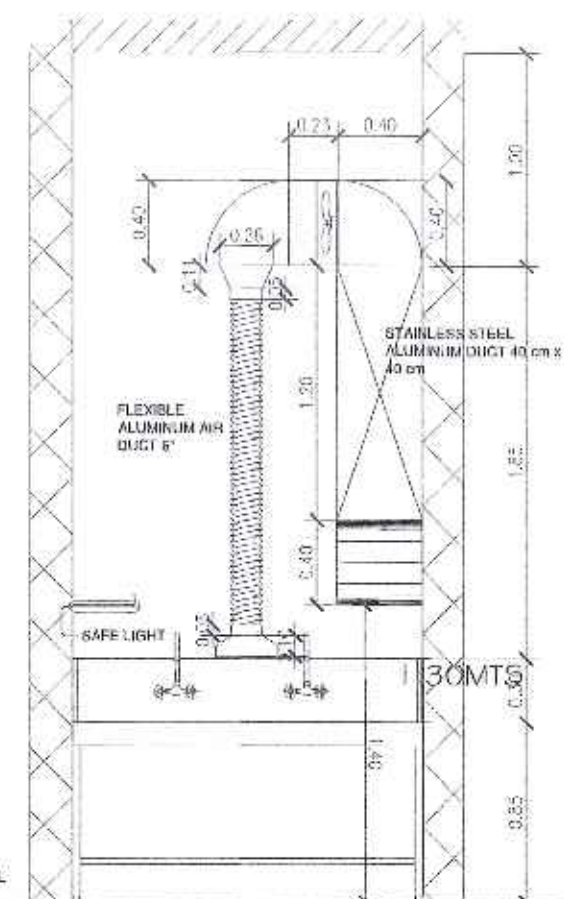
**X-RAY (DARK ROOM)
ISOMETRIC VIEW**



**X-RAY (DARK ROOM)
CT TOILET DETAIL A-A**

SCALE

1:30MTS

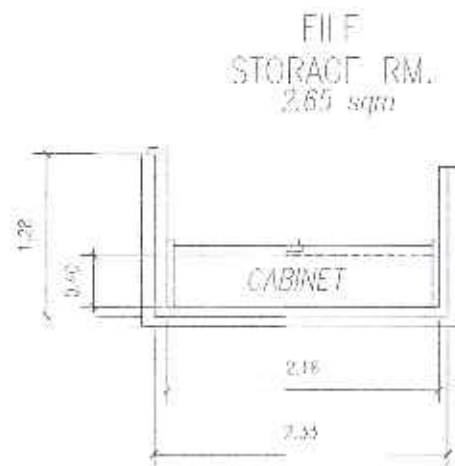


**X-RAY (DARK ROOM)
SECTION THRU B-B**

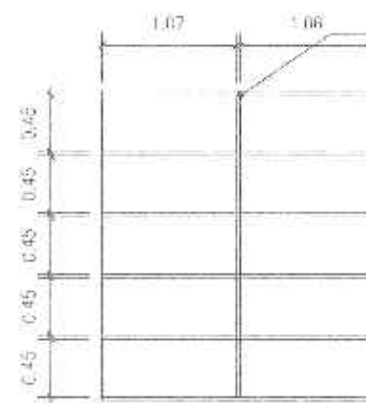
SCALE

1:30MTS

| | | | | | | | |
|---|---|---|---|---|---|--|--|
| <p>DEPARTMENT OF HEALTH MARIKINA CITY GENERAL HOSPITAL PIONEER ST., PIONEER, MARIKINA, BATAAN</p> | <p>DESIGNED BY: <i>[Signature]</i> DRAWN BY: <i>[Signature]</i> CHECKED BY: <i>[Signature]</i> DATE SUBMITTED TO SPMD: <i>[Date]</i> DATE SUBMITTED TO DMG: <i>[Date]</i></p> | <p>ARCHITECT <i>[Signature]</i> MR. PAOLO V. PASUA, UAP REGISTERED ARCHITECT HEALTH CARE DEVELOPMENT UNIT</p> <p>PROJ. REC. No.: 43618 UPDA No.: 37581 FIR No.: 156926 Place: MARIKINA, BATAAN</p> <p>Version: REV. 2, 2024 O.R. No.: 322005 Date: <i>[Date]</i> Date: JAN 26, 2022 IR: 354-003-514-000</p> | <p>NOTES: 1. Develop and coordinate and after initial drawings and plans, the architect shall be responsible for the architectural and engineering design of the building, including the design of the building's structure, systems, and finishes. The architect shall be responsible for the building's design, including the design of the building's structure, systems, and finishes. The architect shall be responsible for the building's design, including the design of the building's structure, systems, and finishes.</p> | <p>PROJECT TITLE TWO - STOREY RADIOLOGY AND PSYCHOLOGY BUILDING</p> <p>LOCATION MARIKINA MENTAL WELLNESS AND GENERAL HOSPITAL PIONEER ST., PIONEER, MARIKINA, BATAAN</p> | <p>RECOMMENDING APPROVAL: <i>[Signature]</i> VINCENT A. ISIP OFFICER IN CHARGE HOSPITAL OPERATION PATIENT SUPPORT SERVICE</p> | <p>APPROVED BY: <i>[Signature]</i> MARIA LOURDES L. EVANGELISTA, MD, FPPA MEDICAL CENTER CHIEF MARIKINA MENTAL WELLNESS AND GENERAL HOSPITAL</p> | <p>SHEET CONTENTS: AS SHOWN</p> <p>REVISION NO.: 01</p> <p>SHEET NO.: A14.16 of A14.21</p> <p>DATE: AUGUST 2, 2022</p> |
|---|---|---|---|---|---|--|--|



FILE CABINET FLOOR PLAN



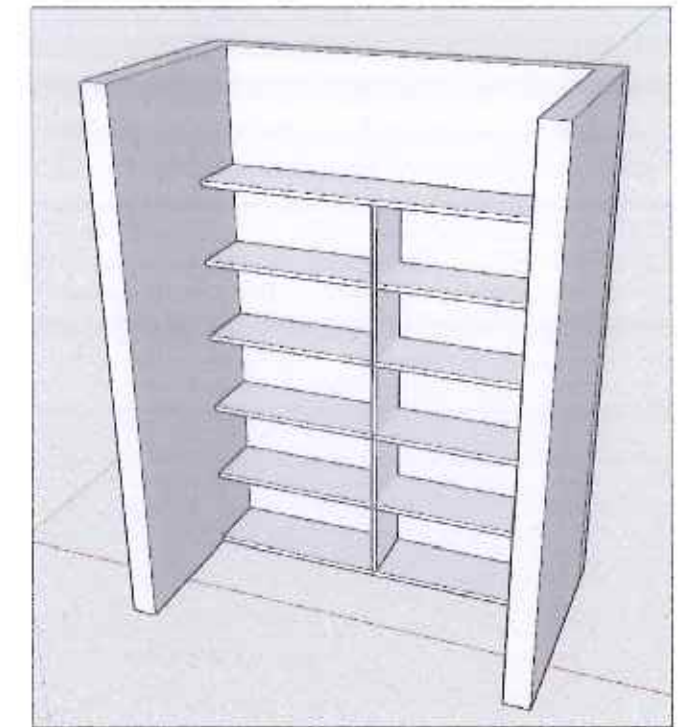
(HEIGHT & LENGTH)

1 MARINE PLYWOOD LAMINATE PAINT FINISH

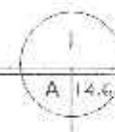


(WIDE)

1 MARINE PLYWOOD LAMINATE PAINT FINISH

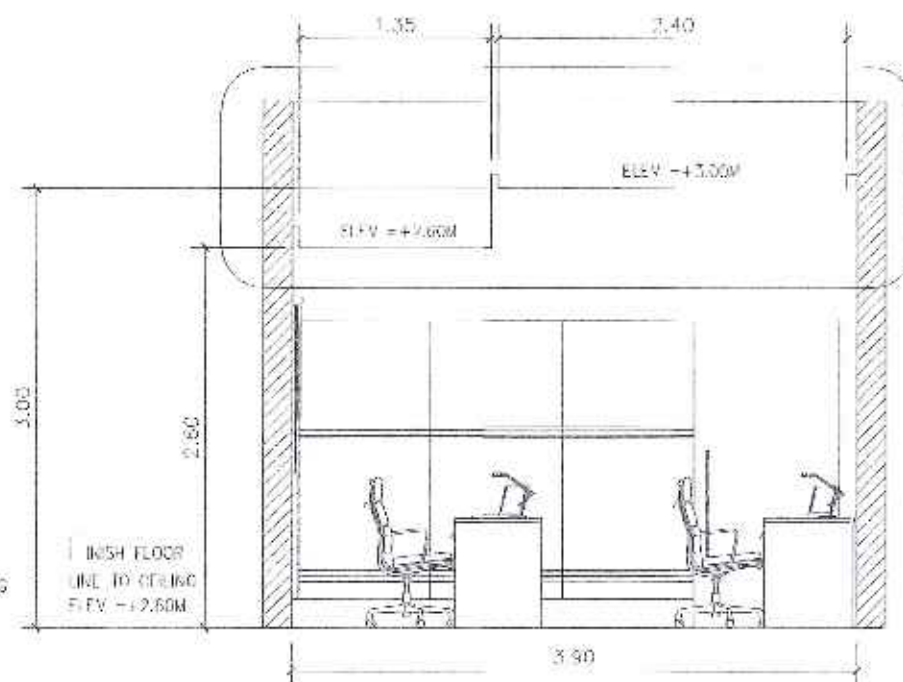


PARTITION DETAILS FILE STORAGE OF RAD OFFICE



SCALE

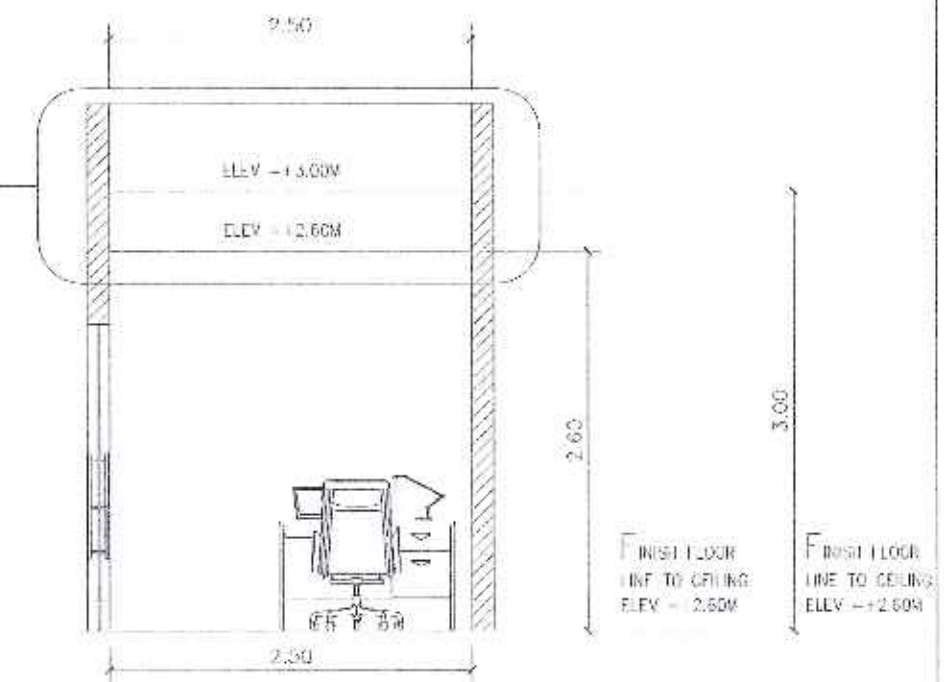
1:30MTS



SECTION THRU A-A



INTERIOR PERSPECTIVE

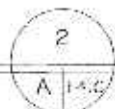


SECTION THRU B-B

CHIEF RADIOLOGIST OFFICE SECTION

SCALE

1:100M



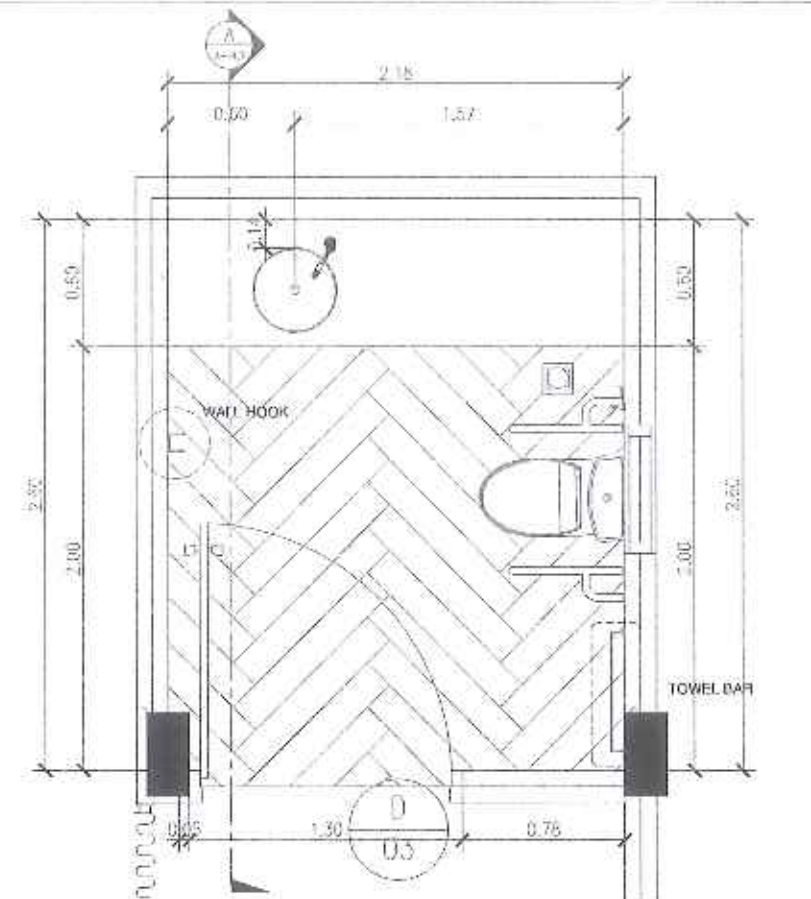
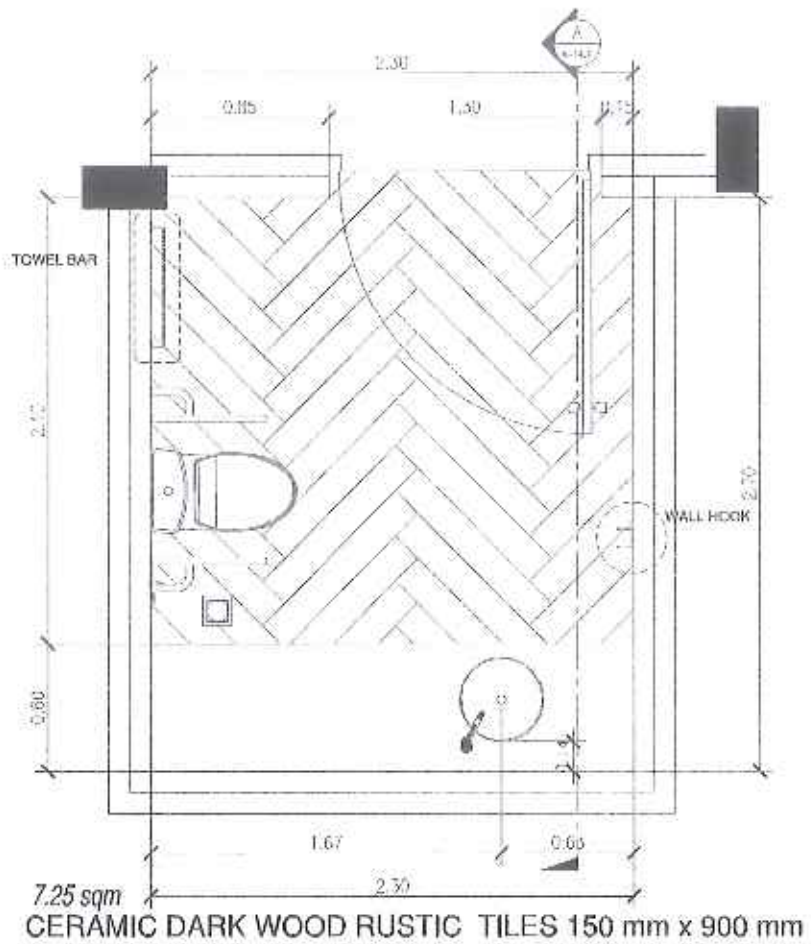
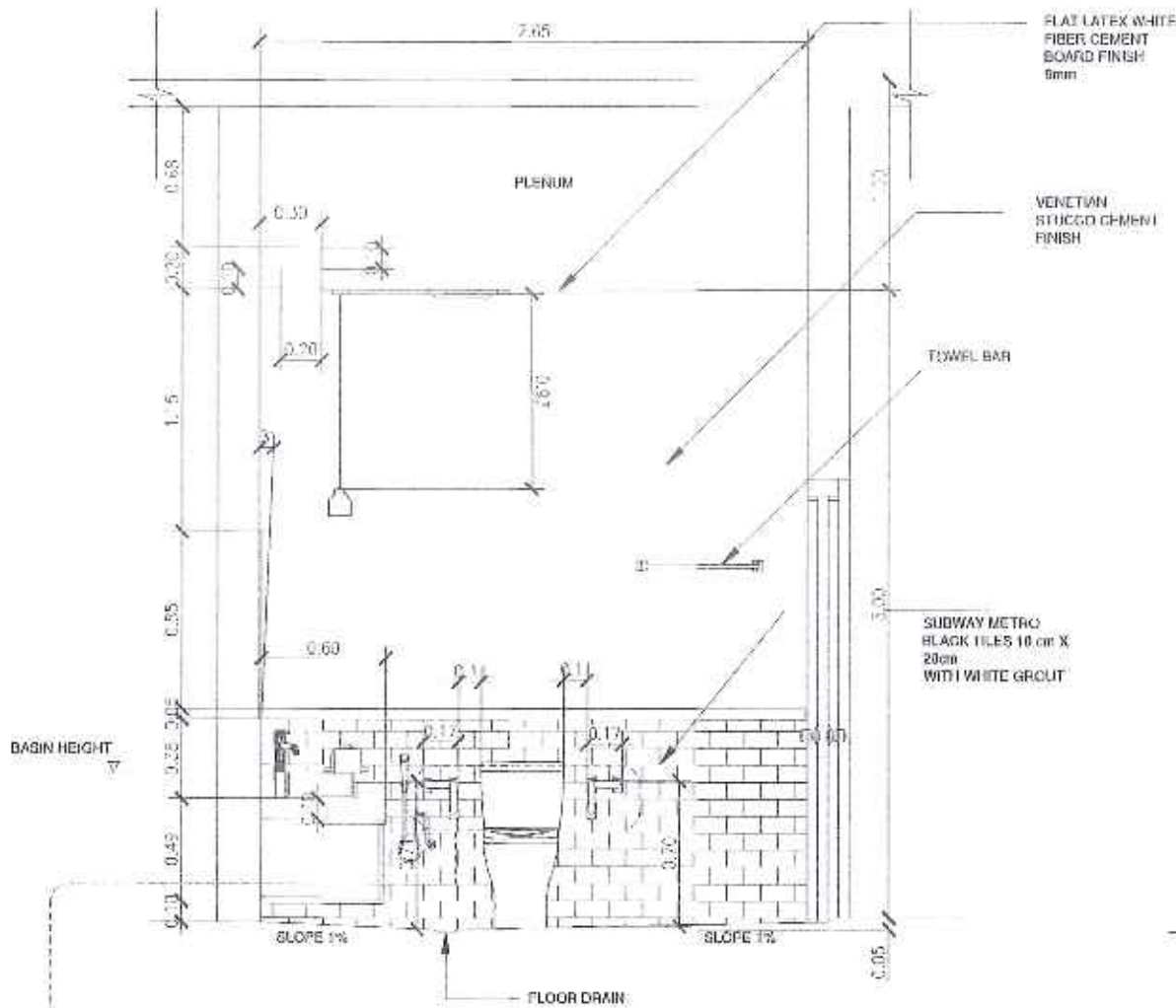
CHIEF RADIOLOGIST OFFICE SECTION

SCALE

1:30MTS

| | | | | | | | |
|---|--|---|---|--|---|--|--|
| <p>REPUBLIC OF THE PHILIPPINES DEPARTMENT OF HEALTH MARIVELES MENTAL, WELLNESS AND GENERAL HOSPITAL FAMKORIST, POPULATION, MARIVELES, BATAN</p> | DESIGNED BY: JONAS GUSTO-A | <p>ARCHITECT</p> <p><i>AR. PAULO V. PAGUIA, UAP</i></p> <p>ADMINISTRATIVE OFFICE HEALTH FACILITY DEVELOPMENT UNIT</p> | <p>PROJECT TITLE</p> <p>TWO - STOREY RADIOLOGY AND PSYCHOLOGY BUILDING</p> | <p>RECOMMENDING APPROVAL:</p> <p><i>VINCENT A. SIRA</i> OFFICER IN CHARGE HOSPITAL OPERATION/PATIENT SUPPORT SERVICE</p> | <p>APPROVED BY:</p> <p><i>MARIA LOURDES L. EVANGELISTA, MD, FPPA</i> MEDICAL CENTER CHIEF II MARIVELES HOSPITAL, MARIVELES, BATAN</p> | <p>SHEET CONTENTS:</p> <p>AS SHOWN</p> | <p>REVISION NO.:</p> <p>01</p> <p>SHEET NO.:</p> <p>A14.17 of A14.21</p> <p>DATE: AUGUST 2, 2022</p> |
| | DRAWN BY: JONAS GUSTO-A | | | | | | |
| | CHECKED BY: JONAS GUSTO-A | | | | | | |
| | DATE SUBMITTED TO CHCC: | | | | | | |
| DATE SUBMITTED TO CHCC: | <p>PHC RES. No.: 43648</p> <p>JAPCA No.: 58486</p> <p>PHC No.: 1094524</p> <p>Plan: MARIELES SATAN</p> | <p>Vol. No.: NOV. 2, 2024</p> <p>OR No.: 309735</p> <p>Doc: JAN. 28, 2022</p> <p>IN: 331-333-214-0022</p> | <p>HA 0000 SECTION 01</p> <p>Design and construction of the building shall be in accordance with the approved plans and specifications. The architect shall be responsible for the design and construction of the building. The architect shall be responsible for the design and construction of the building. The architect shall be responsible for the design and construction of the building.</p> | <p>LOCATION:</p> <p>MARIVELES MENTAL, WELLNESS AND GENERAL HOSPITAL FAMKORIST, POPULATION, MARIVELES, BATAN</p> | | | |


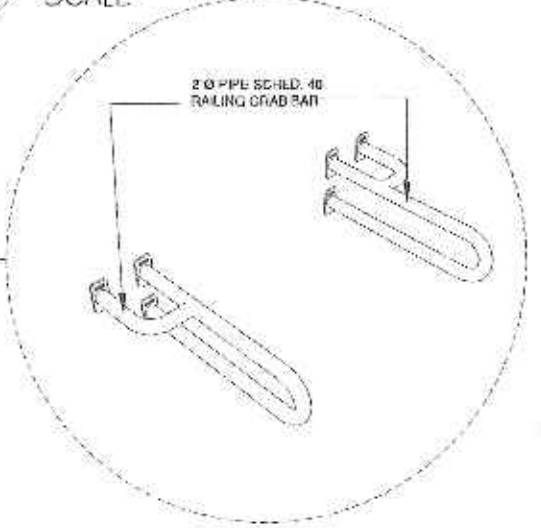
GROUND FLOOR TOILET



2 CT TOILET PLAN A-A SCALE 1:30MTS

3 ULTRA-SOUND TOILET PLAN A-A SCALE 1:30MTS

1 CT TOILET DETAIL A-A SCALE 1:30MTS






PERSPECTIVE


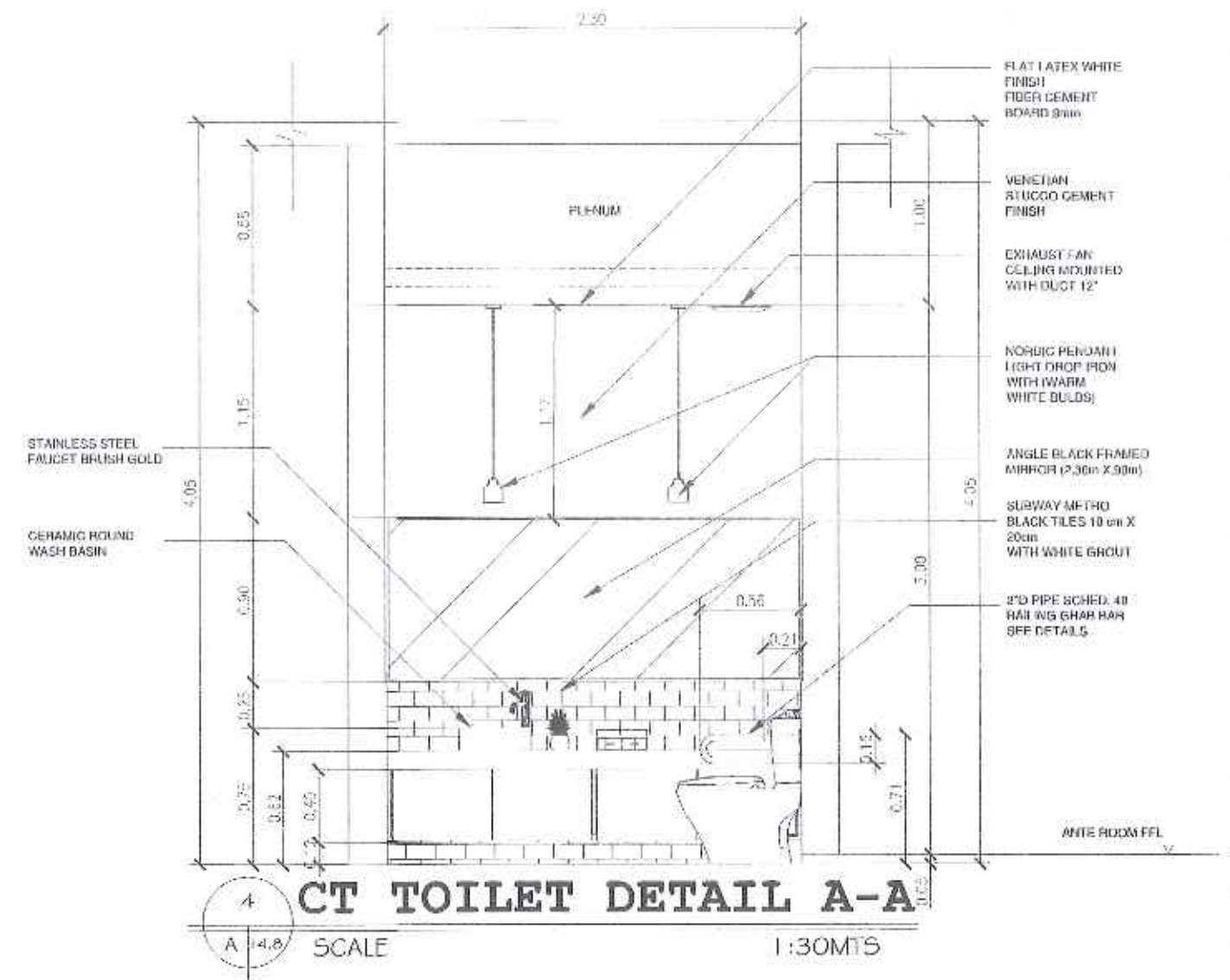


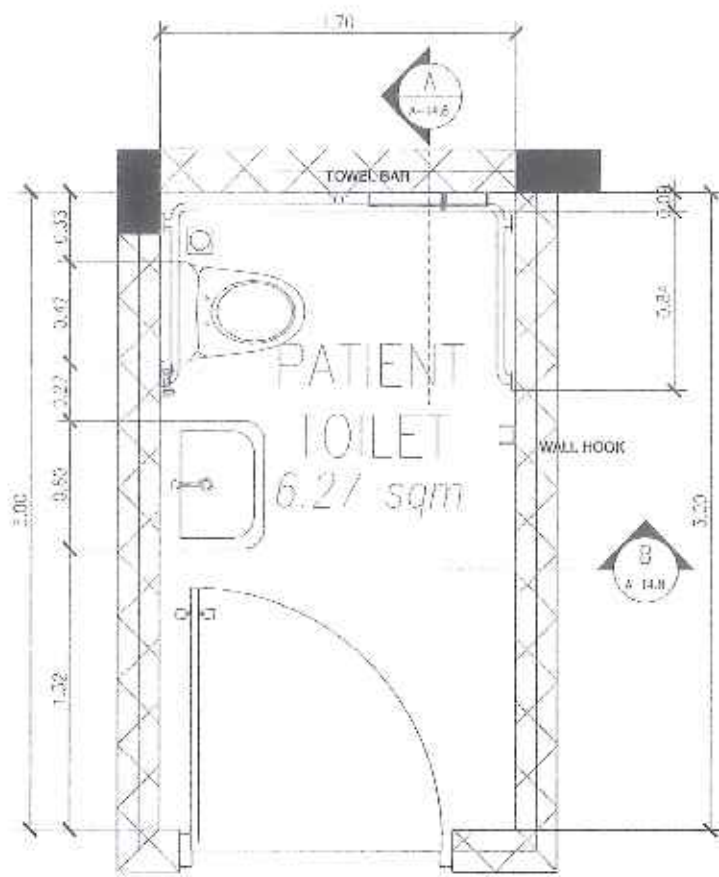
WALL HOOK



TOWEL BAR

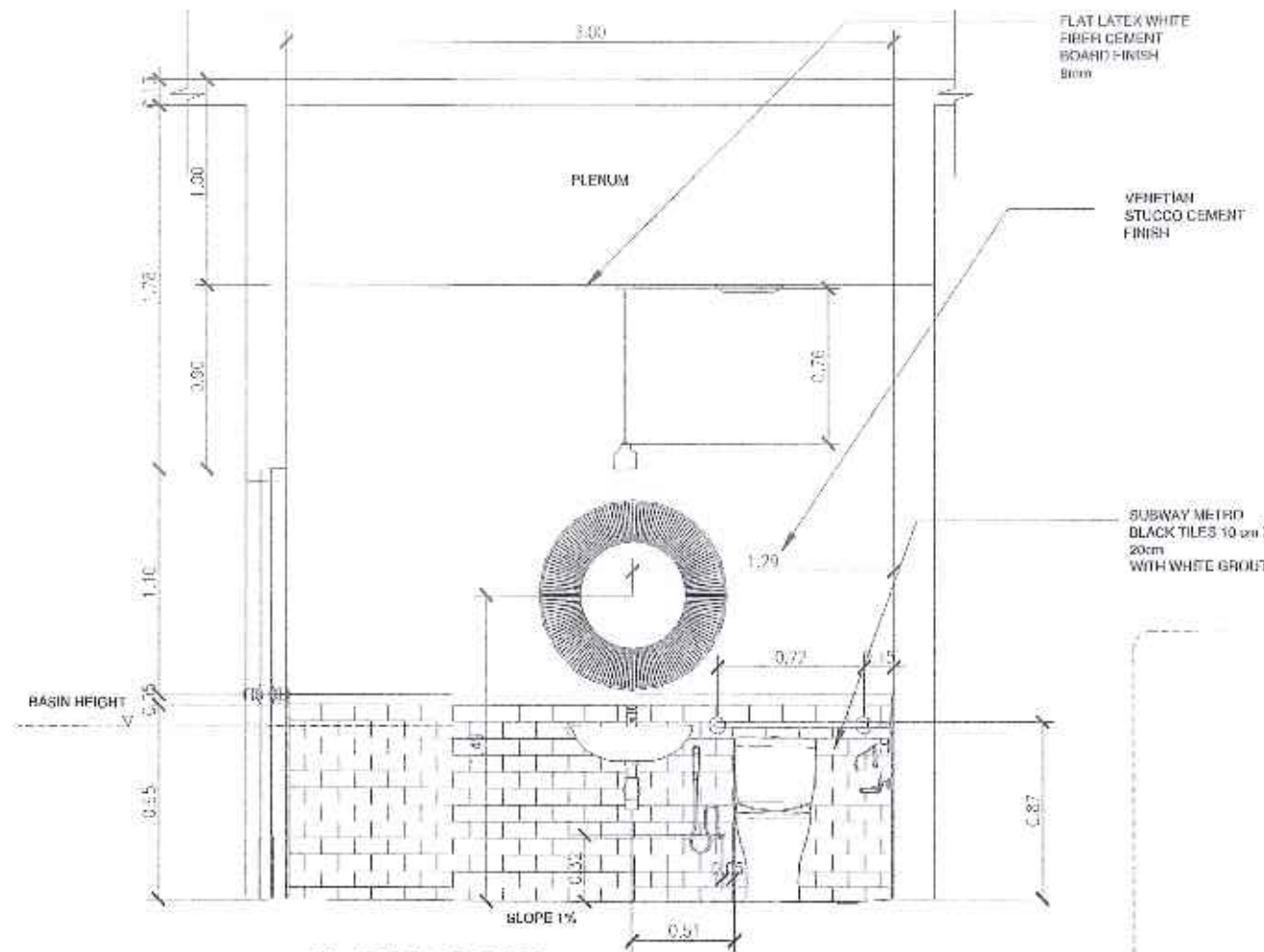
| | | | | | | | | | |
|---|---|---|--|---|--|--|--|-----------------|-------------------|
|   <p>OFFICE OF THE CITY ENGINEER DEPARTMENT OF HEALTH MARIKINA CITY MENTAL WELLNESS AND GENERAL HOSPITAL BANGKAYAN RD., 2ND LATION, MARIKINA CITY, BATAS</p> | DESIGNED BY: JONATHAN LUSTO-AN |  <p>ARCHITECT AR. PAULO V. PAGUIA, UAP ADMINISTRATIVE OFFICE MARICOPA, MARIKINA CITY</p> | RA 5252 SECTION 23 Drawings and specifications and other contract documents shall govern and control the construction of the project. The architect shall be responsible for the design and construction of the project. The contractor shall be responsible for the construction of the project. | NOTES: Written comments on these drawings shall have precedence over verbal comments. Contractors shall verify and be responsible for all dimensions and conditions on the site. The Engineer and the Architect are not responsible for any variations but no dimensions are conditions shown by these drawings. | PROJECT TITLE | RECOMMENDING APPROVAL: | APPROVED BY: | SHEET CONTENTS: | REVISION NO.: |
| | DRAWN BY: AN. WILSONY BACALAN, UAP | | | | TWO - STOREY RADIOLOGY AND PSYCHOLOGY BUILDING | VINCENT A. LUSTO-AN OFFICER IN CHARGE HOSPITAL OBSERVATION/PHYSICIAN SUPPORT SERVICE | MARIA LOURDES L. EVANGELISTA, MD, FPPA MEDICAL CENTER CHIEF II MARICOPA MENTAL WELLNESS AND GENERAL HOSPITAL | AS SHOWN | 01 |
| | CHECKED BY: AN. WILSONY BACALAN, UAP | | | | LOCATION: | | | | SHEET NO.: |
| | DATE SUBMITTED TO EPMU | | | | | | | | A14.18 or A14.21 |
| | DATE SUBMITTED TO CMCO | | | | | | | | DATE: NOV 3, 2024 |
| | PRC REG. No.: 43648 MPC No.: 10699 PTR No.: 10699 Plan: MARICOPA, BATAAN | DATE: NOV 3, 2024 OR No.: 37396 Date: JUN 25, 2022 TN: 351-011-154-0000 | | | | | | | |





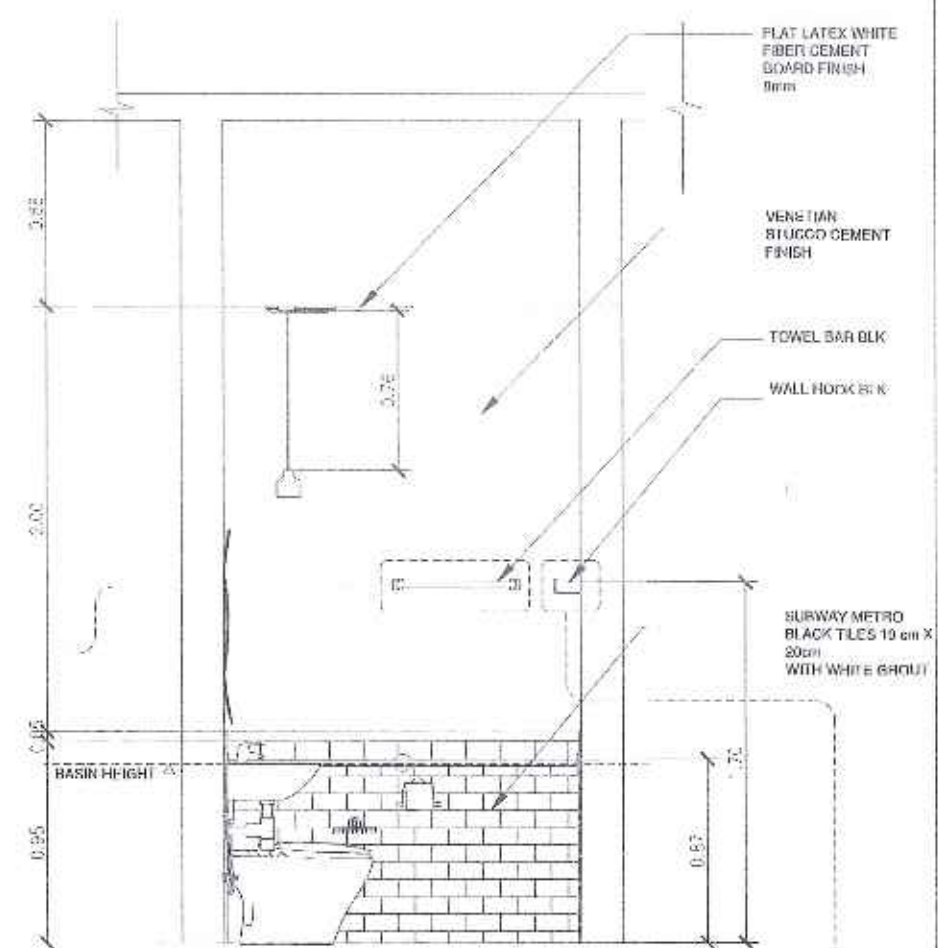
**X-RAY ROOM
TOILET PLAN**

SCALE 1:30MTS



**X-RAY ROOM
TOILET DETAIL A-A**

SCALE 1:30MTS



**X-RAY ROOM
TOILET DETAIL B-B**

SCALE 1:30MTS




PERSPECTIVE
NOTE: ONE URINAL WILL BE INCLUDED IN THIS TOILET ROOM

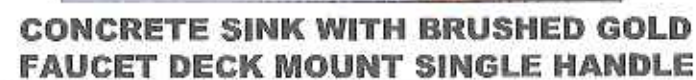


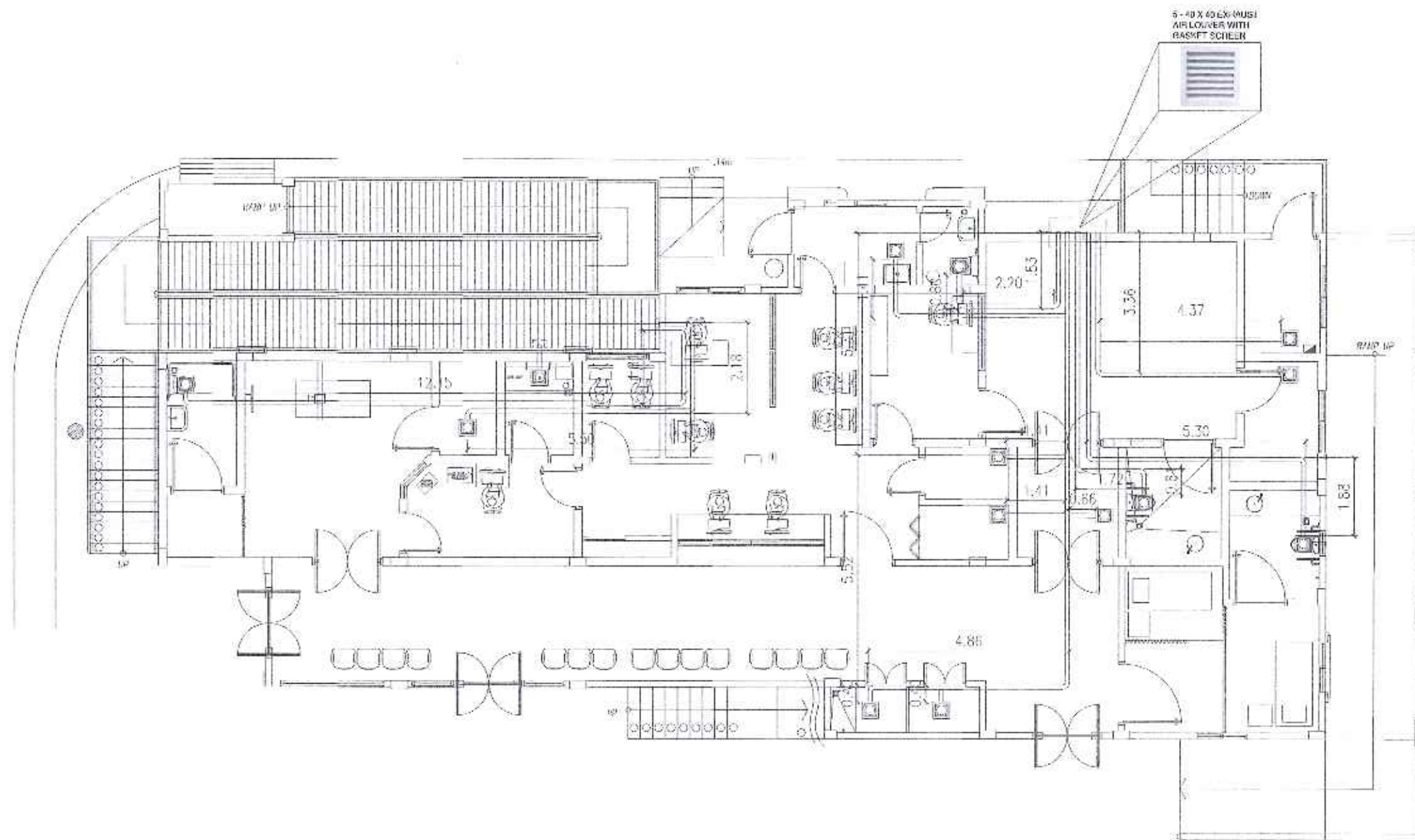
WALL HOOK



TOWEL BAR

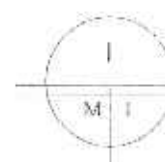
| | | | | | | | |
|---|---|---|--|--|---|--|---|
|  <p>REPUBLIC OF THE PHILIPPINES DEPARTMENT OF HEALTH MARQUELES MENTAL WELLNESS AND GENERAL HOSPITAL PANDOC ST., PORT MINDO, MARQUELES, BATAAN</p> | <p>DESIGNED BY: <u>PAULO V. PAGUIA, UAP</u></p> <p>DRAWN BY: <u>PAULO V. PAGUIA, UAP</u></p> <p>CHECKED BY: <u>PAULO V. PAGUIA, UAP</u></p> <p>DATE SUBMITTED TO ERU: <u>NOV. 2, 2024</u></p> <p>DATE SUBMITTED TO DWG: <u>NOV. 2, 2024</u></p> | <p>ARCHITECT: <u>PAULO V. PAGUIA, UAP</u></p> <p>REGISTERED ARCHITECT HEALTHCARE DOCUMENT UNIT</p> <p>PROJ. NO.: <u>4365</u></p> <p>INPG. NO.: <u>2024</u></p> <p>PERM. NO.: <u>109354</u></p> <p>Place: <u>MARQUELES, BATAAN</u></p> <p>DATE: <u>NOV. 2, 2024</u></p> <p>TITLE: <u>3D-3D-3D-3D</u></p> | <p>PROJECT TITLE: TWO - STOREY RADIOLOGY AND PSYCHOLOGY BUILDING</p> <p>LOCATION: <u>GENERAL HOSPITAL MARQUELES AND GENERAL HOSPITAL MARQUELES ST., PORT MINDO, MARQUELES, BATAAN</u></p> | <p>RECOMMENDING APPROVAL: <u>VINCENT A. TSM</u></p> <p>OFFICIAL IN CHARGE HOSPITAL OPERATION PATIENT SUPPORT SERVICE</p> | <p>APPROVED BY: <u>MARIA LOURDES L. EVANGELISTA, MD, FPPA</u></p> <p>MD, FPPA, D. S. M. C. H. II MARQUELES MENTAL WELLNESS AND GENERAL HOSPITAL</p> | <p>SHEET CONTENTS: AS SHOWN</p> | <p>REVISION NO.: 01</p> <p>SHEET NO.: A14.20 of A14.21</p> <p>DATE: <u>NOV. 2, 2024</u></p> |
|---|---|---|--|--|---|--|---|

[illegible]



LEGEND

| SYMBOL | ACTUAL IMAGE | DESCRIPTION |
|--------|--------------|--|
| | | 40 X 40 CEILING EXHAUST FAN |
| | | 40 X 40 EXHAUST AIR LOUVER WITH GASKET SCREEN |
| | | PVC FLEXIBLE DUCT 12 INCH PVC FLEXIBLE AIR VENTILATION DUCT |
| | | HOOD WALL VENT W/ SPRING-LOADED DAMPER, GASKET, SCREEN EXTENDED TO THE GROUND WITH 1 STAINLESS STEEL SHEET |



GROUND FLOOR VENT LAYOUT

SCALE

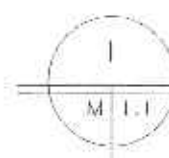
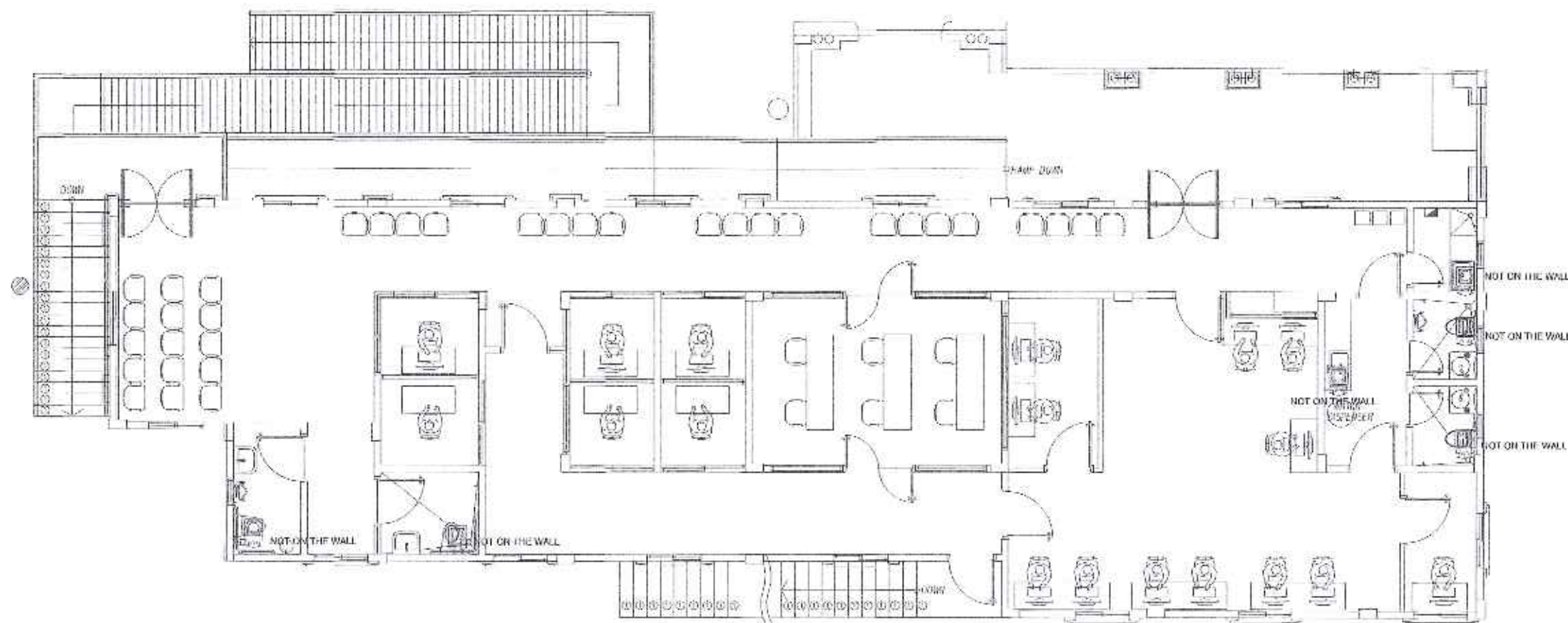
1:100 MTS



| | | | | | | |
|---|--|--|---|---|-----------------------------|---|
| DESIGNED BY: ARCHITECT AR. PAULO V. PAQUIA, UAP REGISTERED ARCHITECT REGISTERED DEVELOPER | ENGINEER RA 5243 SECTION 33 DRAWING AND SPECIFICATION AND OTHER MATERIALS TO BE USED SHOWN OR REFERRED TO IN DRAWING, OR THE MATERIALS AND DIMENSIONS OF THE BUILDING, SHALL BE THE RESPONSIBILITY OF THE ENGINEER. THE ENGINEER SHALL BE RESPONSIBLE FOR THE DESIGN AND CONSTRUCTION OF THE BUILDING AND THE INSTALLATION OF THE EQUIPMENT. | PROJECT TITLE TWO - STOREY RADIOLOGY AND PSYCHOLOGY BUILDING | RECOMMENDING APPROVAL: VINCENT A. ISIP OFFICER IN CHARGE HOSPITAL OUTPATIENT SUPPORT SERVICE | APPROVED BY: MARIA LOURDES L. EVANGELISTA, MD, FPPA MEDICAL CENTER CHIEF II MARIVELES MENTAL WELLNESS AND GENERAL HOSPITAL | SHEET CONTENTS: AS SHOWN | REVISION NO.: 00 SHEET NO.: M01, M02 |
| DRAWN BY: AN. AVELINO Y. BELLOSO, UAP | DATE SUBMITTED TO EPMU: DATE SUBMITTED TO OMCO: | LOCATION: MARIVELES MENTAL WELLNESS AND GENERAL HOSPITAL PACIFIC ST., FORALAN, MARIVELES, BATANGAS | | | | |

LEGEND

| SYMBOL | ACTUAL IMAGE | DESCRIPTION |
|--------|--------------|---|
| | | 40 X 40 CEILING EXHAUST FAN |
| | | 40 X 40 EXHAUST AIR LOUVER WITH BASKET SCREEN |
| | | PVC FLEXIBLE DUCT 12 INCH PVC FLEXIBLE AIR VENTILATION DUCT |
| | | VENT THRU ROOF WITH STAINLESS STEEL COVER / HOOD |

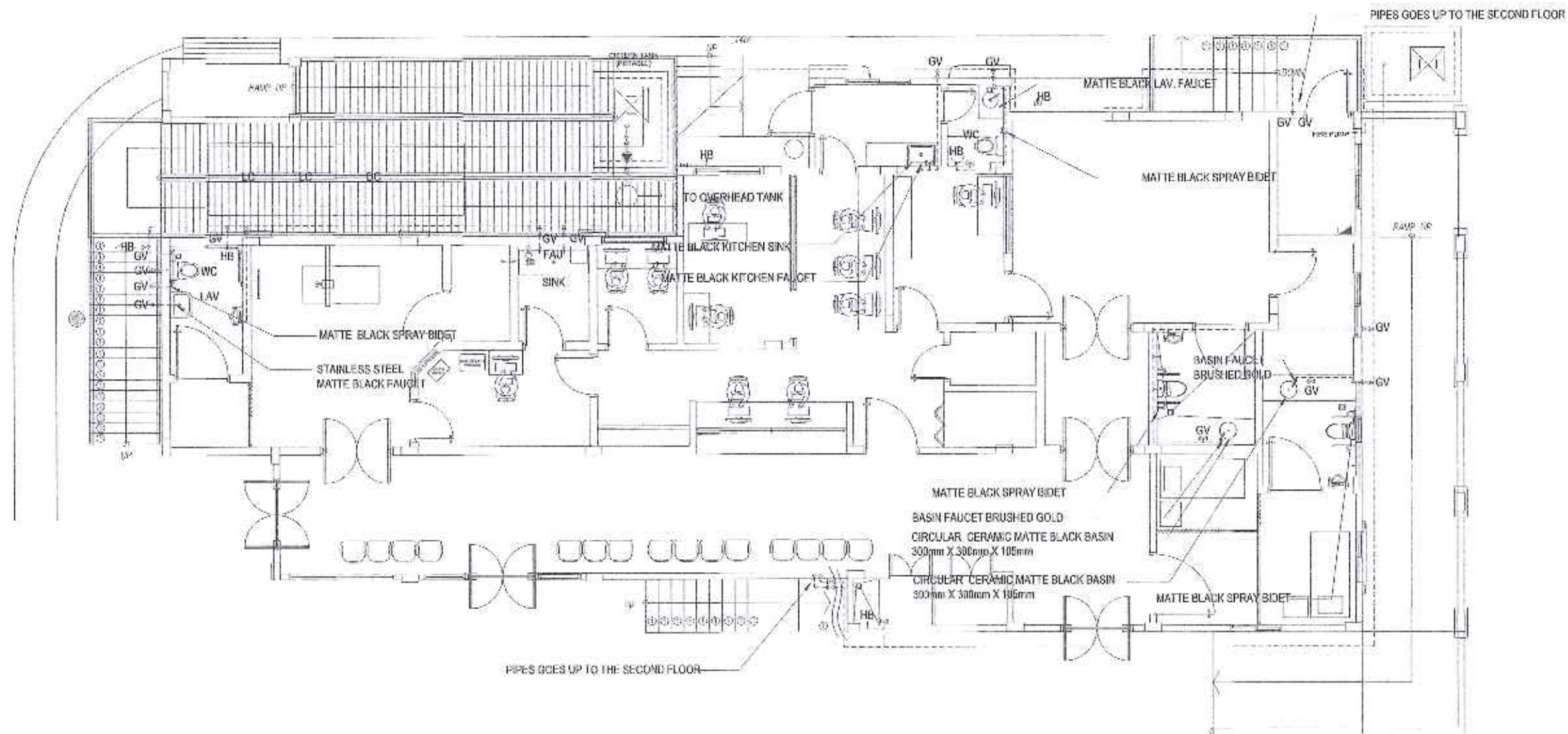


SECOND FLOOR VENT LAYOUT

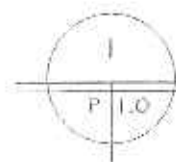
SCALE

1:100 MTS

| | | | | | | |
|---|---|--|---|---|-------------------------------------|--|
| <p>REPUBLIC OF THE PHILIPPINES DEPARTMENT OF HEALTH MANILA GENERAL HOSPITAL PARRON ST., PASADEN, MANILA</p> | DESIGNED BY: ARCHITECT: ENGINEER: | <p>PROJECT TITLE TWO - STOREY RADIOLOGY AND PSYCHOLOGY BUILDING</p> <p>LOCATION: MANILA GENERAL HOSPITAL AND GENERAL HOSPITAL PARRON ST., PASADEN, MANILA</p> | <p>RECOMMENDING APPROVAL VINCENT A. ISTIP OFFICER IN CHARGE HOSPITAL OPERATIONS (ADMIN. DIVISION SERVICE)</p> | <p>APPROVED BY: MARIA LOURDES L. EVANGELISTA, MD, FPPA MEDICAL CENTER CHIEF II MANILA GENERAL HOSPITAL AND GENERAL HOSPITAL</p> | <p>SHEET CONTENTS: AS SHOWN</p> | <p>REVISION NO.: 00 SHEET NO.: M02 of M02 DATE: AUGUST 1, 2022</p> |
| | <p>DATE SUBMITTED TO EPMU: DATE SUBMITTED TO OWO:</p> | | | | | |



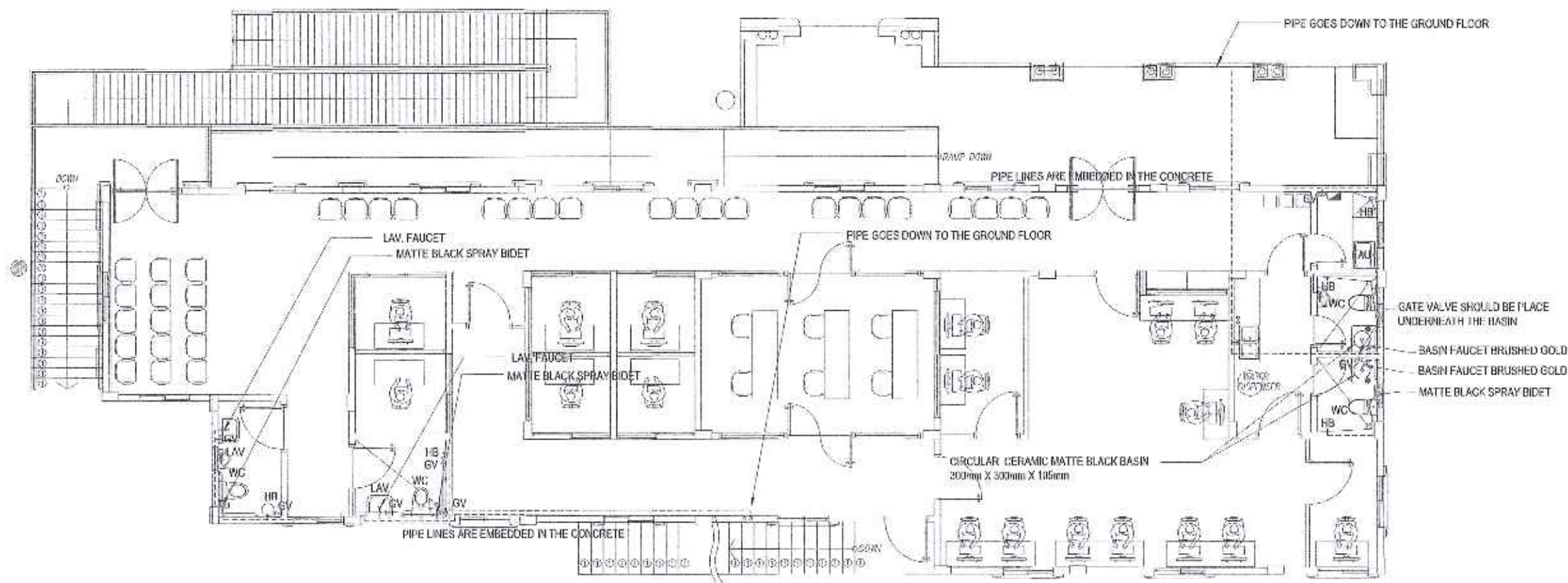
GROUND FLOOR WATER LINE LAYOUT



SCALE

1 : 100 MTS

| | | | | | | | | | | | | | |
|--|------------------------|--------------------------------|------------------------|---|------------------------|--|------------------------|-------|---|---|---|-----------------|-------------------|
| <p>REPUBLIC OF THE PHILIPPINES DEPARTMENT OF HEALTH MARIVELES MENTAL WELLNESS AND GENERAL HOSPITAL P. MARQUEZ ST., P. MARQUEZ, MARIVELES, PANGASINAN</p> | DESIGNED BY: | JOHN M. GUSTO - AIA | ARCHITECT: | AR. PAULO V. PAGUA, IAP MARIVELES MENTAL WELLNESS AND GENERAL HOSPITAL | ENGINEER: | | IA 2000 SECTION 33: | NOTE: | PROJECT TITLE: | RECOMMENDING APPROVAL: | APPROVED BY: | SHEET CONTENTS: | REVISION NO.: |
| | DRAWN BY: | AR. ADELINA V. DELA ROSA - IAP | CHECKED BY: | AR. PAULO V. PAGUA, IAP | DATE SUBMITTED TO DTW: | | DATE SUBMITTED TO SMC: | | TWO - STOREY RADIOLOGY AND PSYCHOLOGY BUILDING | VINCENT A. ISIP OFFICER IN CHARGE HOSPITAL OPERATIONS / IN-CHARGE SUPPORT SERVICE | MARIA LOURDES L. EVANGELISTA, MD, FPPA MEDICAL CENTER CHIEF II MARIVELES MENTAL WELLNESS AND GENERAL HOSPITAL | AS SHOWN | 00 |
| | DATE SUBMITTED TO DTW: | | DATE SUBMITTED TO SMC: | | | | | | LOCATION: | | | | SHEET NO.: |
| | DATE SUBMITTED TO DTW: | | DATE SUBMITTED TO SMC: | | | | | | MARIVELES MENTAL WELLNESS AND GENERAL HOSPITAL P. MARQUEZ ST., P. MARQUEZ, MARIVELES, PANGASINAN | | | | P01 of P08 |
| | DATE SUBMITTED TO DTW: | | DATE SUBMITTED TO SMC: | | | | | | | | | | DATE: AUGUST 2020 |



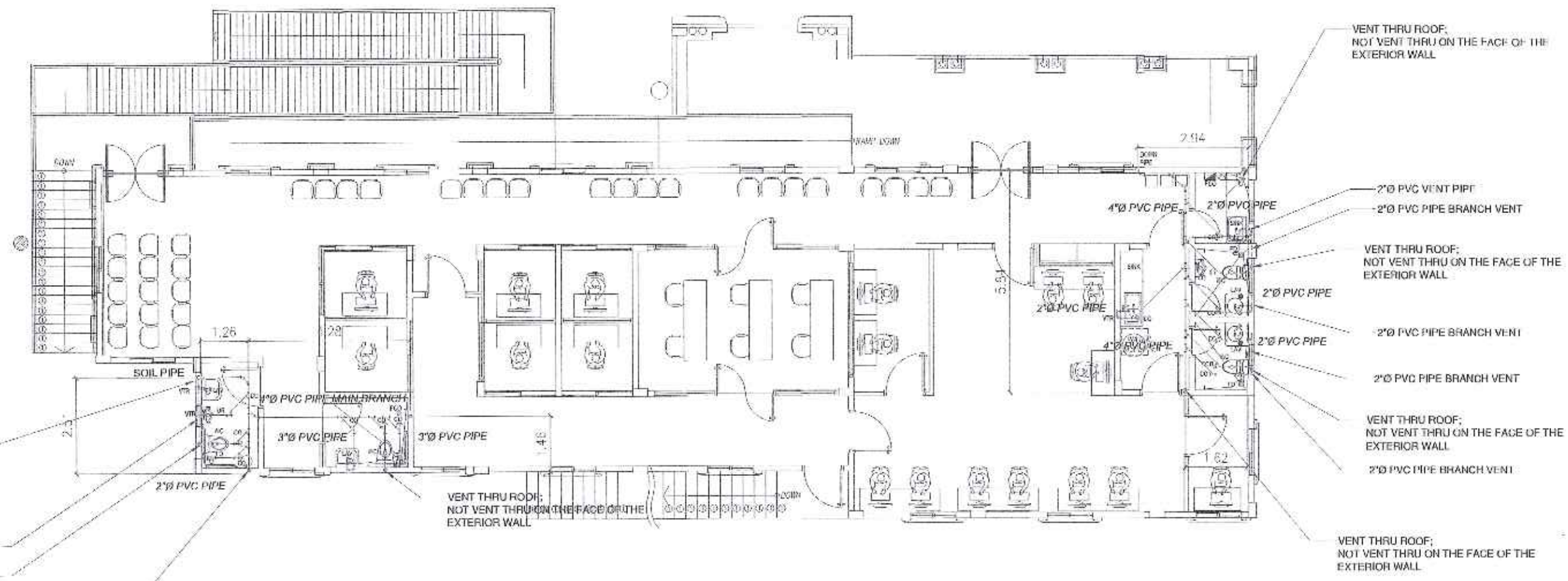
SECOND FLOOR WATER LINE LAYOUT

SCALE


1:100 MTS

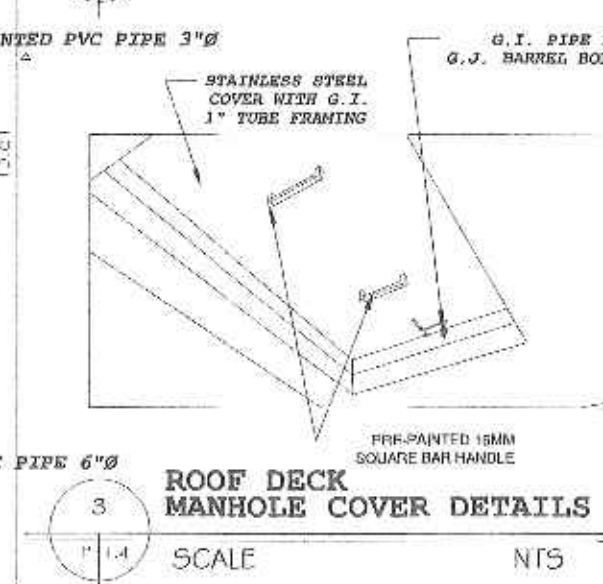
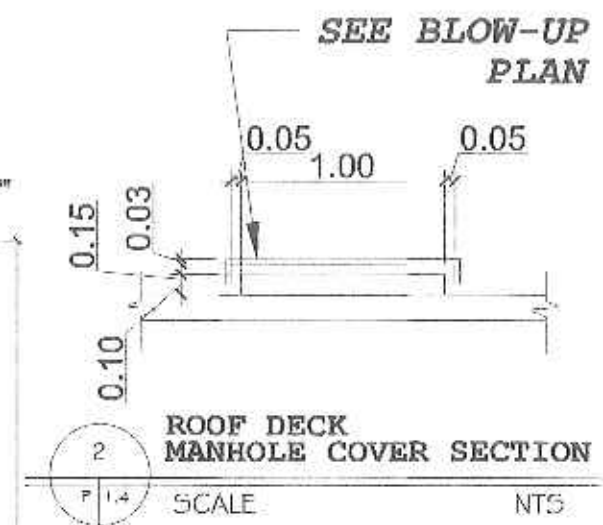
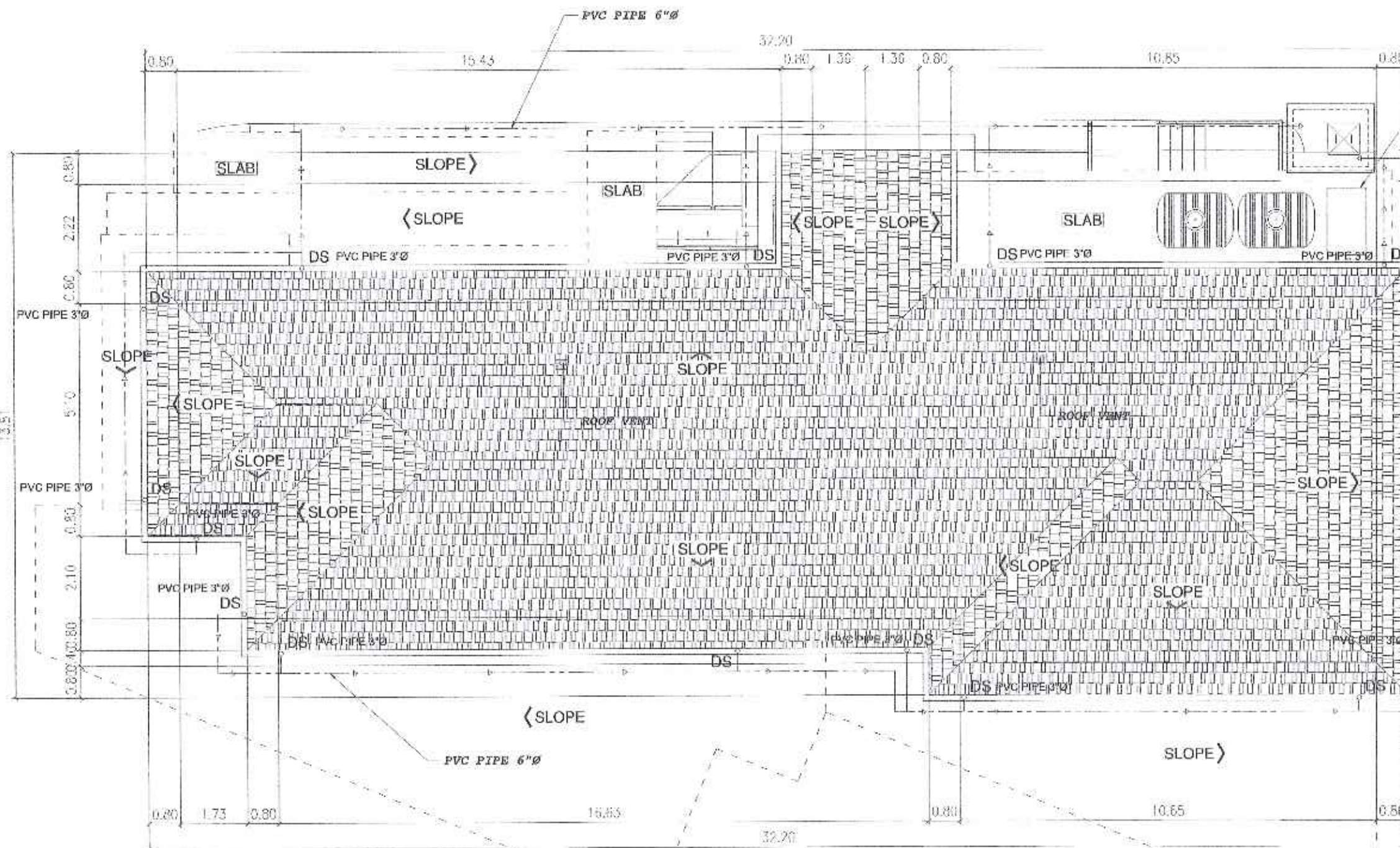


| | | | | | | | | |
|--|---------------------------------------|-----------------------------------|---|--|---|---|-----------------------------|------------------------|
| DESIGNED BY: JOSUE GUSTAVO AM | ARCHITECT: AR PABLO V. PAGUIA, UAP | ENGINEER: [Signature] | BA AND SECTION 31 Drawings and specifications and other related documents shall comply with the latest editions of the Philippine Mechanical Code and other applicable codes and standards. The engineer shall be responsible for the design and construction of the water supply system, including the installation of the water meter and the water supply line to the building. The engineer shall also be responsible for the design and construction of the water supply system, including the installation of the water meter and the water supply line to the building. | PROJECT TITLE: TWO - STOREY RADIOLOGY AND PSYCHOLOGY BUILDING | RECOMMENDING APPROVAL: VINCENT A. ISIP OFFICER IN CHARGE HOSPITAL OPERATIONS/PATIENT SUPPORT SERVICE | APPROVED BY: MARIA LOURDES L. EVANGELISTA, MD, FPPA MEDICAL CENTER CHIEF II MARIVELES MENTAL WELLNESS AND GENERAL HOSPITAL | SHEET CONTENTS: AS SHOWN | REVISION NO.: 00 |
| CHECKED BY: AR PABLO V. PAGUIA, UAP | DATE SUBMITTED TO EPWC: [Date] | DATE SUBMITTED TO DWCC: [Date] | DATE SUBMITTED TO DWCC: [Date] | LOCATION: MARIVELES MENTAL WELLNESS AND GENERAL HOSPITAL P. 000000 ST., P. 000000, MARIVELES, BATAAN | | | | SHEET NO.: P02, P08 |

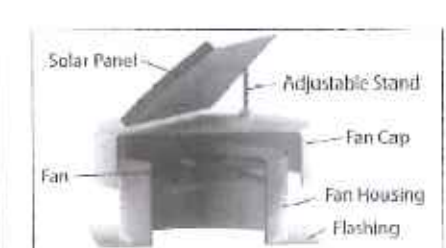



**SECOND FLOOR
SEWER LINE LAYOUT**
 SCALE 1:100 MTS

| | | | | | | | | | | |
|--|--------------------|-------------------------|---|-----------|--------------------|---|---|---|-----------------|---------------|
|  DEPARTMENT OF HEALTH MARIKINA CITY AND GENERAL HOSPITAL (MARIKINA CITY, PAVILION, MARIKINA CITY) | DESIGNED BY: | PROJECT NO. 100-100-100 | ARCHITECT: | ENGINEER: | DATE SUBMITTED TO: | PROJECT TITLE: | RECOMMENDING APPROVAL: | APPROVED BY: | SHEET CONTENTS: | REVISION NO.: |
| | DRAWN BY: | | <i>Paraliti</i> AT. PABLO V. PAGUIA, UAP | | | TWO - STOREY RADIOLOGY AND PSYCHOLOGY BUILDING | <i>Vincent A. Isif</i> VINCENT A. ISIF OFFICER IN CHARGE HOSPITAL OPERATIONS PATIENT SUPPORT SERVICE | <i>Maria Lourdes L. Evangelista</i> MARIA LOURDES L. EVANGELISTA, MD, FPPA MEDICAL CENTER CHIEF II HOSPITAL OPERATIONS PATIENT SUPPORT SERVICE | AS SHOWN | 00 |
| | CHECKED BY: | | | | | | | | | SHEET NO.: |
| | DATE SUBMITTED TO: | | | | | | | | | P04 of P08 |
| | DATE SUBMITTED TO: | | | | | | | | | |

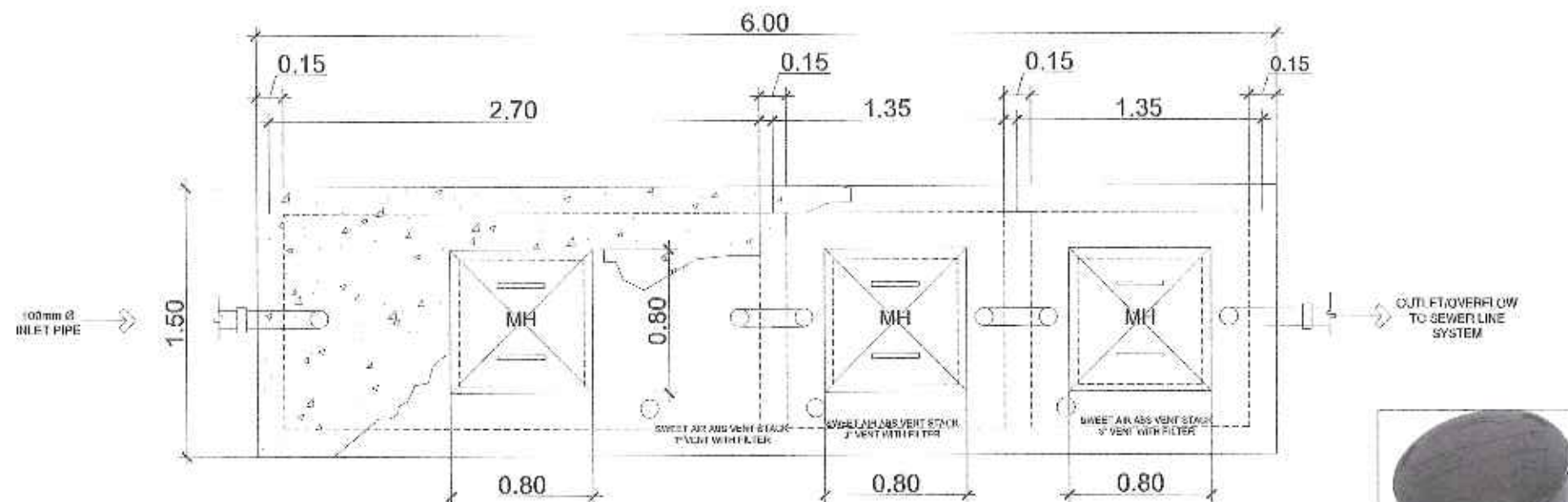


SOLAR ROOF VENT

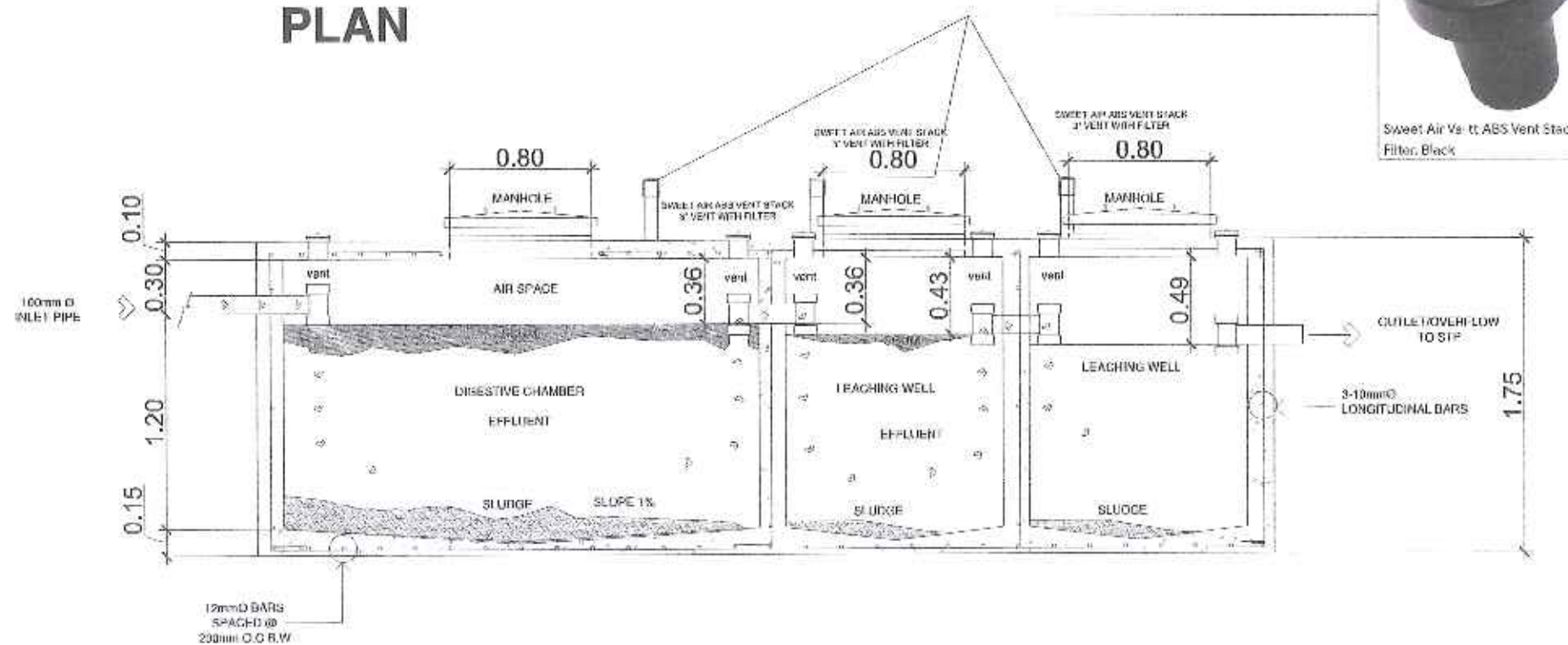


STORM DRAINAGE PLAN SCALE 1:100 MTS

| | | | | | | | | | |
|--|---|---|------------------------------|---|---|--|---|--|--|
| <p>REPUBLIC OF THE PHILIPPINES DEPARTMENT OF HEALTH MARIVELES MENTAL WELLNESS AND GENERAL HOSPITAL MARIVELES, PANGASINAN, MARIVELES, BAYAN</p> | <p>DESIGNED BY: _____</p> <p>DRAWN BY: _____</p> <p>CHECKED BY: _____</p> <p>DATE SUBMITTED TO RSM: _____</p> <p>DATE SUBMITTED TO CHIEF: _____</p> | <p>ARCHITECT</p> <p><i>Paguya</i></p> <p>DR. PAMLO V. PAGUYA, UAP</p> <p>CONSULTANT ARCHITECT</p> | <p>ENGINEER</p> <p>_____</p> | <p>RA 5249 SECTION 23</p> <p>NOTES:</p> <p>1. This plan shows the location and extent of the storm drainage system for the building.</p> <p>2. The system is designed to handle a maximum rainfall of 100 mm per hour.</p> <p>3. The system is designed to handle a maximum flow rate of 10 LPS.</p> <p>4. The system is designed to handle a maximum head of 10 m.</p> | <p>PROJECT TITLE</p> <p>TWO - STOREY RADIOLOGY AND PSYCHOLOGY BUILDING</p> <p>LOCATION:</p> <p>MARIVELES MENTAL WELLNESS AND GENERAL HOSPITAL PANGASINAN, PANGASINAN, MARIVELES, BAYAN</p> | <p>RECOMMENDING APPROVAL</p> <p><i>Vincent A. Istip</i></p> <p>VINCENT A. ISTIP OFFICER IN CHARGE HOSPITAL OPERATION AND SUPPORT SERVICE</p> | <p>APPROVED BY:</p> <p><i>Maria Lourdes L. Evangelista</i></p> <p>MARIA LOURDES L. EVANGELISTA, MD, FPPA REGIONAL CENTER CHIEF MARIVELES MENTAL WELLNESS AND GENERAL HOSPITAL</p> | <p>SHEET CONTENTS:</p> <p>AS SHOWN</p> | <p>REVISION NO.: 00</p> <p>SHEET NO.: P05 of P08</p> |
|--|---|---|------------------------------|---|---|--|---|--|--|



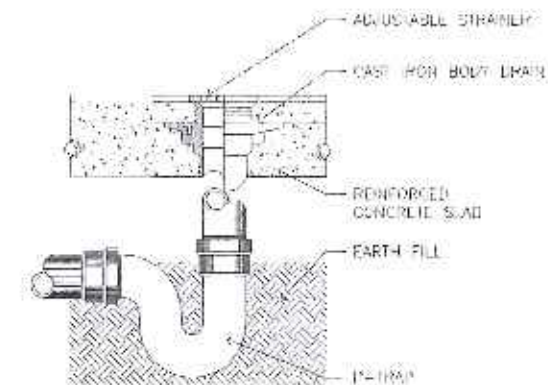
PLAN



SECTIONS

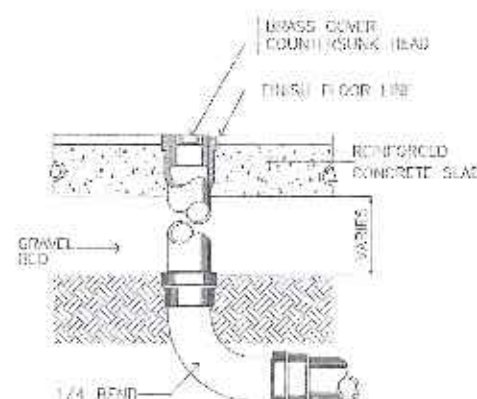
SEPTIC TANK DETAILS

P 1.5 SCALE 1:40mts



FLOOR DRAIN DETAILS

2
P 1.5 SCALE NTS



FLOOR CLEAN-OUT DETAILS

3
P 1.5 SCALE NTS

| | | | | | | | | |
|---|---|--|--|--|---|--|-------------------------------------|--|
| <p>DEPARTMENT OF HEALTH MARIKINA CITY GENERAL HOSPITAL MARICORAN ST., MARICORAN, MARIKINA, BATAAN</p> | <p>DESIGNED BY: JEROME GUSTO, AIA DRAWN BY: JEROME GUSTO, AIA CHECKED BY: JEROME GUSTO, AIA DATE SUBMITTED TO OWNER: 08/01/2023 DATE SUBMITTED TO OWNER: 08/01/2023</p> | <p>ARCHITECT AR. PAULO V. PAGUIA, UAP REGISTERED ARCHITECT MARICORAN, BATAAN</p> | <p>ENGINEER RA 1228 SECTION 32 NOTE: The design and specifications are based on the latest standards and codes of practice. The engineer is not responsible for the construction of the project.</p> | <p>PROJECT TITLE TWO - STOREY RADIOLOGY AND PSYCHOLOGY BUILDING LOCATION: MARICORAN GENERAL HOSPITAL AND MEDICAL CENTER, MARICORAN, BATAAN</p> | <p>RECOMMENDING APPROVAL VINCENT A. ISIP OFFICER IN CHARGE HOSPITAL OPERATION PATIENT SUPPORT SERVICE</p> | <p>APPROVED BY: MARIA LOURDES L. EVANGELISTA, MD, FPPA MEDICAL CENTER CHIEF II MARICORAN GENERAL HOSPITAL AND MEDICAL CENTER</p> | <p>SHEET CONTENTS: AS SHOWN</p> | <p>REVISION NO.: 00 SHEET NO.: P06 of P08 DATE: AUGUST 2, 2023</p> |
|---|---|--|--|--|---|--|-------------------------------------|--|

GENERAL PLUMBING NOTES AND SPECIFICATION :

REF. RA 1378 NATIONAL PLUMBING CODE OF THE PHILS.

I EXECUTION OF PLUMBING WORK

ALL PLUMBING WORK INCLUDE HEREIN SHALL BE EXECUTED ACCORDING TO THE REQUIREMENT OF THE PHILIPPINE PLUMBING CODE THE RULES AND THE REGULATION OF THE CITY GOVERNMENT, OR MUNICIPALITY

II NOTIFICATION OF ARCHITECT

COORDINATION WITH DRAWING AND OTHER RELATED SPECIFICATION. THE ARCHITECT SHALL BE NOTED IMMEDIATELY IF ANY DISCREPANCY FOUND THEREIN

III RELOCATION OF PIPES

PIPES SHALL BE INSTALLED AS INDICATED ANY RELOCATION REQUIREMENT FOR PROPER EXECUTION OF OTHER TRADES SHALL BE WITH PRIOR APPROVAL OF ARCHITECT AND ENGINEER

IV SANITARY UTILITIES

PROPOSED SANITARY UTILITIES SHALL CONFORMED TO THE ACTUAL LOCATION, DEPTH AND INVERTED ELEVATION OF ALL EXISTING PIPES AND

V FIXTURES

ALL FIXTURES SHALL BE VENTED UNLESS OTHERWISE INDICATED

VI GRADES OF HORIZONTAL PIPING

RUN ALL HORIZONTAL PIPING PERFECT ALIGNMENT AND AT UNIFORM OF NOT LESS THAN TWO PERCENT (%)

VII CHANGE OF DIRECTION

ALL CHANGE OF DIRECTION SHALL BE MADE BY APPROPRIATE USE OF THE 45° WYES, LONG SWEEP, QUARTER BEND SIXTH OR EIGHTH TO SIXTEENTH BENDS A SINGLE 1/8 BEND COMBINATION MAY BE USE ON VERTICAL STACK AND SHORT QUARTER BEND MAY BE USE VENT TYPES

VIII PROHIBITED FITTINGS

NO DOUBLE HUBS, DOUBLE TEE BRANCH SHALL BE USE ON HORIZONTAL SOIL WASTE LINE, THE DRILLING OR TAPPING OF HOUSE DRAIN WASTE OR VENT PIPES AND SADDLE HUBS AND VENT PROHIBITED

IX SLEEVES (NOT APPLICABLE)

PROVIDE PIPE SLEEVES AT WALLS COLUMN SLAB ONE SLAB ONE HIGHER THAN ACTUAL SIZE PASSING THROUGH WALLS OR SLAB TO PIPES FROM

X CLEANOUT PIPES

CLEANOUT ARE REQUIRE UNDER THE FOLLOWING CONDITION
1. EVERY CHANGE IN HORIZONTAL DIRECTION EXCEEDING 22 1/2 ONE HALF DEGREES.
2. 1500mm INSIDE THE PROPERTY LINE THE DRAIN CONNECTOR
3. EVERY 1500mm IN HORIZONTAL RUN PIPE
4. AT THE END OF THE HORIZONTAL PIPE LINE

XI DEAD END AVOIDED

A DEAD END IN THE INSTALLATION OF ANY PLUMBING SYSTEM IS

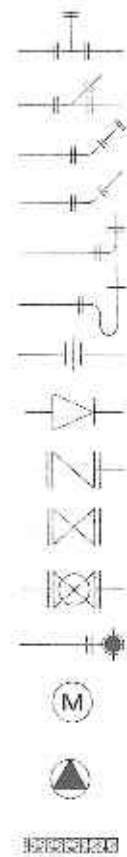
NO REVISION IN THE DESIGN SHALL BE DONE WITHOUT THE PROPER KNOWLEDGE AND APPROVAL OF THE DESIGNER AND THE OWNER ANY SUCH REVISION DONE WITHOUT THE APPROVAL SHALL BE THE RESPONSIBILITY OF THE DESIGNER/ARCHITECT TO CEAS A WHOLE

NO PIPING WORK FIXTURE OR EQUIPMENT SHALL BE CONCEALED OR COVERED BY ANY MANS BEFORE THEY HAVE BEEN PRESSURE TESTED, FLOW TESTED AND INSPECTED BY THE ARCHITECT HAVING THE JURISDICTION OF THE WORK

ALL WORK SHALL BE COMPLETELY INSTALLED AND TESTED AS REQUIRED BY THE SECTION 1378 AND SHALL BE LEAKTIGHT AT 10

UNLESS OTHERWISE NOTED AND SPECIFIED, USE NELLEK BRAND TO ALL MATERIALS OF ROUGHING OR AND APPROVED BY EQUIVALENT

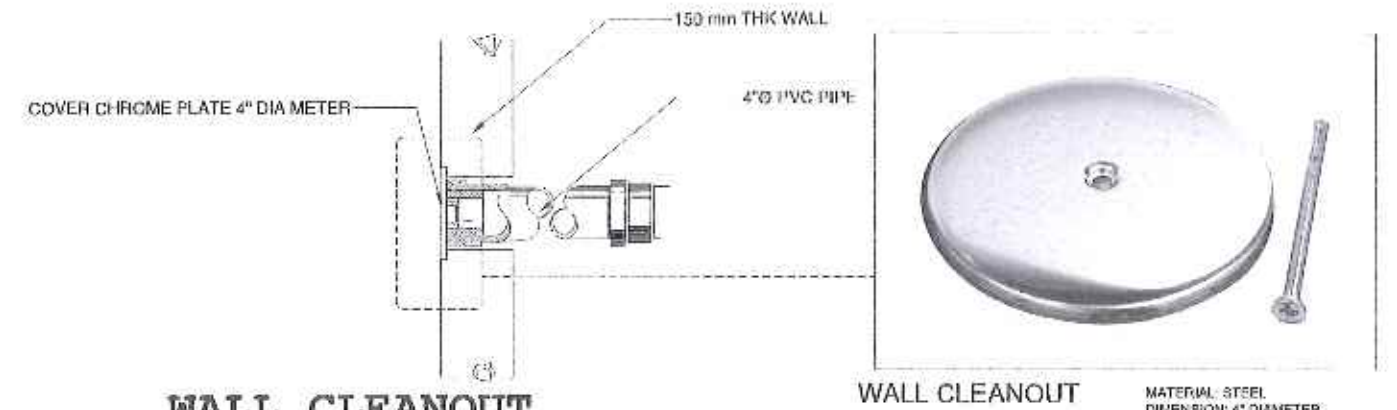
PLUMBING SYMBOLS



TEE
WYE BRANCHES
CLEANOUT
45° ELBOW
90° ELBOW
P-TRAP
COUPLING
REDUCER
CHECK VALVE
GATE VALVE
WATER METER
VSTR
WATER METER
JET PUMP
WATER FILTER

PLUMBING LEGEND

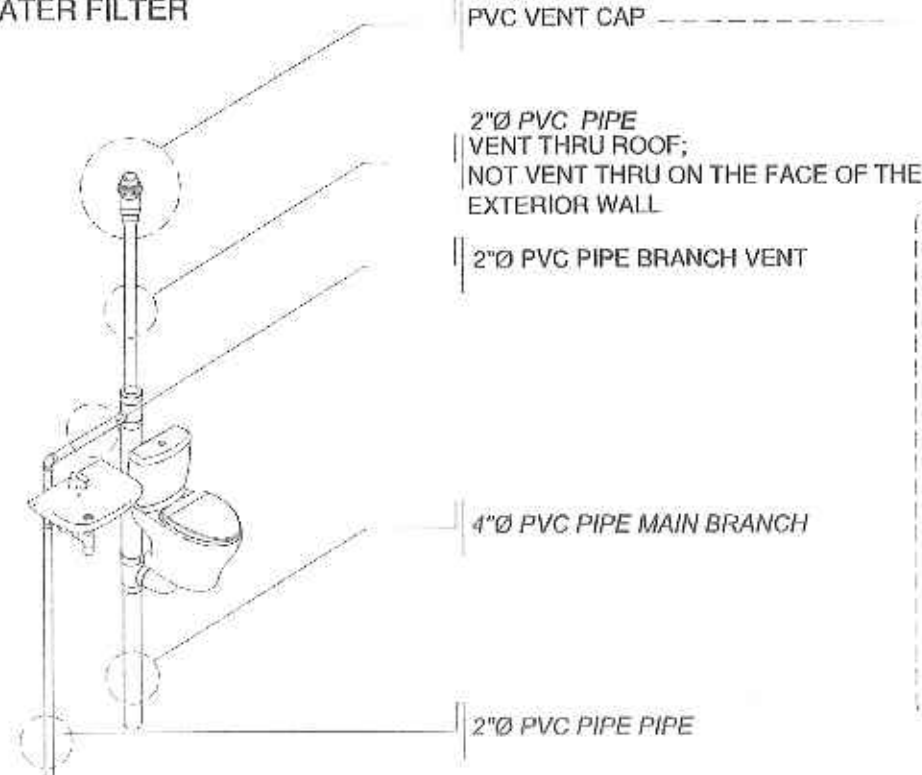
CO CLEANOUT
DS DOWNSPOUT
FD FLOOR DRAIN
KSF KITCHEN SINK FAUCET
WC WATER CLOSET
LAV LAVATORY
KS KITCHEN SINK
(M) WATER METER
GV GATE VALVE
CV CHECK VALVE
WASTE LINE
WATER LINE



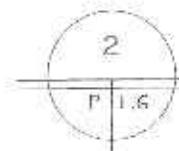
WALL CLEANOUT COVER PLATE DETAIL



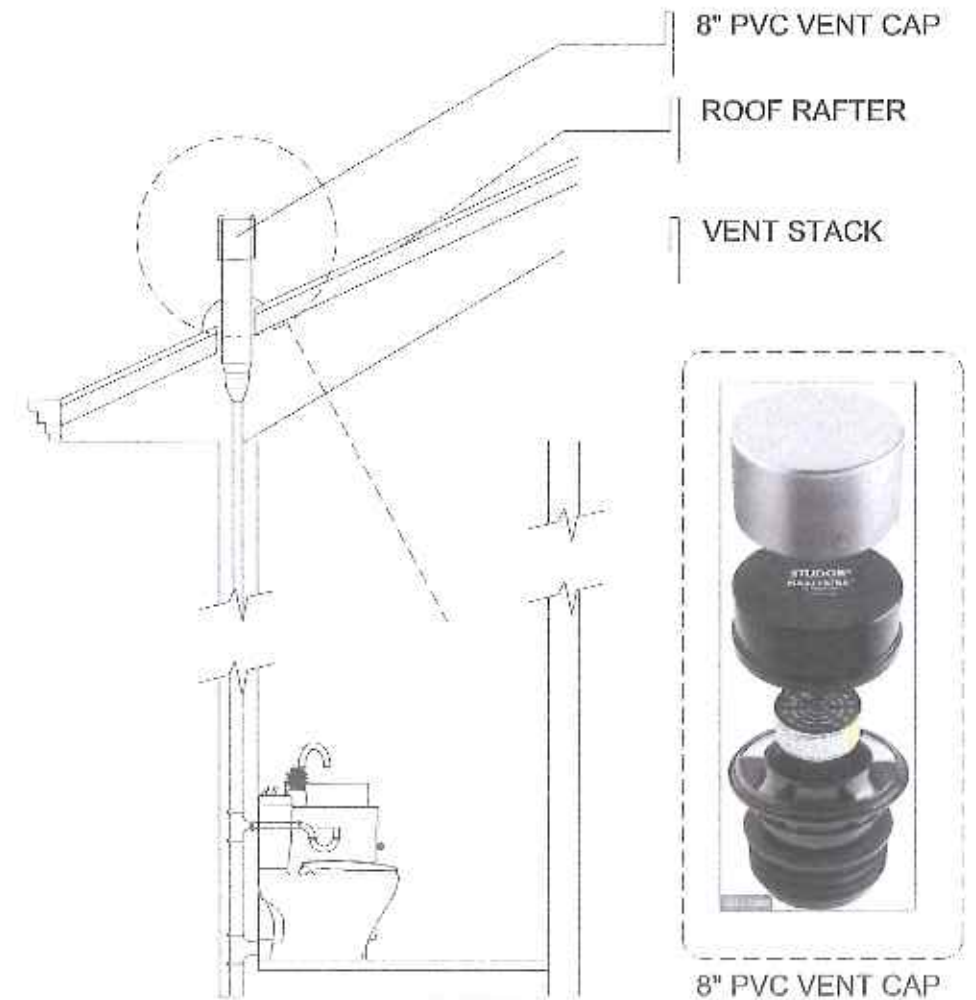
NTS



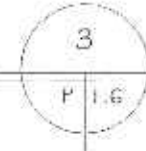
VENT DETAIL



NTS



VENT CAP DETAIL

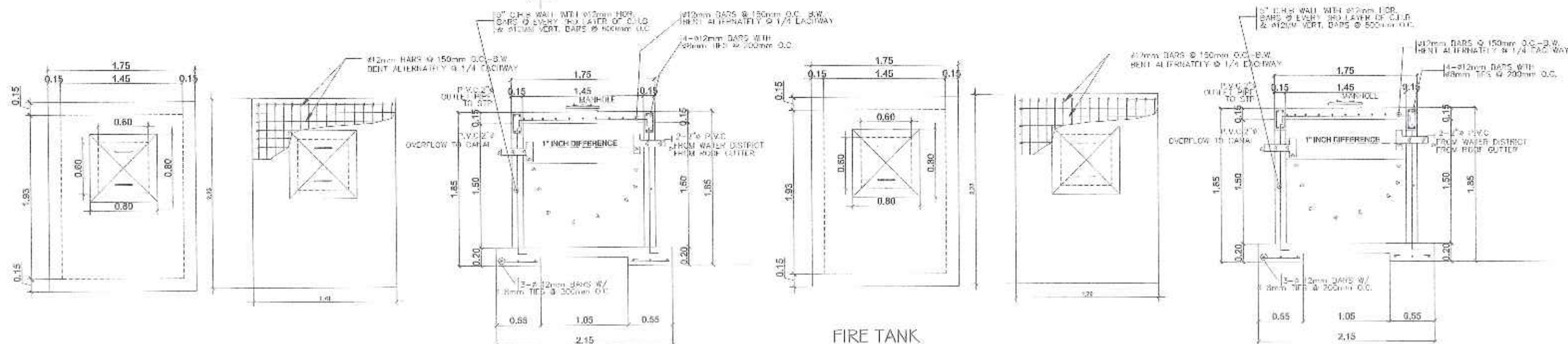


NTS

| | | | | | | | | | | |
|--|-------------------------|-------------------------|-----------|--------------------|---|--|---|--|-----------------|---------------|
| <p>REPUBLIC OF THE PHILIPPINES DEPARTMENT OF HEALTH MARQUEL MEDICAL WELLNESS AND GENERAL HOSPITAL P. MARQUEL, P. MARQUEL, P. MARQUEL</p> | DESIGNED BY: | ARCHITECT: | ENGINEER: | RA 1378 SECTION 32 | NOTE: | PROJECT TITLE: | RECOMMENDING APPROVAL: | APPROVED BY: | SHEET CONTENTS: | REVISION NO.: |
| | DRAWN BY: | AR. PAULO V. PASUA, UAP | | | Change and specification not after issued drawings. Any change should be noted in writing and approved by the architect. The architect shall be responsible for the accuracy of the drawings and specifications. The engineer shall be responsible for the accuracy of the calculations and specifications. The project title shall be as shown on the drawings and specifications. The recommending approval shall be as shown on the drawings and specifications. The approved by shall be as shown on the drawings and specifications. The sheet contents shall be as shown on the drawings and specifications. The revision no. shall be as shown on the drawings and specifications. | TWO - STOREY RADIOLOGY AND PSYCHOLOGY BUILDING | VINCENT A. ISIP OFFICER IN CHARGE HOSPITAL OPERATIONS/PATIENT SUPPORT SERVICE | MARIA LOURDES L. EVANGELISTA, MD, FPPA MEDICAL CENTER CHIEF II MARQUEL MEDICAL WELLNESS AND GENERAL HOSPITAL | AS SHOWN | 00 |
| | CHECKED BY: | AR. PAULO V. PASUA, UAP | | | | | | | | SHEET NO.: |
| | DATE SUBMITTED TO EPMU: | | | | | | | | | P07 of P08 |
| DATE SUBMITTED TO CMCE: | | | | | | | | | | |

SCALE

1:100 MTS



SCALE

1:40 MTS

SCALE

1:40 MTS



ARCHITETO

 MR. PAULO V. PAGUIA, UAF
 SECRETARIAT OF DEFENSE

| | | | |
|-----------|----------------------|---------|-----------------------|
| PROJ. NO. | 4204 | Year: | 9/7/2009 |
| WFO No. | 1013 | WFO No. | 2nd JL |
| PR No. | 10004 | Est. | NA 78.7329 |
| Est. | 10000000000000000000 | Est. | 10.000000000000000000 |

ENGINEER

| | |
|--|------|
| | Year |
| | Date |
| | 1944 |

Drawings and specifications. Other written documents may also be submitted in electronic format, such as the following: paper and electronic versions of the entire set of drawings for which you wish to request a copyright; a copy of each document for which you request a copyright; and the entire paper and electronic versions of the drawings, including measured data in which, within the written copy, the authors or creator of a drawing.


NOTE:
After position of 4th
rounds and have
precedence over 10th
division. Therefore not
only will be responsible for
all divisions and members
on the job, the design will
be pulled immediately at
anytime from the structure
and modified, played by
these design.

| | |
|---------------|---|
| PROJECT TITLE | TWO - STOREY RADIOLOGY AND PSYCHOLOGY BUILDING |
| LOCATION | MARQUESS MENTAL WELLNESS AND GENERAL HOSPITAL PARKWOOD ST., POMASING, MARQUESS, DATANG |

RECOMMENDING APPROVAL:

Vincent A. Tsip
VINCENT A. TSIP
OFFICER IN CHARGE
HOSPITAL OPERATION PATIENT SUPPORT SERVICE

Cris

APPROVED BY: 

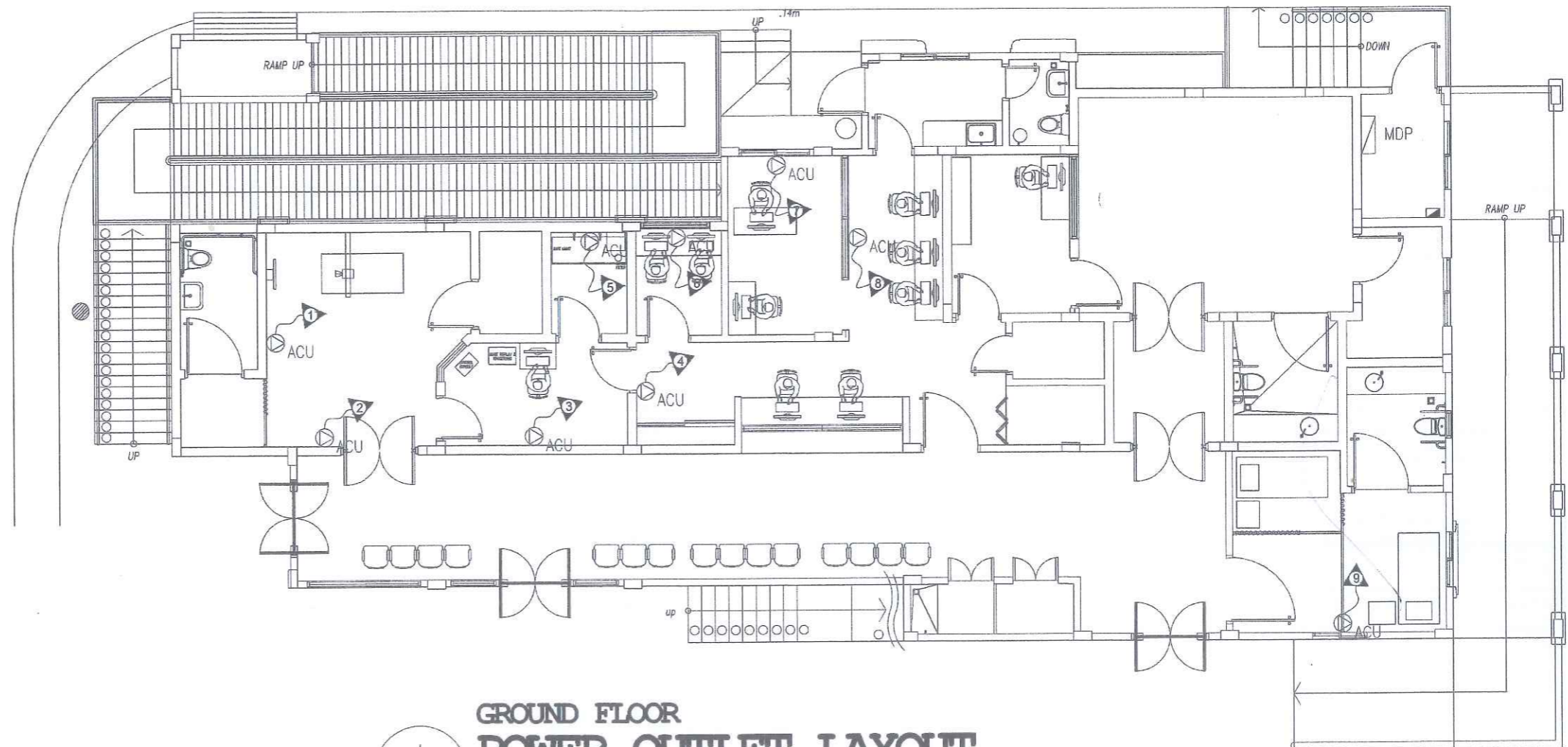
MARIA LOURDES L. EVANGELISTA, MD, FPPA
MEDICAL CENTER CHIEF II
BARCELON MENTAL WELLNESS AND GENERAL HOSPITAL

| | |
|-----------------|----------|
| SHEET CONTENTS: | |
| | AS SHOWN |

| | |
|---------------|------------|
| REVISION NO.: | 00 |
| SHEET NO.: | P08 of P08 |
| DATE: | NOV 2012 |

LEGEND




| SYMBOL | DESCRIPTION |
|---------------------|---|
| | LIGHTING AND POWER PANEL (LPP) |
| | RECESSED TYPE LIGHTING FIXTURE WITH 2x18W LED T8 |
| | RECESSED TYPE LIGHTING FIXTURE WITH 1x18W LED T8 |
| | EMERGENCY LIGHT |
| | PIN LIGHT |
| | 30W LED BULB |
| | CEILING FAN (ORBITAL) |
| | DUPLEX CONVENIENCE OUTLET WITH GROUND |
| | EXHAUST FAN OUTLET |
| | EXHAUST FAN, CEILING MOUNTED |
| | REFRIGERATOR |
| | FLOOR OUTLET |
| | DATA CABINET |
| | DATA OUTLET |
| | AIRCON OUTLET |
| S | SINGLE POLE SWITCH |
| S _{ab} | 2- GANG SWITCH |
| S _{abc} | 3- GANG SWITCH |
| S _{3W-abc} | 3- WAY SWITCH, 3 - GANG |
| | WATT-HOUR METER |
| | CIRCUIT HOMERUN |

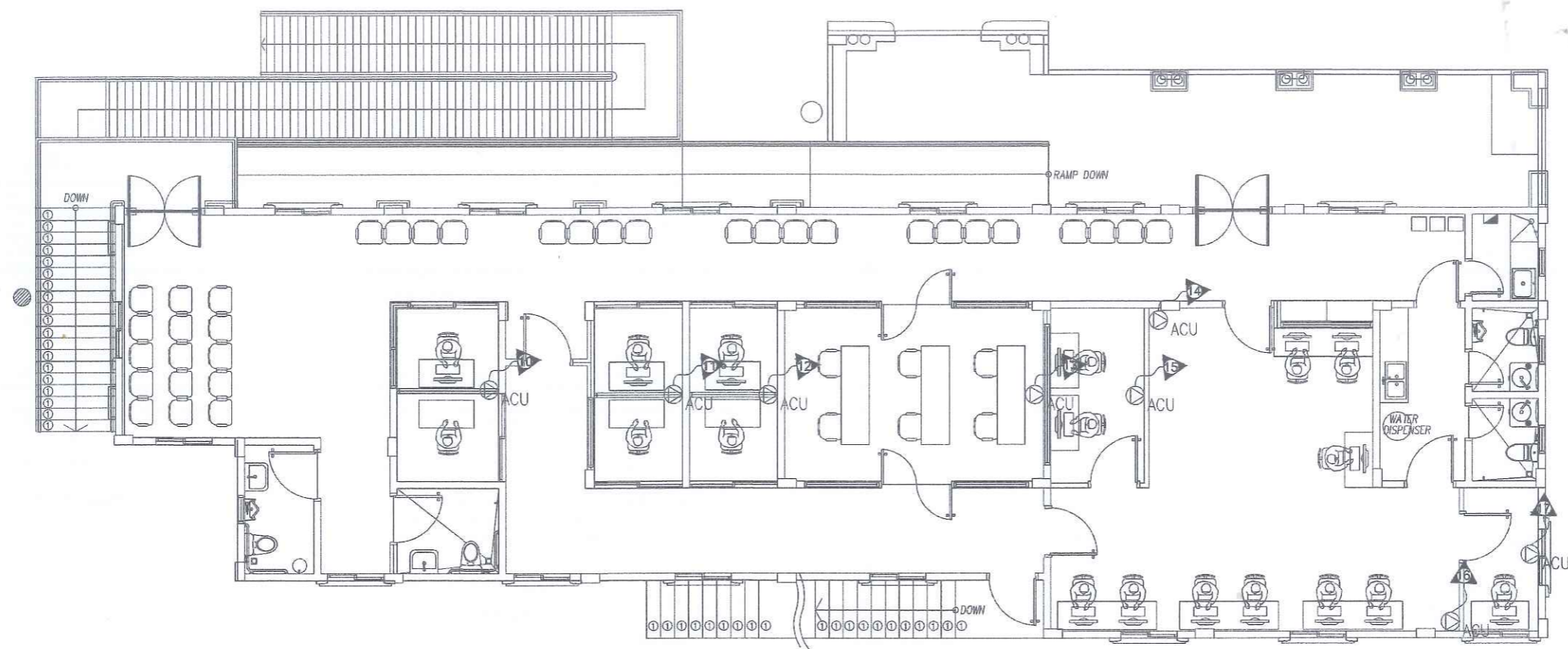


GROUND FLOOR POWER OUTLET LAYOUT

SCALE

NTS

| | | | | | | | | | | | | | | | | |
|---|--|--|---|----------------|------------|-------------|------------------------|-----------|--------|---------|-------|--|---|--|---|--|
| <div><div><div>REPUBLIC OF THE PHILIPPINES</div><div>DEPARTMENT OF HEALTH</div><div>MARIVELES MENTAL WELLNESS AND GENERAL HOSPITAL</div><div>3-MONROE ST., POBLACION, MARIVELES, BATAAN</div></div><div></div></div> | <div>RA 9266 SECTION 33</div> <div>Drawings and specifications and other contract documents duly signed, stamped or sealed, as instruments of service, are the intellectual property and documents of the architect, whether the object for which they are made is executed or not. It shall be unlawful for any person to duplicate or make copies of said documents for use in the repetition of and for other projects or buildings, whether executed partly or in whole, without the written consent of the architect or author of said documents.</div> | <div>NOTE:</div> <div>Written dimensions on these drawings shall have precedence over scaled dimensions. Contractors shall verify and be responsible for all dimensions and conditions on the job. The designer must be notified immediately of any variations from the dimensions and conditions shown by these drawings.</div> | <div>ENGINEER</div> <div>JOHNIEL JUNE M. VILLANUEVA</div> <div>ENGINEER III ENGINEERING AND FACILITIES MANAGEMENT UNIT</div> <div><table><tr><td>PRC REG. No. :</td><td>Validity :</td></tr><tr><td>IAPOR No. :</td><td>O.R. No. : Date :</td></tr><tr><td>PTR No. :</td><td>Date :</td></tr><tr><td>Place :</td><td>TIN :</td></tr></table></div> | PRC REG. No. : | Validity : | IAPOR No. : | O.R. No. : Date : | PTR No. : | Date : | Place : | TIN : | <div>PROJECT TITLE</div> <div>PROPOSED TWO STOREY RADIOLOGY AND PSYCHOLOGY BUILDING</div> <div>LOCATION: MARIVELES MENTAL WELLNESS AND GENERAL HOSPITAL 3-MONROE ST., POBLACION, MARIVELES, BATAAN</div> | <div>RECOMMENDING APPROVAL:</div> <div> VINCENT A. ISIP OFFICER IN CHARGE HOSPITAL OPERATION PATIENT SUPPORT SERVICE</div> | <div>APPROVED BY:</div> <div> MARIA LOURDES L. EVANGELISTA, MD, FPPA MEDICAL CENTER CHIEF II MARIVELES MENTAL WELLNESS AND GENERAL HOSPITAL</div> | <div>SHEET CONTENT:</div> <div>AS SHOWN</div> | <div>SHEET NO.:</div> <div>E 1.0</div> |
| | PRC REG. No. : | Validity : | | | | | | | | | | | | | | |
| IAPOR No. : | O.R. No. : Date : | | | | | | | | | | | | | | | |
| PTR No. : | Date : | | | | | | | | | | | | | | | |
| Place : | TIN : | | | | | | | | | | | | | | | |

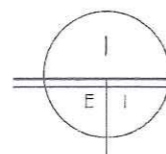


SECOND FLOOR

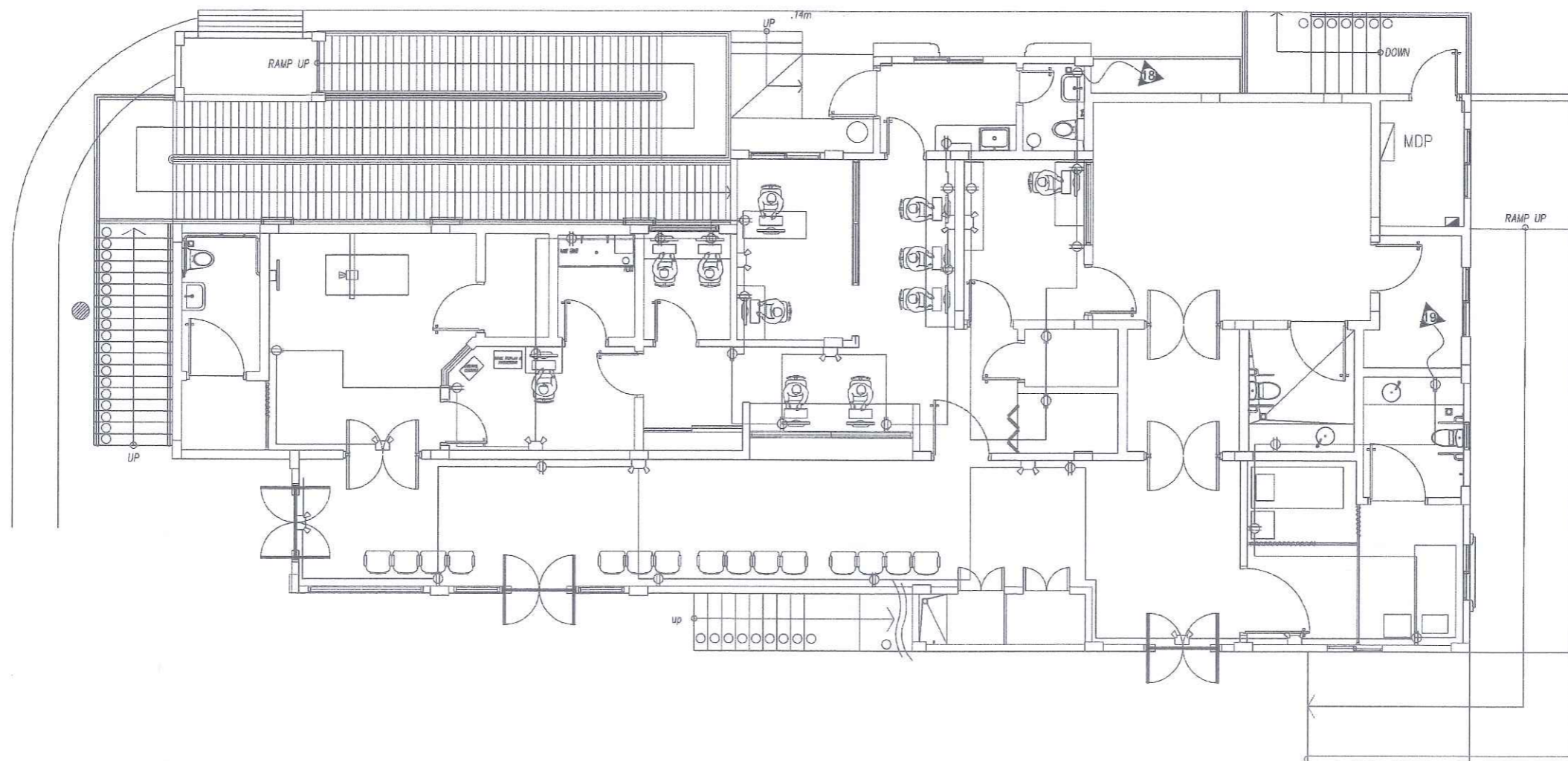
POWER OUTLET LAYOUT

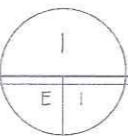
SCALE

NTS

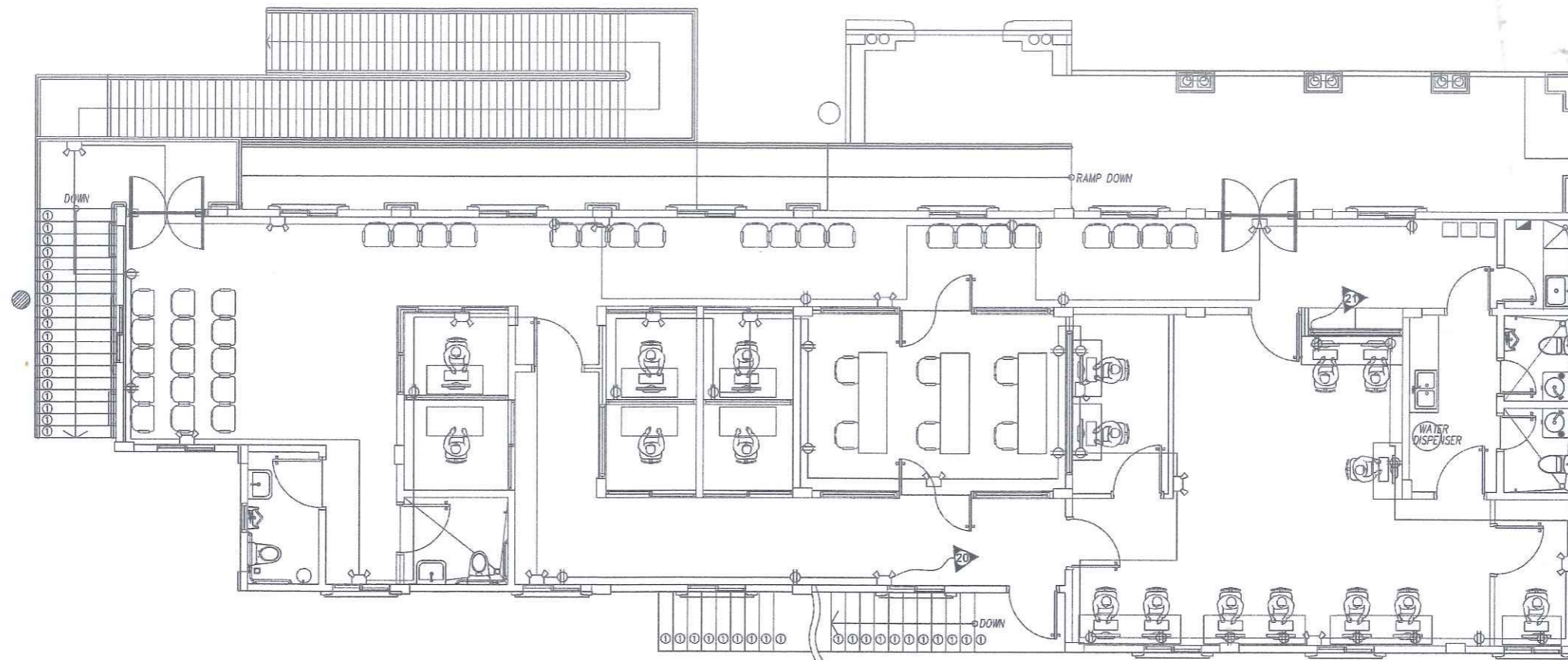


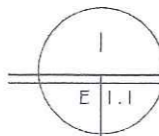
| | | | | | | | | |
|--|---|--|--|---|--|---|---------------------------------------|------------------------------------|
| <p>REPUBLIC OF THE PHILIPPINES DEPARTMENT OF HEALTH</p> <p>MARIVELES MENTAL WELLNESS AND GENERAL HOSPITAL</p> <p>P. MONROE ST., POBLACION, MARIVELES, BATAAN</p> | <p>RA 9268 SECTION 33</p> <p>Drawings and specifications and other contract documents duly signed, stamped or sealed as instruments of service, are the intellectual property and documents of the architect, whether the object for which they are made is created or not. It shall be unlawful for any person to duplicate or make copies of said documents for use in the execution of and for other projects or buildings, whether executed partly or in whole, without the written consent of the architect or author of said documents.</p> | <p>NOTE:</p> <p>Written dimensions on these drawings shall have precedence over scaled dimensions. Contractors shall verify and be responsible for all dimensions and conditions on the job. The designer must be notified immediately of any variations from the dimensions and conditions shown by these drawings.</p> | <p>ENGINEER</p> <p>JOHNIEL JUNE M. VILLANUEVA</p> <p>ENGINEER III ENGINEERING AND FACILITIES MANAGEMENT UNIT</p> <p>PRC REG. No.: IAPOA No.: PTR No.: Place:</p> <p>Validity: O.R. No.: Date: TIN:</p> | <p>PROJECT TITLE</p> <p>PROPOSED TWO STOREY RADIOLOGY AND PSYCHOLOGY BUILDING</p> <p>LOCATION: MARIVELES MENTAL WELLNESS AND GENERAL HOSPITAL P. MONROE ST., POBLACION, MARIVELES, BATAAN</p> | <p>RECOMMENDING APPROVAL:</p> <p>VINCENT A. ISIP</p> <p>OFFICER IN CHARGE HOSPITAL OPERATION PATIENT SUPPORT SERVICE</p> | <p>APPROVED BY:</p> <p>MARIA LOURDES L. EVANGELISTA, MD, FPPA</p> <p>MEDICAL CENTER CHIEF II MARIVELES MENTAL WELLNESS AND GENERAL HOSPITAL</p> | <p>SHEET CONTENT:</p> <p>AS SHOWN</p> | <p>SHEET NO.:</p> <p>E 1.1</p> |
|--|---|--|--|---|--|---|---------------------------------------|------------------------------------|





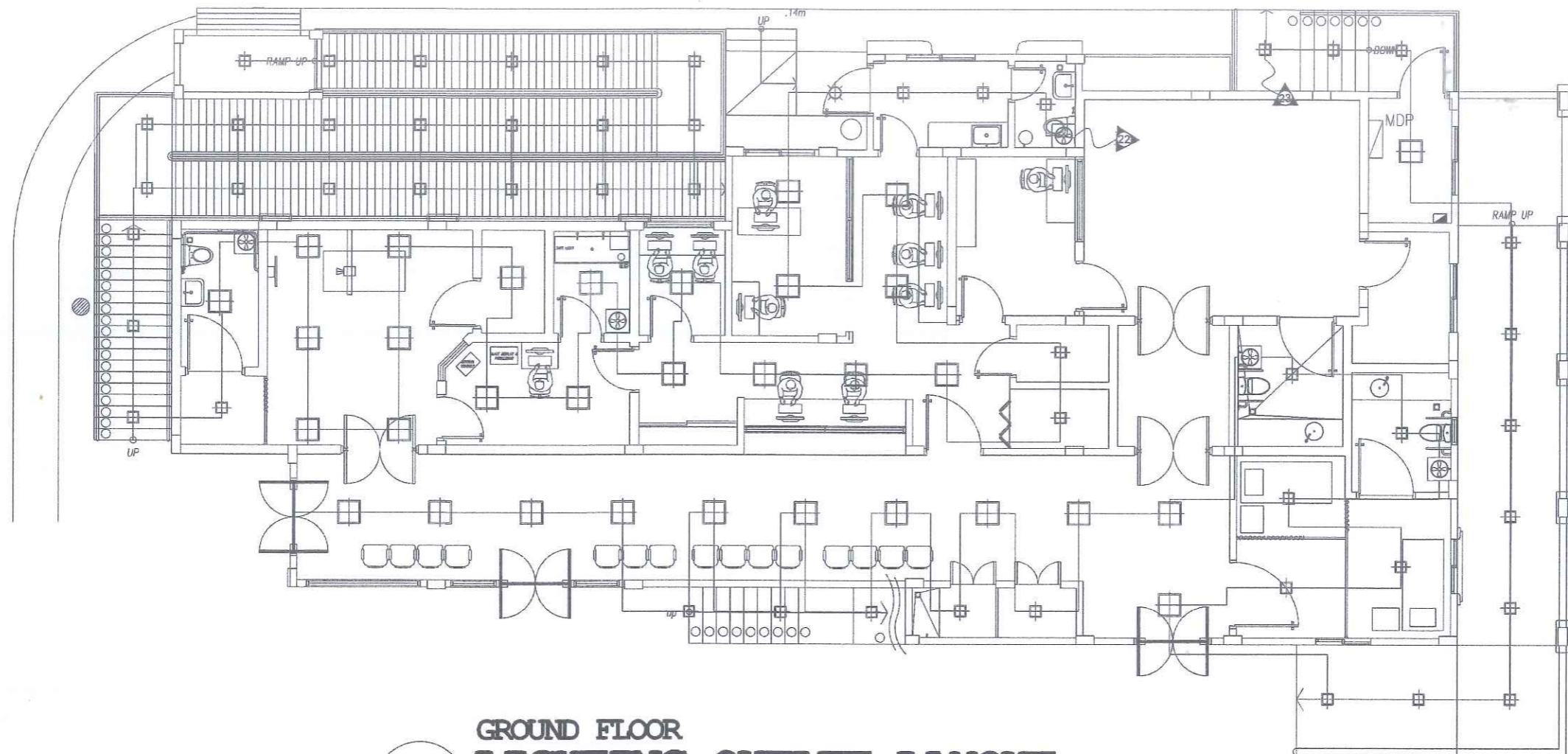

**GROUND FLOOR
CONVENIENCE OUTLET LAYOUT**
 SCALE _____ NTS

| | | | | | | | | |
|--|---|--|---|--|--|--|--|---|
| <p>REPUBLIC OF THE PHILIPPINES DEPARTMENT OF HEALTH</p> <p>MARIVELES MENTAL WELLNESS AND GENERAL HOSPITAL</p> <p>P. MONROE ST., POBLACION, MARIVELES, BATAAN</p> | <p>RA 9266 SECTION 33</p> <p>Drawings and specifications and other contract documents duly signed, stamped or sealed as instruments of service, are the intellectual property and documents of the architect, whether the subject for which they are made is executed or not. It shall be unlawful for any person to duplicate or make copies of said documents for use in the execution of and for other projects or buildings, whether executed partly or in whole, without the written consent of the architect or author of said documents.</p> | <p>NOTE:</p> <p>Written dimensions on these drawings shall have precedence over scaled dimensions. Contractors shall verify and be responsible for all dimensions and conditions on the job. The designer must be notified immediately of any variations from the dimensions and conditions shown by these drawings.</p> | <p>ENGINEER</p> <p>JOHNIEL JUNE M. VILLANUEVA</p> <p>ENGINEER II ENGINEERING AND FACILITIES MANAGEMENT UNIT</p> <p>PRC REG. No.: _____ Validity: _____ IAPDA No.: _____ O.R. No.: _____ Date: _____ PTR No.: _____ Date: _____ Place: _____ TIN: _____</p> | <p>PROJECT TITLE</p> <p>PROPOSED TWO STOREY RADIOLOGY AND PSYCHOLOGY BUILDING</p> <p>LOCATION: MARIVELES MENTAL WELLNESS AND GENERAL HOSPITAL P. MONROE ST., POBLACION, MARIVELES, BATAAN</p> | <p>RECOMMENDING APPROVAL:</p> <p><i>Vincent A. Isip</i> VINCENT A. ISIP OFFICER IN CHARGE HOSPITAL OPERATION PATIENT SUPPORT SERVICE</p> | <p>APPROVED BY:</p> <p><i>Maria Lourdes L. Evangelista</i> MARIA LOURDES L. EVANGELISTA, MD, FPPA MEDICAL CENTER CHIEF II MARIVELES MENTAL WELLNESS AND GENERAL HOSPITAL</p> | <p>SHEET CONTENT:</p> <p>AS SHOWN</p> | <p>SHEET NO.:</p> <p>E 1.2</p> |
|--|---|--|---|--|--|--|--|---|






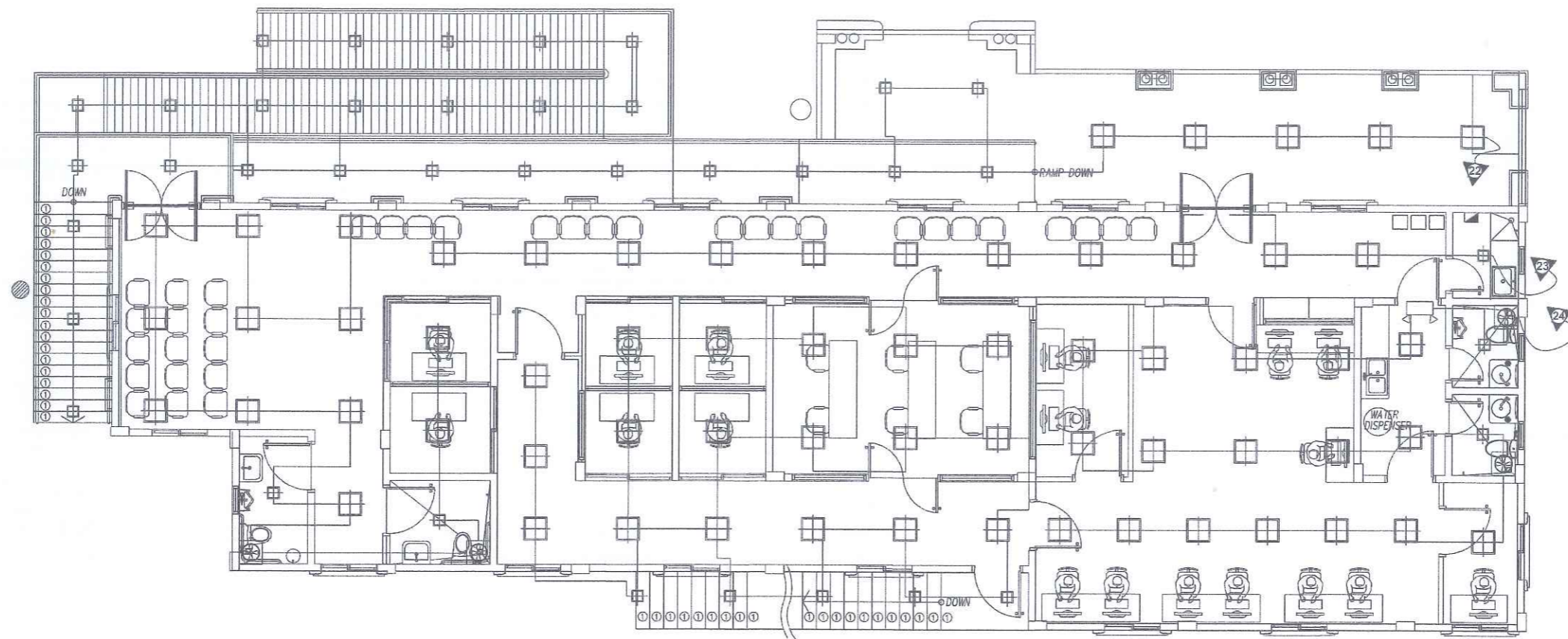

**SECOND FLOOR
CONVENIENCE OUTLET LAYOUT**
 SCALE NTS

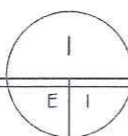
| | | | | | | | | |
|--|---|--|---|---|--|---|---------------------------------------|---|
| REPUBLIC OF THE PHILIPPINES DEPARTMENT OF HEALTH MARIVELES MENTAL WELLNESS AND GENERAL HOSPITAL <small>P. MONROE ST., POBLACION, MARIVELES, BATAAN</small> | RA 9266 SECTION 33 <small>Drawings and specifications and other contract documents duly signed, stamped or sealed as instruments of service, are the intellectual property and documents of the architect, whether the subject for which they are made is executed or not. It shall be unlawful for any person to duplicate or make copies of said documents for use in the execution of and for other projects or buildings, whether executed partly or in whole, without the written consent of the architect or author of said documents.</small> | NOTE: <small>Written dimensions on these drawings shall have precedence over scaled dimensions. Contractors shall verify and be responsible for all dimensions and conditions on the job. The designer must be notified immediately of any variations from the dimensions and conditions shown by these drawings.</small> | ENGINEER JOHNIEL JUNE M. VILLANUEVA <small>ENGINEER III ENGINEERING AND FACILITIES MANAGEMENT UNIT</small> | PROJECT TITLE PROPOSED TWO STOREY RADIOLOGY AND PSYCHOLOGY BUILDING | RECOMMENDING APPROVAL:  VINCENT A. ISIP <small>OFFICER IN CHARGE HOSPITAL OPERATION PATIENT SUPPORT SERVICE</small> | APPROVED BY:  MARIA LOURDES L. EVANGELISTA, MD, FPPA <small>MEDICAL CENTER CHIEF II MARIVELES MENTAL WELLNESS AND GENERAL HOSPITAL</small> | SHEET CONTENT: AS SHOWN | SHEET NO.: <div style="text-align: center; font-size: 2em; font-weight: bold;">E 1.3</div> |
|--|---|--|---|---|--|---|---------------------------------------|---|






**GROUND FLOOR
LIGHTING OUTLET LAYOUT**
 SCALE NTS

| | | | | | | | | |
|--|--|--|---|---|--|---|-----------------------------------|---|
|  REPUBLIC OF THE PHILIPPINES DEPARTMENT OF HEALTH MARIVELES MENTAL WELLNESS AND GENERAL HOSPITAL P. MONROE ST., Poblacion, Mariveles, Bataan | RA 9206 SECTION 33 <small>Drawings and specifications and other contract documents duly signed, stamped or sealed as instruments of service, are the intellectual property and documents of the architect, whether the object for which they are made is executed or not. It shall be unlawful for any person to duplicate or make copies of said documents for use in the execution of and for other projects or buildings, whether executed partly or in whole, without the written consent of the architect or author of said documents.</small> | NOTE: <small>Written dimensions on these drawings shall have precedence over scaled dimensions. Contractors shall verify and be responsible for all dimensions and conditions on the job. The designer must be notified immediately of any variations from the dimensions and conditions shown by these drawings.</small> | ENGINEER JOHNIEL JUNE M. VILLANUEVA <small>ENGINEER III ENGINEERING AND FACILITIES MANAGEMENT UNIT</small> | PROJECT TITLE PROPOSED TWO STOREY RADIOLOGY AND PSYCHOLOGY BUILDING | RECOMMENDING APPROVAL:  VINCENT A. ISIP <small>OFFICER IN CHARGE HOSPITAL OPERATION PATIENT SUPPORT SERVICE</small> | APPROVED BY:  MARIA LOURDES L. EVANGELISTA, MD, FPPA <small>MEDICAL CENTER CHIEF II MARIVELES MENTAL WELLNESS AND GENERAL HOSPITAL</small> | SHEET CONTENT: AS SHOWN | SHEET NO.: <div style="text-align: center; font-size: 2em; font-weight: bold;">E</div> <div style="text-align: center; font-size: 2em; font-weight: bold;">1.4</div> |
| LOCATION: MARIVELES MENTAL WELLNESS AND GENERAL HOSPITAL P. MONROE ST., POBLACION, MARIVELES, BATAAN | | | | | | | | |




**SECOND FLOOR
LIGHTING OUTLET LAYOUT**
 SCALE NTS

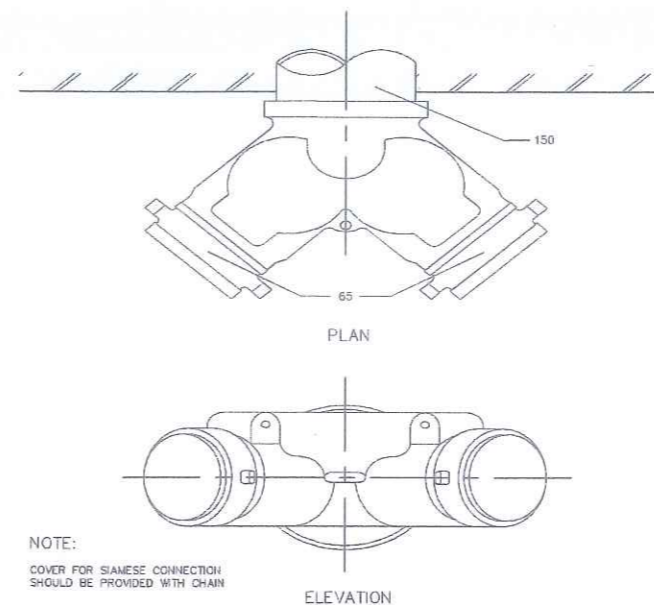
| | | | | | | | | |
|--|--|--|---|---|--|---|---------------------------------------|---|
| REPUBLIC OF THE PHILIPPINES DEPARTMENT OF HEALTH MARIVELES MENTAL WELLNESS AND GENERAL HOSPITAL <small>P. MONROE ST., POBLACION, MARIVELES, BATAAN</small> | RA 9286 SECTION 33 <small>Drawings and specifications and other contract documents duly signed, stamped or sealed, as instruments of service, are the intellectual property and documents of the architect, whether the subject for which they are made is executed or not. It shall be unlawful for any person to duplicate or make copies of said documents for use in the execution of and for other projects or buildings, whether executed partly or in whole, without the written consent of the architect or author of said documents.</small> | NOTE: <small>Written dimensions on these drawings shall have precedence over scaled dimensions. Contractors shall verify and be responsible for all dimensions and conditions on the job. The designer must be notified immediately of any variations from the dimensions and conditions shown by these drawings.</small> | ENGINEER JOHNIEL JUNE M. VILLANUEVA <small>ENGINEER III ENGINEERING AND FACILITIES MANAGEMENT UNIT</small> | PROJECT TITLE PROPOSED TWO STOREY RADIOLOGY AND PSYCHOLOGY BUILDING | RECOMMENDING APPROVAL:  VINCENT A. ISIP <small>OFFICER IN CHARGE HOSPITAL OPERATION PATIENT SUPPORT SERVICE</small> | APPROVED BY:  MARIA LOURDES L. EVANGELISTA, MD, FPPA <small>MEDICAL CENTER CHIEF II MARIVELES MENTAL WELLNESS AND GENERAL HOSPITAL</small> | SHEET CONTENT: AS SHOWN | SHEET NO.: <div style="text-align: center; font-size: 2em; font-weight: bold;">E</div> <div style="text-align: center; font-size: 2em; font-weight: bold;">1.5</div> |
| <small>PRC REG. No. : IAPDA No. : PTR No. : Place :</small> | | | | <small>Validity : O.R. No. : Date : TIN :</small> | | LOCATION: MARIVELES MENTAL WELLNESS AND GENERAL HOSPITAL P. MONROE ST., POBLACION, MARIVELES, BATAAN | | |

LEGEND

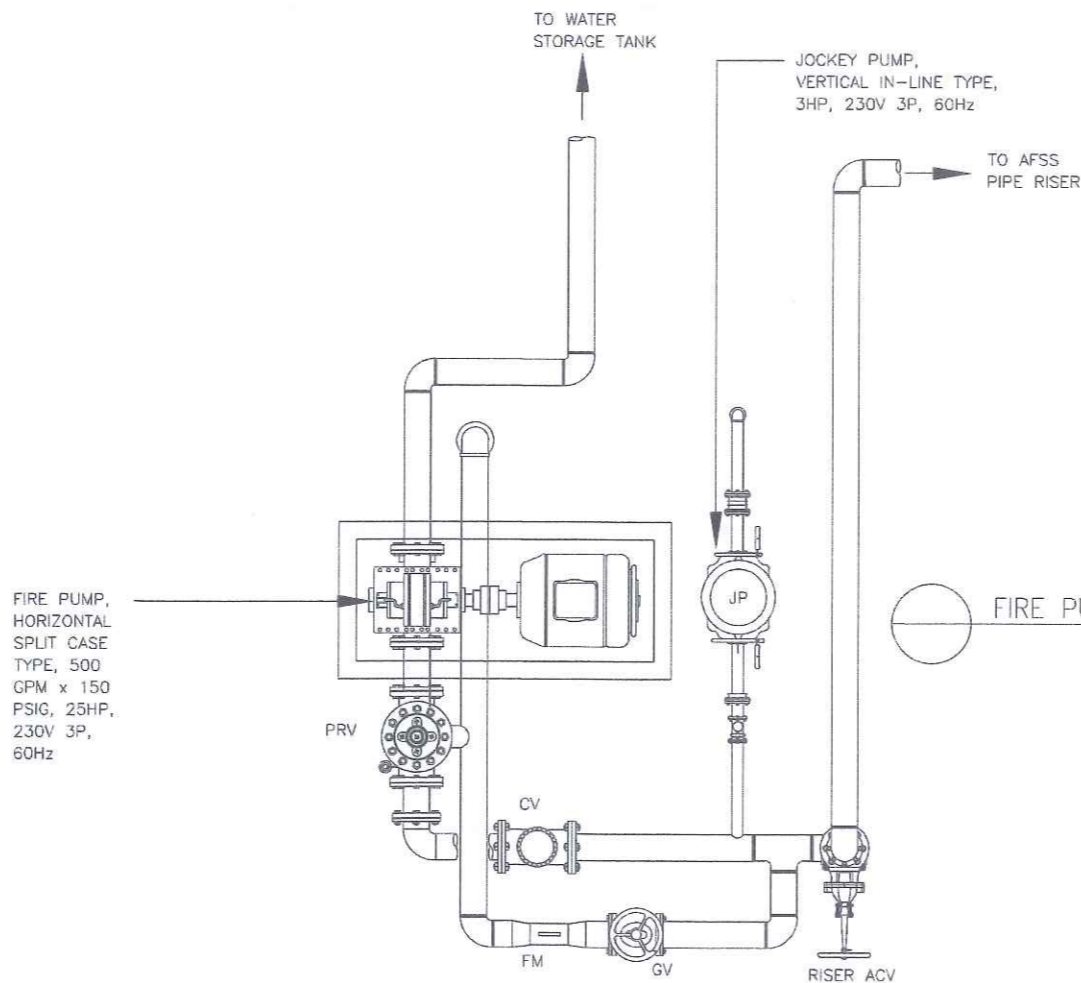
| SCHEMATIC SYMBOL | DESCRIPTION |
|------------------|--|
| | RECESSED PENDENT TYPE HEAD (CHROMED FINISHED WITH ESCUTCHEON PLATE) |
| | UPRIGHT SPRINKLER HEAD |
| | CHECK VALVE |
| | GATE VALVE |
| | DRAIN VALVE |
| | SPRINKLER RISER |
| | DRY STANDPIPE RISER |
| | INSPECTOR TEST CONNECTION |
| | CROSSMAIN OR FEEDMAIN LINE |
| | DSP FIRE DEPT. CONNECTION SUPPLY LINE |
| | AFSS FIRE DEPT. CONNECTION SUPPLY LINE |
| | FLUSHING CONNECTION |
| | BRANCH LINE |
| | RISER NIPPLE |
| | TWO WAY LONGITUDINAL SWAY BRACE |
| | FOUR WAY (AFSS & DSP) RISER SWAY BRACE |
| | TWO WAY SWAY BRACE |
| | FIRE HOSE VALVE |
| | PIPE HANGER |
| | FIREHOSE CABINET |
| | ALARM CHECK VALVE ASSEMBLY |
| | VICTAULIC COUPLING (FLEXIBLE CONNECTION) |
| | ALARM CHECK VALVE ASSEMBLY |
| | (10 LBS) DRY CHEMICAL PORTABLE FIRE EXTINGUISHER |
| | DRAIN LINE |
| | INSPECTOR TEST CONNECTION |
| | PRESSURE RELIEF VALVE/ PRESSURE REDUCING VALVE |
| | TWO WAY DSP & AFSS FIRE DEPT CONNECTION DETAILS |
| | TWO WAY HOSE VALVE ROO MANIFOLD |
| | PORTABLE FIRE EXTINGUISHER |

ABBREVIATION

| | |
|-------|---------------------------------------|
| DSP | DRY STAND PIPE |
| AFSS | AUTOMATIC FIRE SPRINKLER SYSTEM |
| GV | GATE VALVE |
| CV | CHECK VALVE |
| FCV | FLOOR CONTROL VALVE |
| WFS | WATER FLOW SWITCH |
| DV | DRAIN VALVE |
| OS&Y | (OUT SIDE SCREW & YOKE) GATE VALVE |
| FHV | FIRE HOSE VALVE |
| FHC | FIRE HOSE CABINET |
| FC/VC | FLEXIBLE CONNECTOR/VICTAULIC COUPLING |
| PFE | PORTABLE FIRE EXTINGUISHER |
| CO2 | CARBON DIOXIDE |
| ACV | ALARM CHECK VALVE |
| PRV | PRESSURE RELIEF VALVE |
| ITC | INSPECTOR TEST CONNECTION |
| DL | DRAIN LINE |
| RN | RISER NIPPLE |
| FM | FLOW METER |



FIRE DEPARTMENT CONNECTION DETAIL (SIAMESE TWIN)



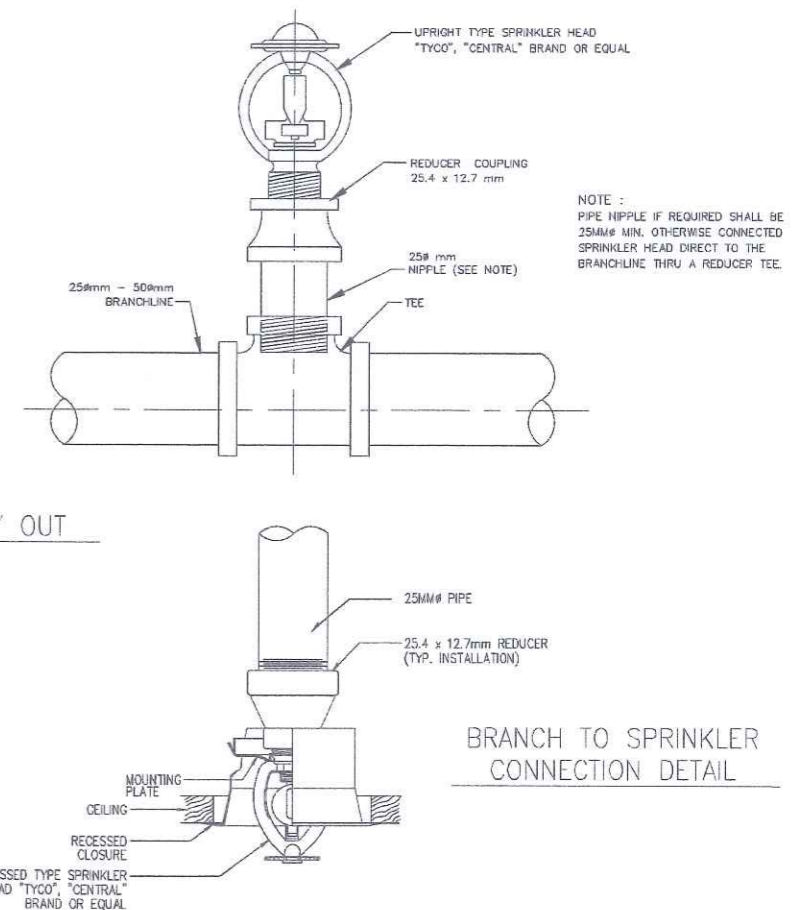
FIRE PUMP PIPING LAY OUT

GENERAL NOTES:

- ALL WORKS WERE EXECUTED IN ACCORDANCE TO THE PROVISIONS OF THE FIRE CODE OF THE PHILIPPINES & THE NATIONAL FIRE PROTECTION ASSOCIATION (NFPA-13) STANDARD FOR THE INSTALLATION OF SPRINKLER SYSTEMS.
- THE WORKS EXECUTED IN CLOSE COORDINATION WITH OTHER TRADES.
- PIPES INSTALLED WERE STANDARD B.I. SCHEDULE 40 (ERW) AND CONFORMED TO ASTM-A53, PIPES INSTALLED LARGER THAN 50MMØ, THE FITTINGS CONNECTION ARE BUTT WELDED TYPE, PIPE SMALLER THAN 50MMØ, THE FITTINGS CONNECTION ARE THREADED MALLEABLE IRON TYPE.
- ALL PORTABLE FIRE EXTINGUISHER (PFE) ARE "ABC" TYPE DRY CHEMICAL (INSIDE FIRE HOSE CABINETS & COMMON AREAS).

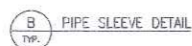
MATERIAL SPECIFICATIONS:

| | |
|-----------------|---|
| FIRE LINES | BLACK IRON (B.I.) ERW PIPES SCHEDULE 40 STANDARD CONFORMED TO ASTM-A53 "GOODYEAR" BRAND. |
| GATE VALVES | GATE VALVES ARE OUTSIDE SCREW AND YOKE (OS & Y) TO ASTM B-62 CHECK AND GLOBE VALVES TO ASTM B-62. |
| SPRINKLER HEADS | ALL SPRINKLER HEADS, PENDENT & UPRIGHT ARE RATED 68°C (155°F). |



BRANCH TO SPRINKLER CONNECTION DETAIL


| | | | | | | | | |
|--|--|---|--|---|--|---|------------------------------------|---------------------------------|
| <p>REPUBLIC OF THE PHILIPPINES DEPARTMENT OF HEALTH MARIVELES MENTAL WELLNESS AND GENERAL HOSPITAL P. MONROE ST., POBLACION, MARIVELES, BATAAN</p> | <p>RA 9266 SECTION 33 Drawings and specifications and other contract documents duly signed, stamped or sealed as instruments of service, are the intellectual property and documents of the architect, whether the subject for which they are made is executed or not. It shall be unlawful for any person to duplicate or make copies of said documents for use in the execution of and for other projects or buildings, whether executed partly or in whole, without the written consent of the architect or author of said documents.</p> | <p>NOTE: Written dimensions on these drawings shall have precedence over scaled dimensions. Contractors shall verify and be responsible for all dimensions and conditions on the job. The designer must be notified immediately of any variations from the dimensions and conditions shown by these drawings.</p> | <p>ENGINEER JOHNIEL JUNE M. VILLANUEVA ENGINEERING AND FACILITIES MANAGEMENT UNIT PRC REG. No.: IAPDA No.: PTR No.: Place: Validity: O.R. No.: Date: Date: Date: Date: Date: Date:</p> | <p>PROJECT TITLE PROPOSED TWO STOREY RADIOLOGY AND PSYCHOLOGY BUILDING LOCATION: MARIVELES MENTAL WELLNESS AND GENERAL HOSPITAL P. MONROE ST., POBLACION, MARIVELES, BATAAN</p> | <p>RECOMMENDING APPROVAL: VINCENT A. ISIP OFFICER IN CHARGE HOSPITAL OPERATION PATIENT SUPPORT SERVICE</p> | <p>APPROVED BY: MARIA LOURDES L. EVANGELISTA, MD, FPPA MEDICAL CENTER CHIEF II MARIVELES MENTAL WELLNESS AND GENERAL HOSPITAL</p> | <p>SHEET CONTENT: AS SHOWN</p> | <p>SHEET NO.: F 1.0</p> |
|--|--|---|--|---|--|---|------------------------------------|---------------------------------|



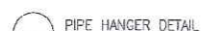
NOTE •

SLEEVES WERE PROVIDED AROUND ALL PIPING
EXTENDING THROUGH WALLS, FLOORS, PLATFORMS
AND FOUNDATIONS.

1. THE CLEARANCE BETWEEN THE PIPE SLEEVES WERE FILLED WITH NON COMBUSTIBLE FLEXIBLE MATERIAL SUCH AS MINERAL WOOL, FIRE STOPPING MATERIALS OR EQUIVALENT.
2. MINIMUM CLEARANCE BETWEEN PIPE AND SLEEVES SHALL NOT BE LESS THAN 25mm FOR PIPE 25mm THROUGH 75mm & 40mm FOR PIPE SIZE 100MM AND LARGER FLOOR SLEEVES WERE EXTENDED AT LEAST 75mm ABOVE THE TOP OF THE WEARING SURFACE.

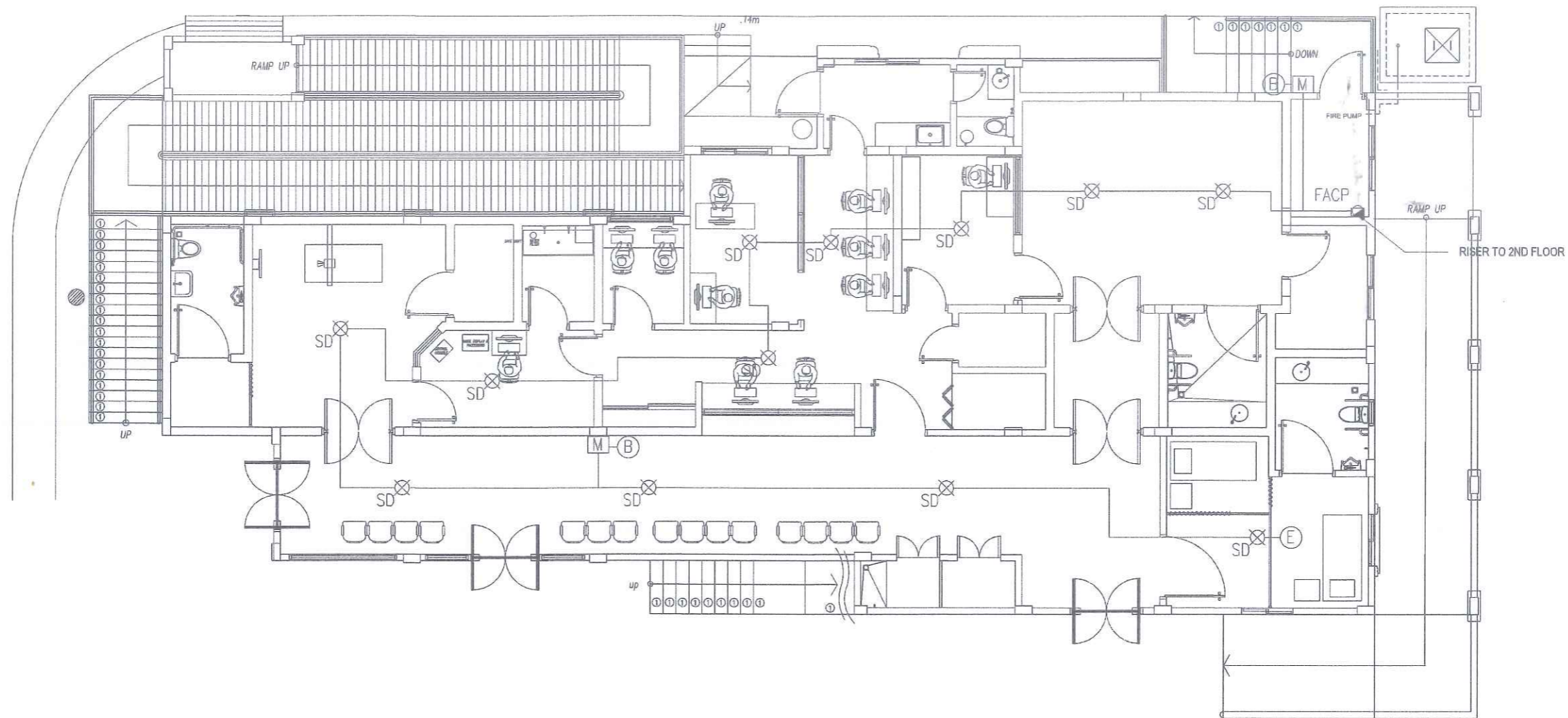
 PORTABLE FIRE EXTINGUISHER

1. ALTERNATIVE CONNECTION IS THRU THE USE OF BOLTED MECHANICAL BRANCH CONNECTION SIMILAR TO "MECHANICAL" MECHANICAL TEE OR CROSS. IF MECHANICAL CROSSING IS USED, RISER NIPPLE IS NOT REQUIRED.
2. THE USE OF SCREWED CROSS FITTING IS NOT ACCEPTABLE.
3. THE USE OF THREADED OR WELDED IS ACCEPTABLE PROVIDED THAT HOLE SAW IS USED IN CUTTING HOLE THRU THE CROSSMAIN PIPE.






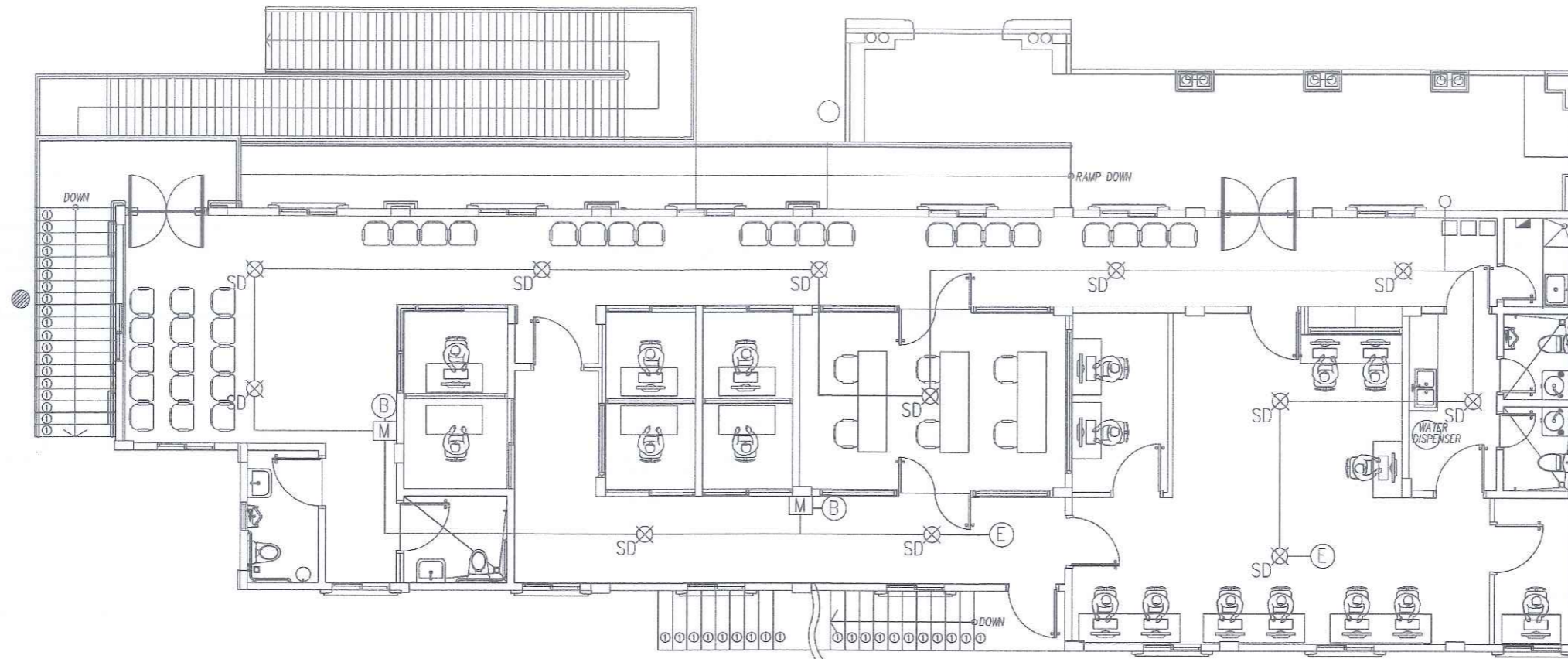
SWAY BRACE DETAIL








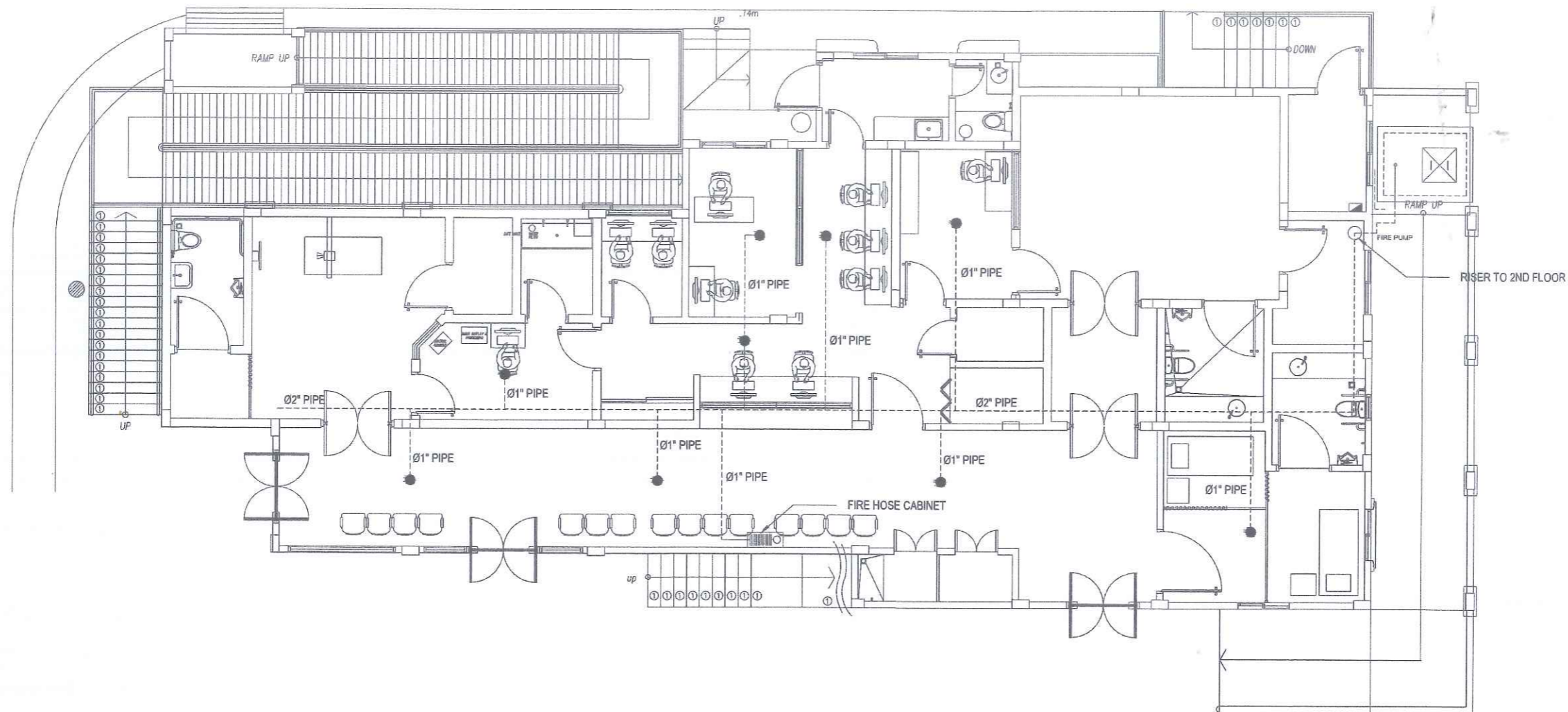

**GROUND FLOOR
EDAS LAYOUT**
 SCALE 1:100 MTS

| | | | | | | | | |
|--|--|--|--|--|--|---|---|--|
| <p>  REPUBLIC OF THE PHILIPPINES DEPARTMENT OF HEALTH MARIVELES MENTAL WELLNESS AND GENERAL HOSPITAL <small>P. MONROE ST., POBLACION, MARIVELES, BATAAN</small> </p> | <p> RA 9266 SECTION 33 <small>Drawings and specifications and other contract documents shall be signed, stamped or sealed, as instruments of service, and the intellectual property and documents of the architect, whether the subject for which they are made is executed or not. It shall be unlawful for any person to duplicate or make copies of said documents for use in the execution of and for other projects or buildings, whether executed partly or in whole, without the written consent of the architect or author of said documents.</small> </p> | <p> NOTE: <small>Written dimensions on these drawings shall have precedence over scaled dimensions. Contractors shall verify and be responsible for all dimensions and conditions on the job. The designer must be notified immediately of any variations from the dimensions and conditions shown by these drawings.</small> </p> | <p> ENGINEER JOHNIEL JUNE M. VILLANUEVA <small>ENGINEER II ENGINEERING AND FACILITIES MANAGEMENT UNIT</small> </p> <p> <small>PRC REG. No. : IAPOA No. : PTR No. : Place :</small> </p> <p> <small>Validity : O.R. No. : Date : TIN :</small> </p> | <p> PROJECT TITLE PROPOSED TWO STOREY RADIOLOGY AND PSYCHOLOGY BUILDING </p> <p> LOCATION: <small>MARIVELES MENTAL WELLNESS AND GENERAL HOSPITAL P. MONROE ST., POBLACION, MARIVELES, BATAAN</small> </p> | <p> RECOMMENDING APPROVAL:  VINCENT A. ISIP <small>OFFICER IN CHARGE HOSPITAL OPERATION PATIENT SUPPORT SERVICE</small> </p> | <p> APPROVED BY:  MARIA LOURDES L. EVANGELISTA, MD, FPPA <small>MEDICAL CENTER CHIEF II MARIVELES MENTAL WELLNESS AND GENERAL HOSPITAL</small> </p> | <p> SHEET CONTENT: AS SHOWN </p> | <p> SHEET NO.: F 1.2 </p> |
|--|--|--|--|--|--|---|---|--|

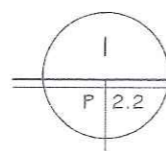



**SECOND FLOOR
FDAS LAYOUT**
 SCALE 1:100 MTS

| | | | | | | | | |
|--|---|--|--|--|---|---|-----------------------------------|---|
|  REPUBLIC OF THE PHILIPPINES DEPARTMENT OF HEALTH MARIVELES MENTAL WELLNESS AND GENERAL HOSPITAL P. MONROE ST., POBLACION, MARIVELES, BATAAN | RA 9266 SECTION 33 <small>Drawings and specifications and other contract documents duly signed, stamped or sealed as instruments of service, are the intellectual property and documents of the architect, whether the subject for which they are made is executed or not. It shall be unlawful for any person to duplicate or make copies of said documents for use in the execution of and for other projects or buildings, whether executed partly or in whole, without the written consent of the architect or author of said documents.</small> | NOTE: <small>Written dimensions on these drawings shall have precedence over scaled dimensions. Contractors shall verify and be responsible for all dimensions and conditions on the job. The designer must be notified immediately of any variations from the dimensions and conditions shown by these drawings.</small> | ENGINEER JOHNIEL JUNE M. VILLANUEVA <small>ENGINEER III ENGINEERING AND FACILITIES MANAGEMENT UNIT</small> | PROJECT TITLE PROPOSED TWO STOREY RADIOLOGY AND PSYCHOLOGY BUILDING | RECOMMENDING APPROVAL:  VINCENT A. ISP <small>OFFICER IN CHARGE HOSPITAL OPERATION PATIENT SUPPORT SERVICE</small> | APPROVED BY:  MARIA LOURDES L. EVANGELISTA, MD, FPPA <small>MEDICAL CENTER CHIEF II MARIVELES MENTAL WELLNESS AND GENERAL HOSPITAL</small> | SHEET CONTENT: AS SHOWN | SHEET NO.: <div style="text-align: center; font-size: 2em; font-weight: bold;">F 1.3</div> |
| | | | PRC REG. No.: _____ Validity: _____ IAPDA No.: _____ O.R. No.: _____ Date: _____ PTR No.: _____ Date: _____ Place: _____ TIN: _____ | LOCATION: MARIVELES MENTAL WELLNESS AND GENERAL HOSPITAL P. MONROE ST., POBLACION, MARIVELES, BATAAN | | | | |



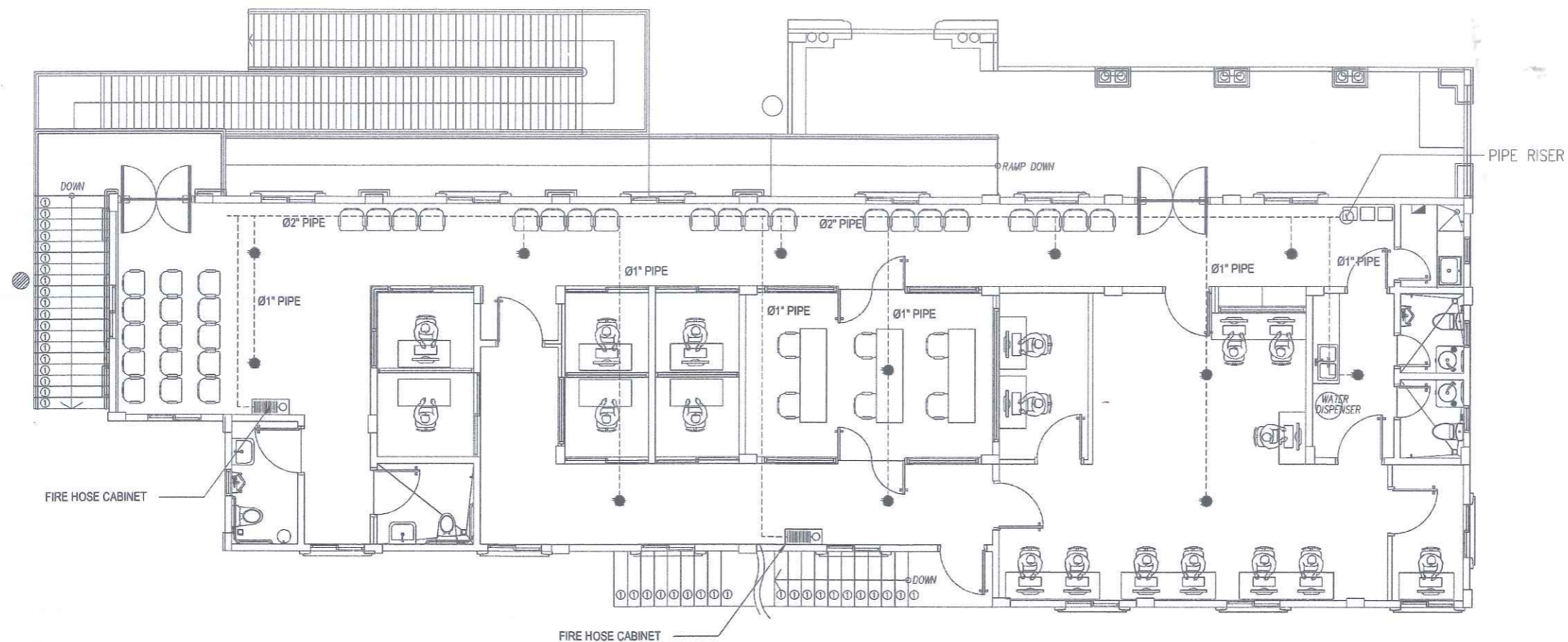
GROUND FLOOR FIRE SPRINKLER LAYOUT



SCALE

1:100 MTS

| | | | | | | | | |
|--|--|---|--|---|--|---|------------------------------------|---------------------------------|
| <p>REPUBLIC OF THE PHILIPPINES DEPARTMENT OF HEALTH MARIVELES MENTAL WELLNESS AND GENERAL HOSPITAL P. MONROE ST., POBLACION, MARIVELES, BATAAN</p> | <p>RA 9266 SECTION 33 Drawings and specifications and other contract documents duly signed, stamped or sealed, as instruments of service, are the intellectual property and documents of the architect, whether the design for which they are made is executed or not. It shall be unlawful for any person to duplicate or make copies of said documents for use in the execution of and for other projects or buildings, whether executed partly or in whole, without the written consent of the architect or author of said documents.</p> | <p>NOTE: Written dimensions on these drawings shall have precedence over scaled dimensions. Contractors shall verify and be responsible for all dimensions and conditions on the job. The designer must be notified immediately of any variations from the dimensions and conditions shown by these drawings.</p> | <p>ENGINEER JOHNIEL JUNE M. VILLANUEVA ENGINEER III ENGINEERING AND FACILITIES MANAGEMENT UNIT PRC REG. No.: IAPDA No.: PTR No.: Place: Validity: O.R. No.: Date: Date: TIN:</p> | <p>PROJECT TITLE PROPOSED TWO STOREY RADIOLOGY AND PSYCHOLOGY BUILDING LOCATION: MARIVELES MENTAL WELLNESS AND GENERAL HOSPITAL P. MONROE ST., POBLACION, MARIVELES, BATAAN</p> | <p>RECOMMENDING APPROVAL: VINCENT A. ISIP OFFICER IN CHARGE HOSPITAL OPERATION PATIENT SUPPORT SERVICE</p> | <p>APPROVED BY: MARIA LOURDES L. EVANGELISTA, MD, FPPA MEDICAL CENTER CHIEF II MARIVELES MENTAL WELLNESS AND GENERAL HOSPITAL</p> | <p>SHEET CONTENT: AS SHOWN</p> | <p>SHEET NO.: F 1.4</p> |
|--|--|---|--|---|--|---|------------------------------------|---------------------------------|

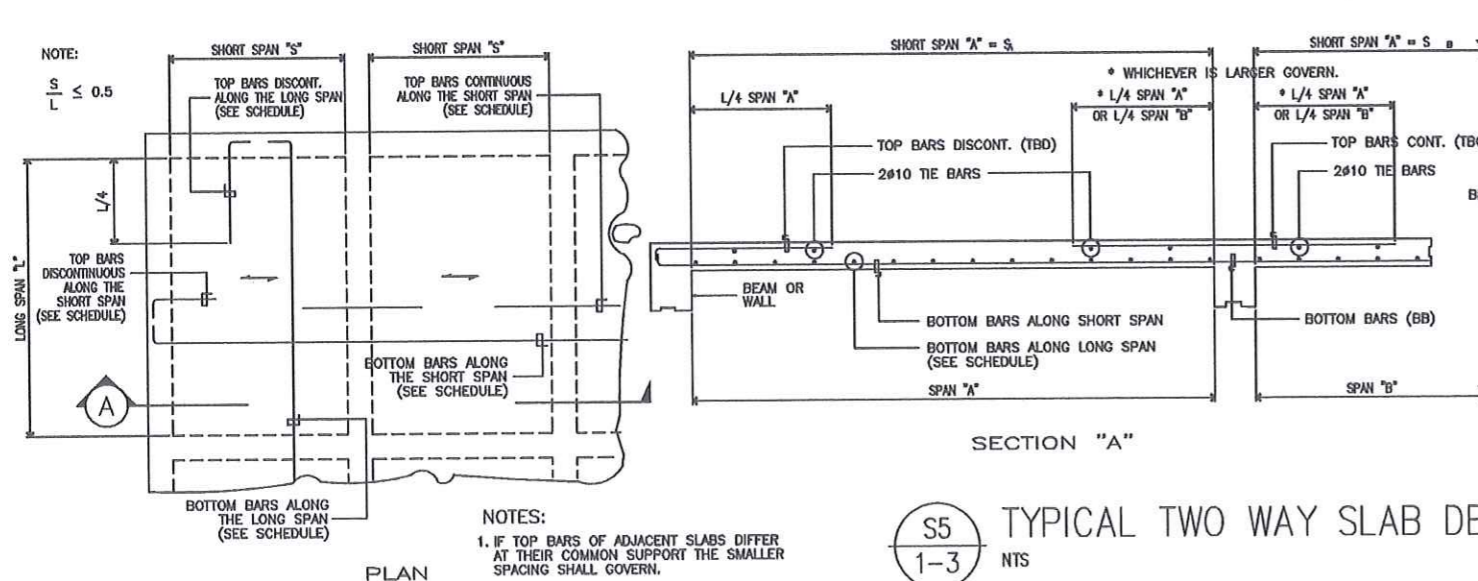



**SECOND FLOOR
FIRE SPRINKLER LAYOUT**
 SCALE 1:100 MTS

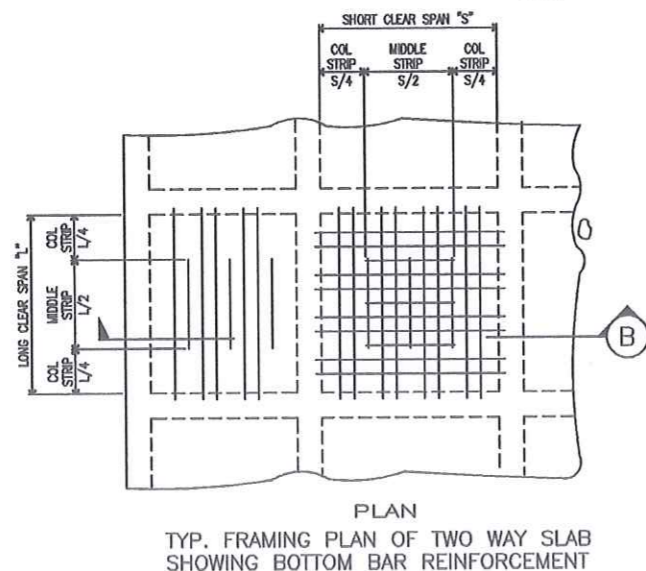
| | | | | | | | | |
|--|---|--|---|---|---|--|---------------------------------------|--|
| <p>REPUBLIC OF THE PHILIPPINES DEPARTMENT OF HEALTH</p> <p>MARIVELES MENTAL WELLNESS AND GENERAL HOSPITAL</p> <p>P. MONROE ST., POBLACION, MARIVELES, BATAAN</p> | <p>RA 9206 SECTION 33</p> <p>Drawings and specifications and other contract documents duly signed, stamped or sealed as instruments of service, are the intellectual property and documents of the architect, whether the subject for which they are made is executed or not. It shall be unlawful for any person to duplicate or make copies of said documents for use in the execution of and for other projects or buildings, whether executed partly or in whole, without the written consent of the architect or author of said documents.</p> | <p>NOTE:</p> <p>Written dimensions on these drawings shall have precedence over scaled dimensions. Contractors shall verify and be responsible for all dimensions and conditions on the job. The designer must be notified immediately of any variations from the dimensions and conditions shown by these drawings.</p> | <p>ENGINEER</p> <p>JOHNIEL JUNE M. VILLANUEVA ENGINEER II ENGINEERING AND FACILITIES MANAGEMENT UNIT</p> <p>PRC REG. No.: _____ Validity: _____ IAPDA No.: _____ O.R. No.: _____ Date: _____ PTR No.: _____ Date: _____ Place: _____ TIN: _____</p> | <p>PROJECT TITLE</p> <p>PROPOSED TWO STOREY RADIOLOGY AND PSYCHOLOGY BUILDING</p> <p>LOCATION: MARIVELES MENTAL WELLNESS AND GENERAL HOSPITAL P. MONROE ST., POBLACION, MARIVELES, BATAAN</p> | <p>RECOMMENDING APPROVAL:</p> <p>VINCENT A. ISIP OFFICER IN CHARGE HOSPITAL OPERATION PATIENT SUPPORT SERVICE</p> | <p>APPROVED BY:</p> <p>MARIA LOURDES L. EVANGELISTA, MD, FPPA MEDICAL CENTER CHIEF II MARIVELES MENTAL WELLNESS AND GENERAL HOSPITAL</p> | <p>SHEET CONTENT:</p> <p>AS SHOWN</p> | <p>SHEET NO.:</p> <p>F 1.5</p> |
|--|---|--|---|---|---|--|---------------------------------------|--|

SCHEDULE OF SLAB REINFORCEMENT

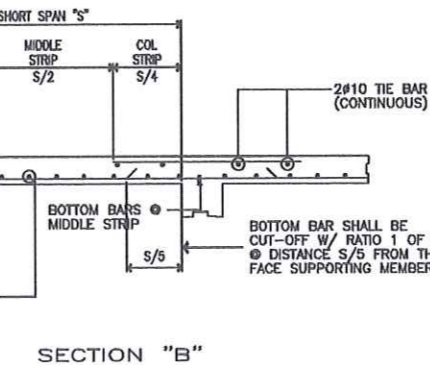
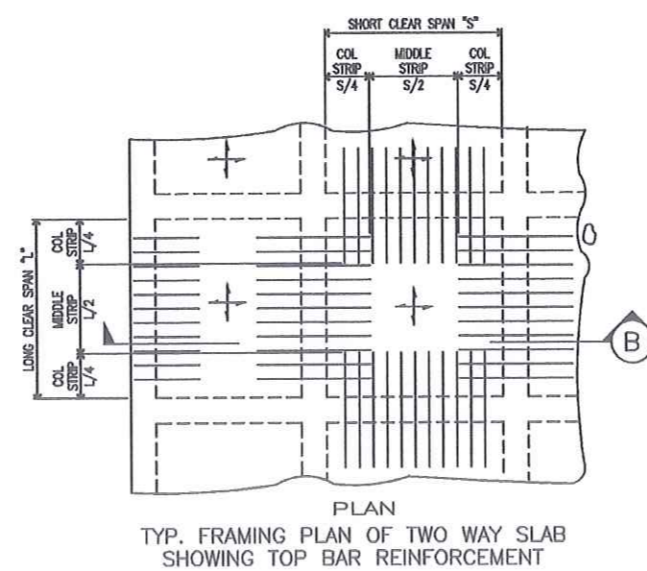
| SLAB MARK | THICKNESS("t") | BAR DIA. | SHORT SPAN (mm) | | | LONG SPAN (mm) | | | TEMPERATURE BARS (mm) | REMARKS |
|--------------|--------------------|-------------|---------------------|-------------|------------------|---------------------|-------------|------------------|--------------------------|-----------------|
| | | | TOP BARS DISCONT | BOTTOM BARS | TOP BARS CONT | TOP BARS DISCONT | BOTTOM BARS | TOP BARS CONT | | A. ONE WAY SLAB |
| | | | | | | | | | | B. TWO WAY SLAB |
| S-1 | 125 | 10 | 150 | 150 | 150 | 150 | 150 | 150 | 300 | B |
| S-2 | 100 | 10 | 125 | 125 | 125 | 125 | 125 | 125 | 250 | B |
| S-3 | 100 | 10 | 150 | 300 | 150 | 150 | 300 | 150 | 300 | A |



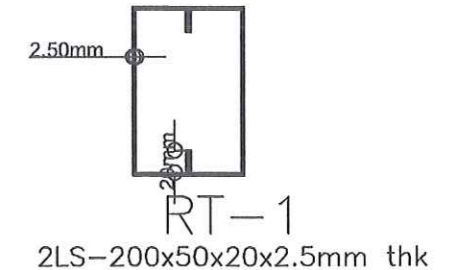
S5
1-3 NTS
TYPICAL TWO WAY SLAB DETAIL



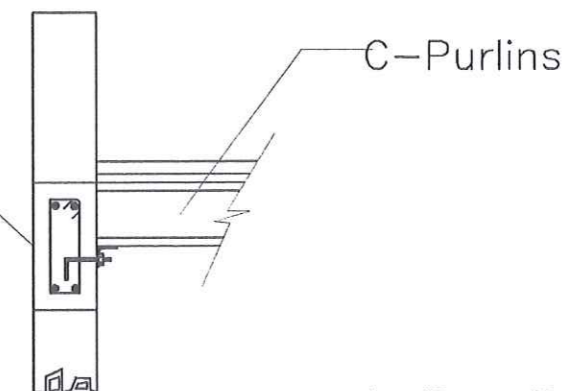
S5
2-3 NTS
TYPICAL ONE-WAY SLAB DETAIL



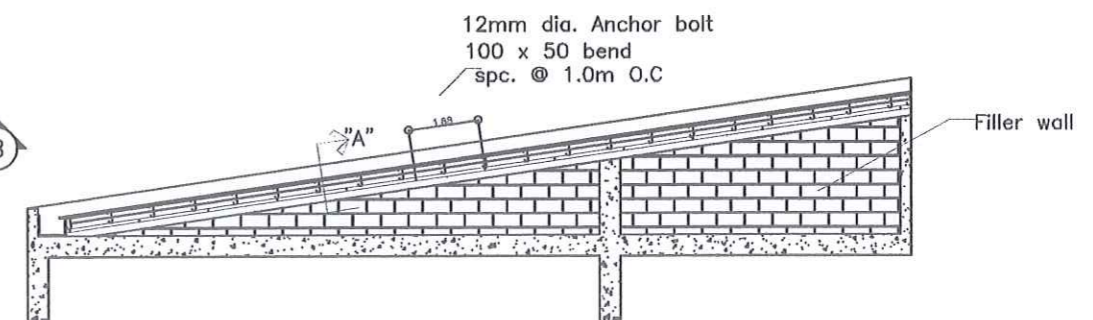
TRB-1
Roof beam truss
150 x 300 RC beam
4-12mm dia. def. bar



100mmX50mmX15X1.5MM
C-PURLINS @EVERY
600MM O.C.



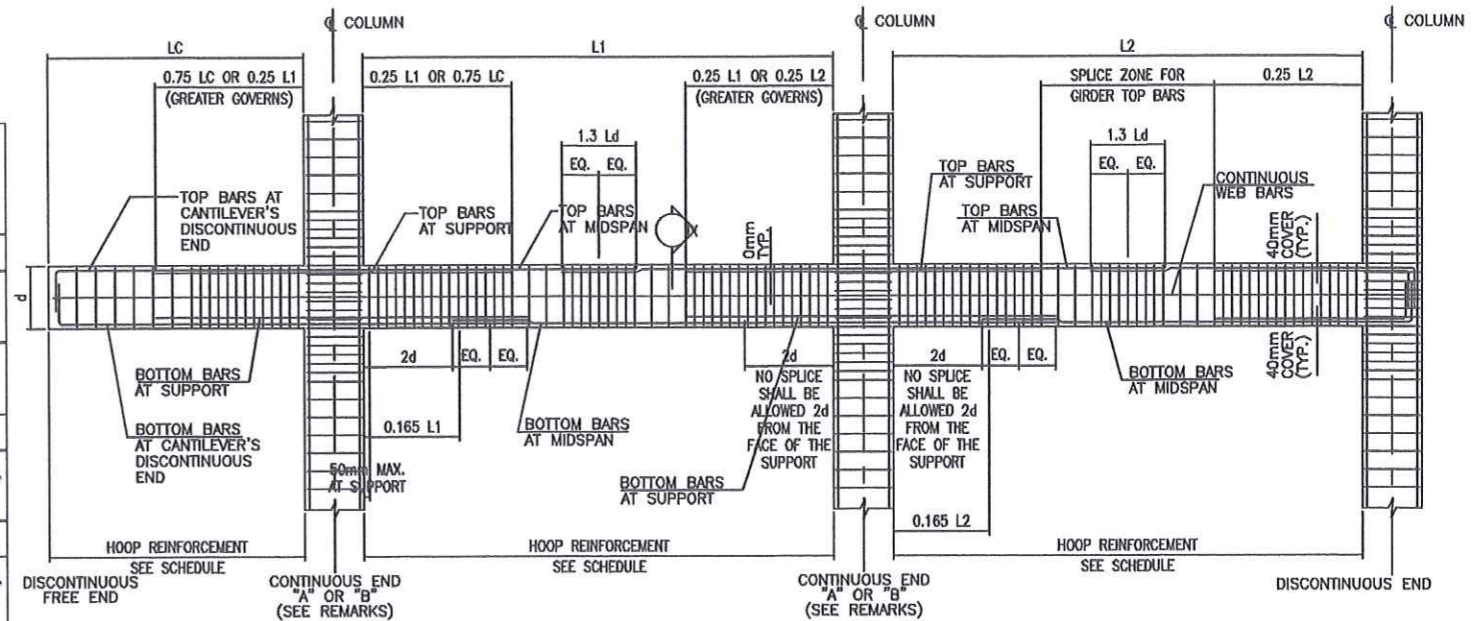
L - 50mm x 50mm x 6.0mm thk
w/ 12mm dia. Anchor bolt spc. @ 1000mm



S5
3-3 NTS
TRUSS DETAIL

BEAM REINFORCEMENT DETAIL

| MARK | LENGTH (m) | BAR Ø | REINFORCEMENTS | | | DIMENSION (mm) | | WEB BARS | STIRRUPS |
|-------------------|---------------|----------|-----------------|---------|------------------|-------------------|-----|-------------|--|
| | | | LEFT SUPPORT | MIDSPAN | RIGHT SUPPORT | B | D | | |
| | | | | | | | | | |
| TIE BEAM | | | | | | | | | |
| TB1 | varies | 16 | 4 | 4 | 4 | 200 | 450 | - | 10 mm DSB , 1 @ 50 mm , 4 @ 100 mm , 3 @ 150mm, rest @ 200 mm o.c. |
| | | | 4 | 4 | 4 | | | | |
| TB2 | varies | 16 | 4 | 4 | 4 | 200 | 450 | - | 10 mm DSB , 1 @ 50 mm , 5 @ 100 mm , 6 @ 150mm, rest @ 200 mm o.c. |
| | | | 4 | 4 | 4 | | | | |
| STAIR BEAM | | | | | | | | | |
| B1 | varies | 16 | 5 | 3 | 5 | 200 | 450 | - | 10 mm DSB, 1 @ 50 mm, 5 @ 100 mm, 3 @ 150 mm, rest @ 200 mm o.c. |
| | | | 3 | 6 | 3 | | | | |
| SECOND FLOOR BEAM | | | | | | | | | |
| 2G1 | varies | 16 | 5 | 3 | 5 | 250 | 500 | 2-Ø10 | 10 mm DSB, 1 @ 50 mm, 5 @ 100 mm, 3 @ 150 mm, rest @ 200 mm o.c. |
| | | | 3 | 6 | 3 | | | | |
| 2G2 | varies | 16 | 7 | 4 | 7 | 250 | 500 | 2-Ø10 | 10 mm DSB, 1 @ 50 mm, 5 @ 100 mm, 5 @ 150 mm, rest @ 200 mm o.c. |
| | | | 4 | 8 | 4 | | | | |
| ROOF BEAM | | | | | | | | | |
| RB1 | varies | 16 | 4 | 3 | 4 | 250 | 450 | - | 10 mm DSB, 1 @ 50 mm, 5 @ 100 mm, 3 @ 150 mm, rest @ 200 mm o.c. |
| | | | 2 | 5 | 2 | | | | |
| RB2 | varies | 16 | 5 | 4 | 5 | 250 | 450 | - | 10 mm DSB, 1 @ 50 mm, 5 @ 100 mm, 5 @ 150 mm, rest @ 200 mm o.c. |
| | | | 3 | 7 | 3 | | | | |
| CANTILEVER BEAM | | | | | | | | | |
| CB1 | varies | 16 | 2 | 2 | 2 | 200 | 400 | - | 10 mm DSB, 1 @ 50 mm, 4 @ 100 mm, rest @ 200 mm o.c. |
| | | | 2 | 2 | 2 | | | | |
| SPANDREL BEAM | | | | | | | | | |
| SPB | varies | 16 | 2 | 2 | 2 | 150 | 350 | - | 10 mm DSB, 1 @ 50 mm, 5 @ 100 mm, rest @ 150 mm o.c. |
| | | | 2 | 2 | 2 | | | | |



NOTE: AT INTERIOR SUPPORT (CONTINUOUS END) PROVIDE LARGER SIZE AND NUMBER OF TOP AND BOTTOM BARS FROM ADJACENT SPAN.

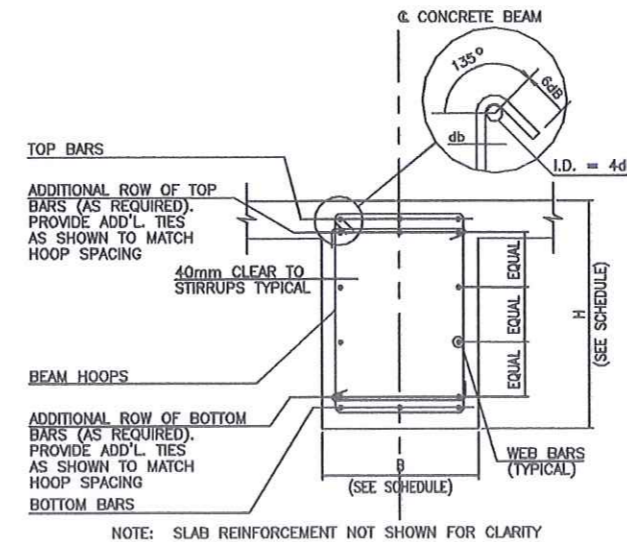
ELEVATION

NOTES:

1. $f_y = 60,000$ psi
2. MINIMUM BEAM DEPTH IS BASED ON HOOK EXTENSION LENGTH AND REQUIRED CONCRETE COVER.

STRUCTURAL NOTES :

1. SEE TABLE OF LAP SPLICE & ANCHORAGE LENGTHS SHOWN ON SHEET
2. LAP SPLICE SHALL BE LOCATED ONLY WITHIN THE LAP SPLICE ZONE.
3. TOP BAR LAP SPLICE SHALL BE 1.40 TIMES THE BOTTOM BAR LAP SPLICE.
4. TOP & BOTTOM BARS MAY BE LAP SPICED ONLY ON ONE LOCATION FOR EACH STRING OF BEAMS.
5. CLOSED HOOPS WITH A 135° BEND SHALL BE SPACED AT 100 O.C. MAXIMUM AT A DISTANCE 2d FROM THE FACE OF THE SUPPORT. FIRST STIRRUP SHALL 5d FROM THE FACE OF THE SUPPORT.
6. CLOSED HOOPS SHALL BE PROVIDED WITHIN THE LAP SPLICE LENGTH AT 100 O.C. MAXIMUM SPACING.



TYPICAL BEAM DETAILED ELEVATION

TYPE OF STIRRUPS

S6
1-1 R.C. BEAM DETAIL
SCALE

1:50

RA 9266 SECTION 33

Drawings and specifications and other contract documents duly signed, stamped or sealed, as instruments of service, are the intellectual property and documents of the architect, whether the object for which they are made is executed or not. It shall be unlawful for any person to duplicate or make copies of said documents for use in the repetition of and for other projects or buildings, whether executed partly or in whole, without the written consent of the architect or author of said documents.

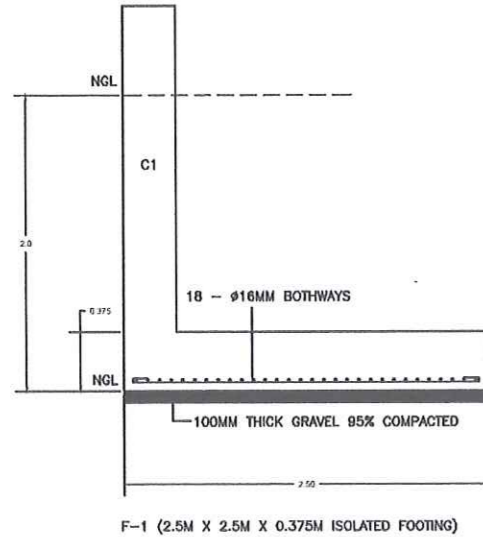
NOTE:

Written dimensions on these drawings shall have precedence over scaled dimensions. Contractors shall verify and be responsible for all dimensions and conditions on the job. The designer must be notified immediately of any variations from the dimensions and conditions shown by these drawings.

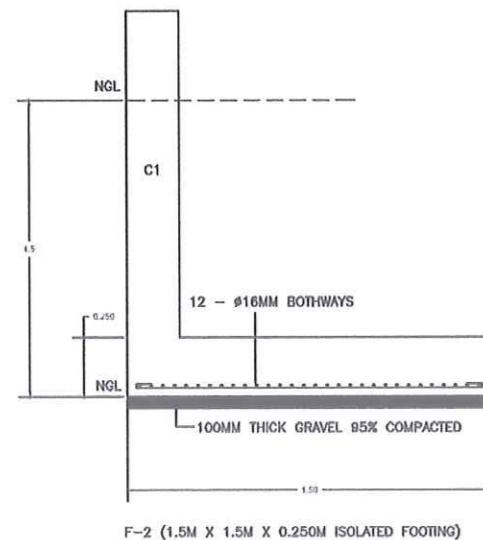
SCHEDULE OF FOOTING

| MARK | THICKNESS (mm) | SIZE (mm) | | BOTTOM BARS | | TOP BARS | | D (mm) | REMARKS |
|------|----------------|------------|-------------|-------------|---|----------|----------|------------|----------|
| | | WIDTH (mm) | LENGTH (mm) | S | L | S | L | | |
| F-1 | 375 | 2500 | 2500 | 18-Ø16mm | - | - | 18-Ø16mm | 2000 (min) | ISOLATED |
| F-2 | 250 | 1500 | 1500 | 12-Ø16mm | - | - | 12-Ø16mm | 1500 (min) | ISOLATED |

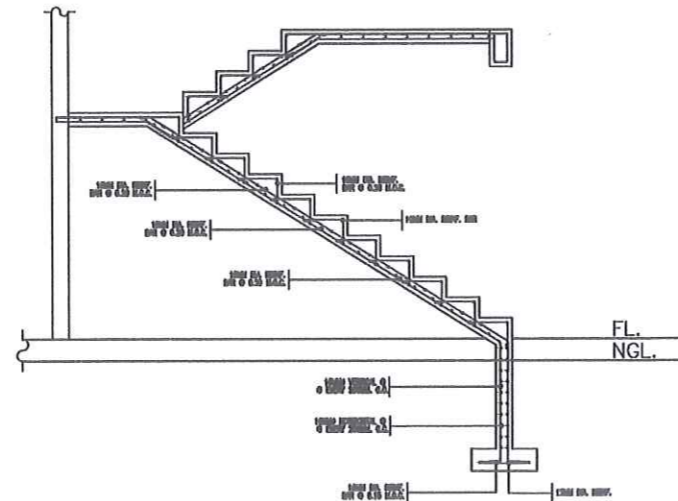
- NOTES:
- Using $f_c=21\text{MPa}$, $f_y=280\text{MPa}$ for 16mm below and $f_c=28\text{MPa}$, $f_y=420\text{MPa}$ for 20mm above
 - No Footing should rest on Backfilled Materials
 - In case the soil condition at the foundation level of the footing cannot be ascertained, the constructor must consult a soil expert or a Geotechnical Engineer to investigate sub-surface condition.



S4 FOOTING DETAIL (F-1)
SCALE 1:50



S4 FOOTING DETAIL (F-2)
SCALE 1:50



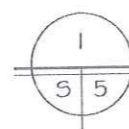
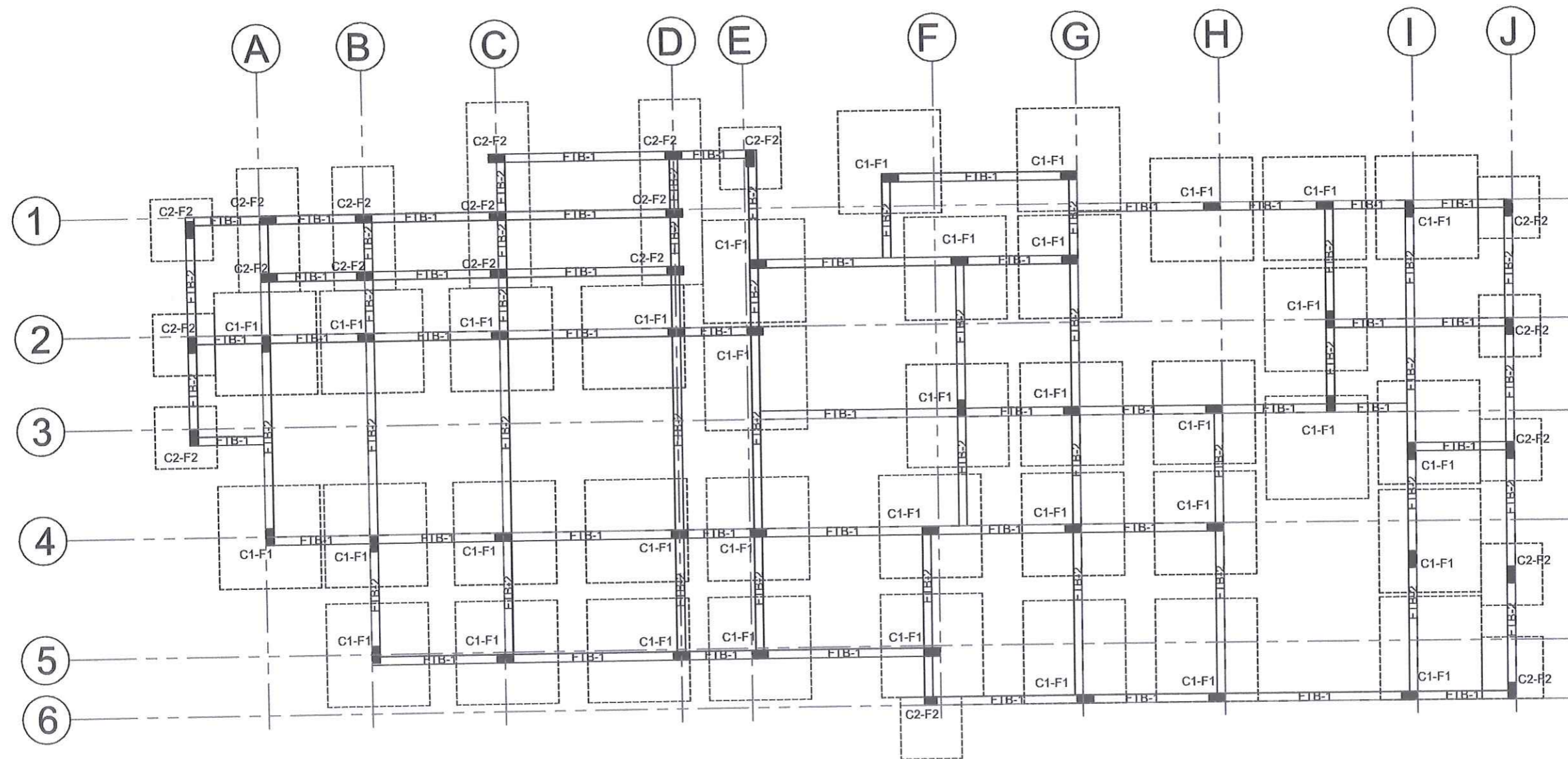
S4 TYPICAL R.C. STAIR DETAIL
NTS

SCHEDULE OF COLUMN

| MARK | FOUNDATION TO SECOND FLOOR LEVEL | | | | TIES |
|------|-------------------------------------|-----|--------------|------|---|
| | DIMENSION (mm) | | VERTICAL BAR | | |
| C-1 | 250 | 500 | 12 | 16mm | 10mm RSB-1@50, 5@75, 6@100, R@150mm O.C. |
| C-2 | 200 | 400 | 8 | 16mm | 10mm RSB-1@50, 5@75, 5@100, R@150mm O.C. |

| SCHEDULE OF COLUMNS | | | |
|---------------------|--|-------|--|
| LEVEL | C1 | LEVEL | C2 |
| | | | |
| | MAIN BARS 8-Ø20mm TIES: Ø10mm 10mm RSB-1 @50, 5@75, 6@100, R@150mm O.C. | | MAIN BARS 8-Ø16mm TIES: Ø10mm 10mm RSB-1 @50, 5@75, 5@100, R@150mm O.C. |

S4 R.C. COLUMN DETAIL
NTS

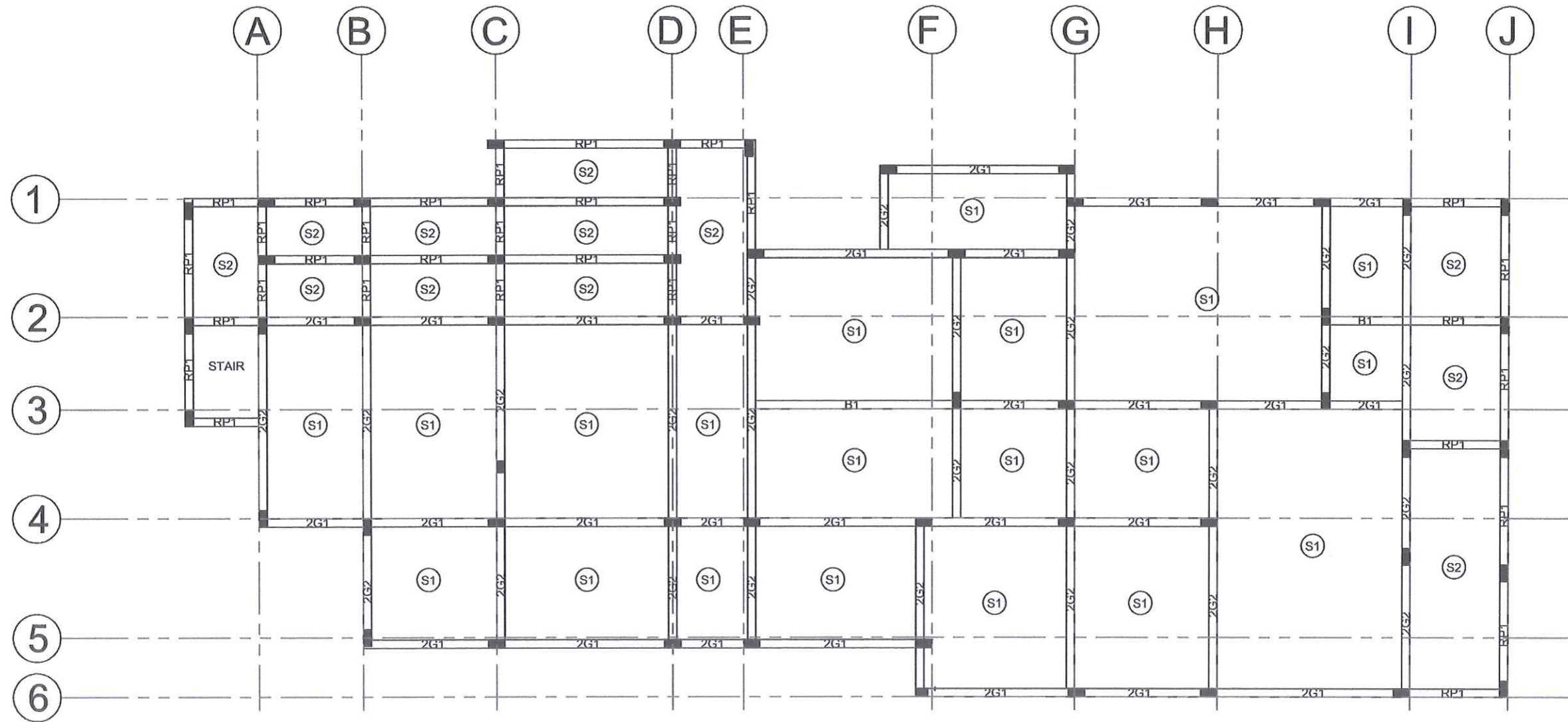


FOUNDATION PLAN

SCALE

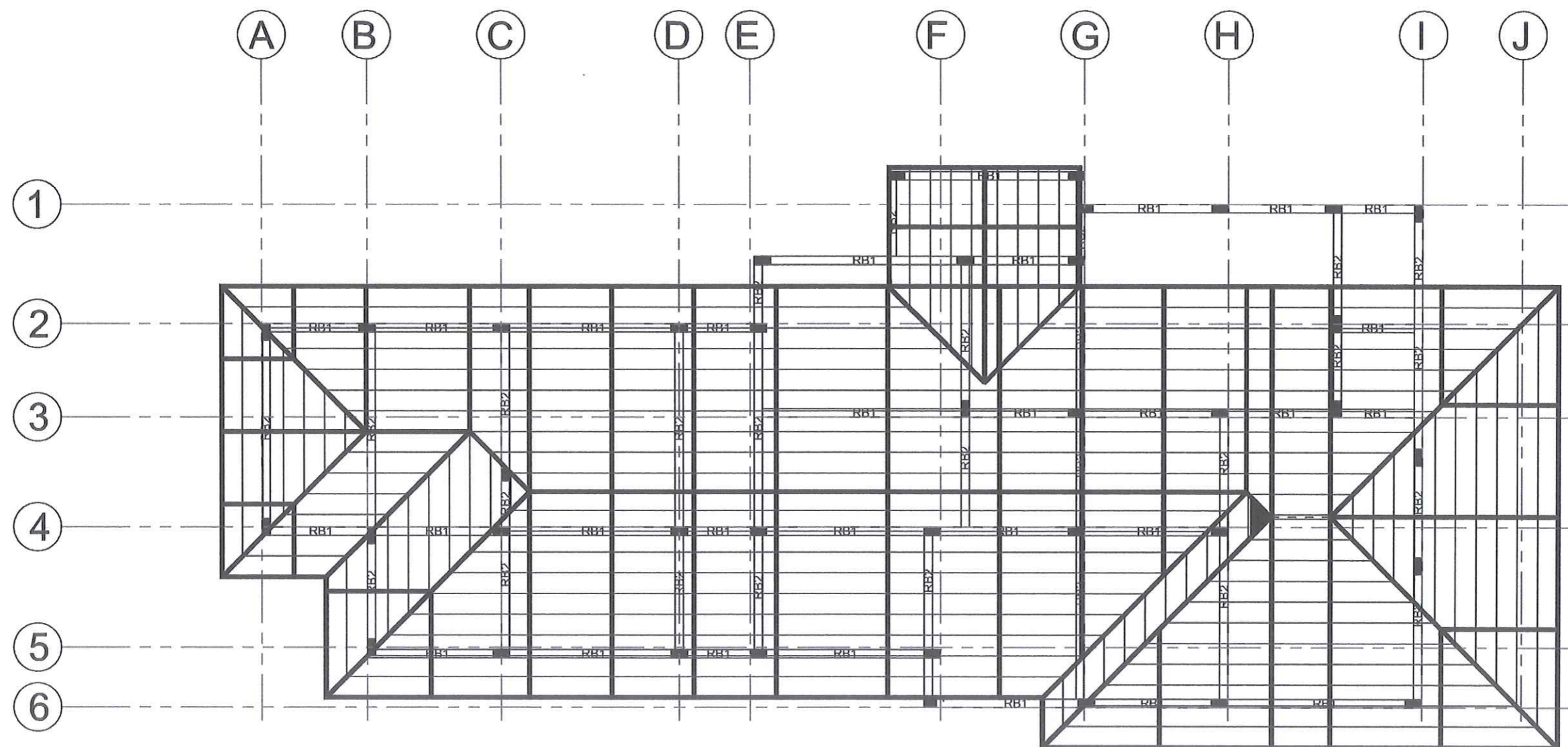
1:100 MTS

| | | | | | | | | |
|---|---|---|--|--|--|---|------------------------------------|---------------------------|
| <p>REPUBLIC OF THE PHILIPPINES DEPARTMENT OF HEALTH MARIVELES MENTAL WELLNESS AND GENERAL HOSPITAL P. MONTE ST., PORLACION, MARIVELES, BATAAN</p> | <p>RA 9266 SECTION 33 Drawings and specifications and other contract documents duly signed, stamped or sealed, as instruments of service, are the intellectual property and documents of the architect, whether the object for which they are made is executed or not. It shall be unlawful for any person to duplicate or make copies of said documents for use in the repetition of and for other projects or buildings, whether executed partly or in whole, without the written consent of the architect or author of said documents.</p> | <p>NOTE: Written dimensions on these drawings shall have precedence over scaled dimensions. Contractors shall verify and be responsible for all dimensions and conditions on the job. The designer must be notified immediately of any variations from the dimensions and conditions shown by these drawings.</p> | <p>ENGINEER MELVIN JAN A. YABUT, CE, MPA P.R.C. REG. No. : 113196 PTR No. : 1038495 Date: JAN. 15, 2022 Place: MARIVELES, BATAAN</p> | <p>PROJECT TITLE PROPOSED TWO STOREY RADIOLOGY AND PSYCHOLOGY BUILDING LOCATION: MARIVELES MENTAL WELLNESS AND GENERAL HOSPITAL P. MONTE ST., PORLACION, MARIVELES, BATAAN</p> | <p>RECOMMENDING APPROVAL: VINCENT A. ISIP OFFICER IN CHARGE HOSPITAL OPERATION PATIENT SUPPORT SERVICE</p> | <p>APPROVED BY: MARIA LOURDES L. EVANGELISTA, MD, FPPA MEDICAL CENTER CHIEF II MARIVELES MENTAL WELLNESS AND GENERAL HOSPITAL</p> | <p>SHEET CONTENT: AS SHOWN</p> | <p>SHEET NO.: S-5</p> |
|---|---|---|--|--|--|---|------------------------------------|---------------------------|



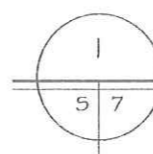
SECOND FRAMING PLAN
 SCALE 1:100 MTS

| | | | | | | | | |
|---|--|--|---|--|---|--|--|---|
| <p> REPUBLIC OF THE PHILIPPINES DEPARTMENT OF HEALTH MARIVELES MENTAL WELLNESS AND GENERAL HOSPITAL <small>P. MONROE ST., PORTACION, MARIVELES, BATAAN</small> </p> | <p> <small>RA 9266 SECTION 33</small> <small>Drawings and specifications and other contract documents duly signed, stamped or sealed, as instruments of service, are the intellectual property and documents of the architect, whether the object for which they are made is executed or not. It shall be unlawful for any person to duplicate or make copies of said documents for use in the repetition of and for other projects or buildings, whether executed partly or in whole, without the written consent of the architect or author of said documents.</small> </p> | <p> <small>NOTE:</small> <small>Written dimensions on these drawings shall have precedence over scaled dimensions. Contractors shall verify and be responsible for all dimensions and conditions on the job. The designer must be notified immediately of any variations from the dimensions and conditions shown by these drawings.</small> </p> | <p> <small>ENGINEER</small> MELVIN JAN A. YABUT, CE, MPA <small>ENGINEER IV</small> <small>PRC REG. No. : 113196</small> <small>PTR No. : 1028495</small> <small>Date : JAN. 15, 2022</small> <small>Place : MARIVELES, BATAAN</small> </p> | <p> <small>PROJECT TITLE</small> PROPOSED TWO STOREY RADIOLOGY AND PSYCHOLOGY BUILDING <small>LOCATION:</small> <small>MARIVELES MENTAL WELLNESS AND GENERAL HOSPITAL</small> <small>P. MONROE ST., PORTACION, MARIVELES, BATAAN</small> </p> | <p> <small>RECOMMENDING APPROVAL:</small> VINCENT A. ISIP <small>OFFICER IN CHARGE</small> <small>HOSPITAL OPERATION PATIENT SUPPORT SERVICE</small> </p> | <p> <small>APPROVED BY:</small> MARIA LOURDES L. EVANGELISTA, MD, FPPA <small>MEDICAL CENTER CHIEF II</small> <small>MARIVELES MENTAL WELLNESS AND GENERAL HOSPITAL</small> </p> | <p> <small>SHEET CONTENT:</small> AS SHOWN </p> | <p> <small>SHEET NO.:</small> S-6 </p> |
|---|--|--|---|--|---|--|--|---|



LEGEND:

USE 2L-50X50X2.5MM ANGLE BAR TOP AND BOTTOM
CHORD AND MEMBERS FOR TRUSSES WITH 50X150X1.5MM
C-PURLINS SPACED AT 600MM O.C.



ROOF FRAMING PLAN

SCALE 1:100 MTS

| | | | | | | | | |
|--|--|--|---|---|--|---|---------------------------------------|------------------------------|
| <p>REPUBLIC OF THE PHILIPPINES DEPARTMENT OF HEALTH</p> <p>MARIVELES MENTAL WELLNESS AND GENERAL HOSPITAL</p> <p>P. MONROE ST., PORLACION, MARIVELES, BATAAN</p> | <p>RA 9266 SECTION 33</p> <p>Drawings and specifications and other contract documents duly signed, stamped or sealed, as instruments of service, are the intellectual property and documents of the architect, whether the object for which they are made is executed or not. It shall be unlawful for any person to duplicate or make copies of said documents for use in the repetition of and for other projects or buildings, whether executed partly or in whole, without the written consent of the architect or author of said documents.</p> | <p>NOTE:</p> <p>Written dimensions on these drawings shall have precedence over scaled dimensions. Contractors shall verify and be responsible for all dimensions and conditions on the job. The designer must be notified immediately of any variations from the dimensions and conditions shown by these drawings.</p> | <p>ENGINEER</p> <p>MELVIN JAN A. YABUT, CE, MPA</p> <p>ENGINEER IV</p> <p>PRC REG. No. : 113196 PTR No. : 1028495</p> <p>Date : JAN. 15, 2022 Place : MARIVELES, BATAAN</p> | <p>PROJECT TITLE</p> <p>PROPOSED TWO STOREY RADIOLOGY AND PSYCHOLOGY BUILDING</p> <p>LOCATION: MARIVELES MENTAL WELLNESS AND GENERAL HOSPITAL P. MONROE ST., PORLACION, MARIVELES, BATAAN</p> | <p>RECOMMENDING APPROVAL:</p> <p>VINCENT A. ISIP</p> <p>OFFICER IN CHARGE HOSPITAL OPERATION PATIENT SUPPORT SERVICE</p> | <p>APPROVED BY:</p> <p>MARIA LOURDES L. EVANGELISTA, MD, FPPA</p> <p>MEDICAL CENTER CHIEF II MARIVELES MENTAL WELLNESS AND GENERAL HOSPITAL</p> | <p>SHEET CONTENT:</p> <p>AS SHOWN</p> | <p>SHEET NO.:</p> <p>S-7</p> |
|--|--|--|---|---|--|---|---------------------------------------|------------------------------|

Republic of the Philippines
Department of Health
MARIVELES MENTAL WELLNESS AND GENERAL HOSPITAL
P. Monroe St., Poblacion, Mariveles, Bataan

PROJECT TITLE : PROPOSED RADIOLOGY COMPLEX
LOCATION : MMH Compound, Mariveles, BATAAN

BILL OF QUANTITIES

| ITEM | DESCRIPTION | QTY. | UNIT | UNIT PRICE (WORDS-PHP) | AMOUNT (WORDS-PHP) |
|------------|---|--|--|---------------------------|-----------------------|
| I | SITEWORKS Removal of Existing Structure | 697.60 | sq.m. | | |
| II | EARTHWORKS Excavation Gravel base Backfill Embankment | 1,455.94 450.68 84.96 310.47 609.84 | cu.m. cu.m cu.m cu.m cu.m | | |
| III | REINFORCING STEEL BAR 16mmØ RSB 12mmØ RSB 10mmØ RSB Tie wire # 16 | 52,201.22 | kgs. | | |
| IV | SCAFFOLDINGS AND FORMWORKS FORMS 1/2" Phenolic Board 2x3x12 Coco Lumber 2x2x12 Good Lumber | 4,095.83 | sq.m. | | |

| | | | | | |
|-------------|--|-----------------------------------|------------------------------|--|--|
| V | CONCRETE WORKS Portland cement Gravel Sand | 538.77 | cu.m. | | |
| VI | MASONRY WORKS 5" CHB Decorative Stones, 15x30cm Tile Adhesives, 20kgs Portland cement Washed Sand RSB 10mmØ Tie wire # 16 | 2,662.65 147.93 | sq.m. sq.m | | |
| VII | TILE WORKS Floor Finishes Wall Finishes 10' Tile Trim Brass Stair Nosing Portland Cement Washed Sand Tile Grout Tile Adhesive Tile Cutting Disc | 910.68 467.00 444.00 | sq.m. sq.m sq.m | | |
| VIII | STEEL WORKS ROOF TRUSS 50x75x1.2mm Purlins Welding Rod CANOPY, GRILLS, AND FIRE EXIT STAIRS 50x50x6mm Angle Bar 50x6mm Flat Bar 16mm Round Bar 16mm Expansion Bolt GRAB RAILS 50mm Stainless Steel (1.5mm) Welding Rod (Stainless) RAMP & CORRIDOR (Handrails) 50mm Stainless Steel (1.5mm) Welding Rod (Stainless) | 23,793.10 | kgs | | |

| | | | | | |
|------------|---|---|----------------------------------|--|--|
| IX | CARPENTRY & JOINERY WORKS Ceiling Ceiling Finishes Ceiling Finishes, PVC Fluted Type Cabinets, Desk, Rack, Shelves 3/4" Marine Plywood Concealed Hinges Cabinet Handle Wood Glue Wood Treatment Finishing Nails Tox with Screw Masonry Drill Bit | 1,240.20 911.00 190.00 | sq.m. sq.m sq.m | | |
| X | PAINTING WORKS Semi-gloss latex paint Flat latex paint Concrete Neutralizer Tinting Color (1/4 ltr) Patching Compound Epoxy Primer Paint Thinner - | 7,927.57 | sq.m. | | |
| XI | ROOFING WORKS Homogenous Concrete Roof Tiles with accessories 10mm Double sided Roof Insulation Pre-painted Flashing(0.8mm) Pre-painted Gutter (0.8mm) Rivet | 693.00 | lm | | |
| XII | FIRE PROTECTION PIPES AND FITTINGS 40mmØ B.I. Pipe Sch. 40 32mmØ B.I. Pipe Sch. 40 25mmØ B.I. Pipe Sch. 40 25mmØ B.I. Tee Sch. 40 40mmØ x 32mmØ B.I. Tee Reducer Sch. 40 40mmØ x 25mmØ B.I. Tee Reducer Sch. 40 40mmØ Elbow 90° Sch. 40 25mmØ Elbow 90° Sch. 40 | 1.00 | lot. | | |

**SPRINKLER HEADS, VALVES,
CONNECTIONS AND OTHER ACCESSORIES**

OS & Y Gate Valve 100mmØ
Gate Valve 25mmØ
Fire Hose Cabinet Recessed Type with complete accessories

Sprinkler Heads (Pendent Type with Ceiling Plate) UL Listed

HANGERS AND SUPPORTS

Loop Hanger 25mmØ

OTHER MATERIALS

Expansion Bolt 3/8"

Threaded Rod (Continuous) 3/8"

Hexagonal nut 3/8" with washer

Teflon Tape 3/4"

U-bolt 1/4" x 4" with Nut and Washer

U-bolt 1/4" X 3" with Nut and Washer

Angle Bar 1 1/2" x 1 1/2" x 1/8" thk

PUMPS AND CONTROLLER

Fire Pump (Vertical Turbine)

-Vertical Turbine Pump shall be complete with discharge head assembly, air release, pressure gauge, coupled to an electric motor with WPI enclosure 445TP frame & other standard accessories. Fire pump shall be connected load to emergency generator.

- 500 gpm, 3650 rpm, 25 HP, 230 V, 3 PH, 60 Hz

Fire Pump Controller

- Fire Pump controller shall be wye delta reduced voltage starting open during transition from start to run, controllers shall be floor mounted on NEMA type 4 enclosure to include pump operating pilot lights, pump fail to start, pump overload, alarm, test timer solenoid valve, UL/FM approved.

- 230 V, 3 PH, 60 Hz

Jockey Pump (Submersible Pump)

- Submersible Centrifugal Pump, electric driven motor, complete with standard accessories, UL/FM approved, Jockey pump shall be connected load to the emergency generator, enclosure shall be as per manufacturer's recommendation.

- 50 gpm, 3650 rpm, 3 HP, 230 V, 3 Ph, 60 Hz

Jockey Pump Controller

- Jockey Pump controller shall include the circuit breaker, over load relay, pressure switch, running period timer, all NEMA type enclosure, pressure recorder, power on pilot lights and other accessories, UL/FM approved.

- 230 V, 3 PH, 60 Hz

FIRE ALARM SYSTEM

6 Zone Fire Alarm Control Panel

Fire Alarm Manual Station

Conventional Smoke Detector

Fire Alarm Box

Fire Alarm Bell

Junction Box

| | | | | | |
|-------------|---|-------------|-------------|--|--|
| | Utility Box PVC Elec. Pipe 20mmØ Conduit Fittings 1.25mm²,TF Wire | - | | | |
| XIII | DOORS AND WINDOWS Doors with complete assesories and locksets (see plans) Windows with complete assesories and locksets (see plans) | 1.00 | lot. | | |
| XIV | PLUMBING WORKS STORM DRAINAGE Strainer 4" PVC Pipe 4" PVC Elbow 90 6" PVC Pipe SANITARY 4" PVC C.O. 4" PVC Pipe 4" PVC Wye 4" PVC Coupling 4" PVC Elbow 90 4" PVC Elbow 135 Teflon Tape PVC Solvent 2" PVC Pipe 2" PVC Wye 2" PVC Coupling 2" PVC Elbow 90 WATER SUPPLY Gate Valve Check Valve Water Meter 3/4"Ø PPR Pipe PN 20 3/4"Ø PPR Tee PN 20 3/4"Ø PPR Elbow PN 20 3/4"Ø PPR Coupling PN 20 FITTINGS 2" P-Trap 2" PVC Tee 2" PVC Pipe 2"-4" PVC Wye Enlarger 2" PVC Elbow 135 4" P-Trap 4" PVC Tee 2"-4" PVC Tee Reducer FIXTURES with ACCESSORIES Water Closet w/ Fittings & Acc's Bidet Lavatory-Pedestal Type Kitchen Sink, double basin Urinal Flush Type Shower Set w/ valve & head One way Mirror, 40x60cm 4"x4" Stainless Floor Drain Stainless Gooseneck Type Faucet Stainless Faucet Hose Bibb | 1.00 | lot. | | |
| | | 9.00 | units | | |
| | | 9.00 | units | | |
| | | 11.00 | units | | |
| | | 2.00 | unit | | |
| | | 9.00 | unit | | |
| | | 9.00 | sets | | |
| | | 9.00 | sets | | |
| | | 9.00 | pcs | | |
| | | 11.00 | unit | | |
| | | 9.00 | unit | | |
| | | 20.00 | pc | | |

| | | | | | |
|----|--|------|------|--|--|
| | RAIN WATER COLLECTION 2000 liter Water storage tank 2"Ø PPR Pipe PN 20 2"Ø PPR Tee PN 20 2"Ø PPR Elbow PN 20 2"Ø PPR Coupling PN 20 | 2.00 | unit | | |
| XV | ELECTRICAL WORKS Main Distribution Panel 100% MAIN & 50 % GROUND COPPER BUSBARS (Based on MAIN Ampere Frame), Bolt-on Main & Branch Breakers, Bottom Entry, Flush Mounted, NEMA-3 Standard G.A. # 16, Encl., Gray Powder Coated Finish Main: 200AT/250AF, 3P, 240V Branches: 2 - 150AT/175AF, 3P, 240V 2 - 100AT/150AF, 3P, 240V GF LPP and SF LPP 100% MAIN & 50 % GROUND COPPER BUSBARS (Based on MAIN Ampere Frame), Bolt-on Main & Branch Breakers, Bottom Entry, Flush Mounted, NEMA-3 Standard G.A. # 16, Encl., Gray Powder Coated Finish Main: 100AT/150AF, 3P, 240V Branches: 6 - 30AT/50AF, 1P, 230V 3 - 20AT/50AF, 1p, 230V SF PP 100% MAIN & 50 % GROUND COPPER BUSBARS (Based on MAIN Ampere Frame), Bolt-on Main & Branch Breakers, Bottom Entry, Flush Mounted, NEMA-3 Standard G.A. # 16, Encl., Gray Powder Coated Finish Main: 150AT/175AF, 3P, 240V Branches: 6 - 30AT/50AF, 1P, 230V 2- 40AT/50AF, 1P, 230V 125mm2 THHN Wire 50 mm2 THHN Wire 5.5 mm2 THHN Wire 3.5 mm2 THHN Wire 30 mm2 TW Wire 14 mm2 TW Wire 2 mm2 TW Wire Grounding Rod Solderless Connector (for 250mm2 wire) Cable Tray, 40mm Cable Tray, 25mm 25 mm Ø PVC Utility Box Junction Box Service Cap, 1 1/2" 65mm Ø EMT 40mm Ø EMT Long Swift Elbow, 1 1/2", 90° Single Switch 2 - gang Switch | 1.00 | lot | | |
| | | 1.00 | sets | | |
| | | 2.00 | set | | |
| | | 1.00 | set | | |

| | | | | | |
|------------|---|-------------|------------|--|--|
| | 3 - gang Switch | | | | |
| | 3 - way, 3 - gang Switch | | | | |
| | Convenience Outlet (Single with Ground 15A) | 21.00 | pcs | | |
| | Convenience Outlet (Duplex with Ground 15A) | 85.00 | pcs | | |
| | Floor Outlet | 2.00 | pcs | | |
| | Aircon Outlet | 17.00 | pcs | | |
| | Safety Breaker, 30A | 16.00 | pcs | | |
| | Safety Breaker, 40A | 16.00 | pcs | | |
| | Exhaust fan (ceiling mounted) | 10.00 | units | | |
| | 2 hp Airconditioning Unit, Split type, Inverter | 8.00 | units | | |
| | 2.5hp Airconditioning Unit, Split type, Inverter | 7.00 | units | | |
| | 3 TR Airconditioning Unit, Floor Mounted, Inverter | 2.00 | units | | |
| | Recessed type lighting fixtures with 1 x 18W LED Tube light | 14.00 | set | | |
| | Recessed type lighting fixtures with 2 x 18W LED Tube light | 120.00 | set | | |
| | Chrome Plated lighting fixture with 18W LED light | 30.00 | set | | |
| | Wall mounted LED light 12W | 20.00 | pcs | | |
| | 12W LED Bulb | 50.00 | pcs | | |
| | Emergency Light 2x10W | 25.00 | unit | | |
| | RENEWABLE ENERGY SOURCE | | | | |
| | Solar Panel, 1340w, 36v Monocrystalline | 110.00 | units | | |
| | Inverter, 15000w | 10.00 | units | | |
| | Battery, GEL-TYPE 150Ah, 12v | 5.00 | unit | | |
| | MPPT Charge Controller , For Off-Grid setup (with battery) | 1.00 | unit | | |
| | Security Motion Sensor LED Light | 5.00 | units | | |
| | Halogen LED bulb floodlight | 5.00 | units | | |
| | Cables and metal support | 1.00 | set | | |
| | Vertical Axis Wind Turbine 600 watts, Magnetic Levitation | 6.00 | unit | | |
| | HYBRID Charge Controller, Solar and Wind Controller | 1.00 | unit | | |
| | Cables and metal support | 1.00 | lot | | |
| | CISTERN TANK | | | | |
| | 2.0 HP Submersible Pump | 2.00 | unit | | |
| | Motor Pump control panel with 30 Amp automatic circuit breaker, 30A magnetic contactor switch, floatless relay and manual/auto switch with pilot lamp | 2.00 | set | | |
| | 3.5mm2 THHN Wire | 2.00 | box | | |
| | - | | | | |
| XVI | MOBILIZATION/DEMOBILIZATION | 1.00 | lot | | |
| | Mobilization/Demobilization | | | | |

Total Bid Amount in words: _____

Total Bid Amount in figures: _____

CONTRACTOR/ BIDDER

Republic of the Philippines
Department of Health
MARIVELES MENTAL WELLNESS AND GENERAL HOSPITAL
P. Monroe St., Poblacion, Mariveles, Bataan

PROJECT TITLE : **PROPOSED RADIOLOGY COMPLEX**
LOCATION : MMWGH Compound, Mariveles, BATAAN
SUBJECT : SCOPE OF WORKS AND SPECIFICATIONS

GENERAL REQUIREMENTS

1. Furnish all labor, materials, equipment, plants, tools and other facilities to complete the entire works including architectural, civil, sanitary, electrical and mechanical lines where applicable and render ready for use/functional the **PROPOSED RADIOLOGY COMPLEX**, in accordance with the plans, specifications, scope of works, summary of materials and finishes, bid bulletin/s, instructions during project implementation, etc., and other contract documents.
2. Protect from damages all existing utility lines, structures, including roadways, etc. within the site and adjoining areas that may be damaged shall be repaired /replaced by the contractor without extra cost to the owner.

I. Site Works/ Earth Works

Mobilization, Layout and Permits

1. Provide Temporary Facilities such as Field/Site Office, Workshop/Stockpile/Warehouse Area, Safety Fence, Barricades, Barriers and Prohibitive/Warning Signs.
2. Correct layout of alignment, grade and elevations shall be executed and corresponding markings properly indicated before any permanent structure is installed.
3. The contractor shall obtain at his expense all permits (Building Permits, and other permits) required by the government authorities. Work shall not be started unless said authorities have approved the plans and a valid permit has been issued.
4. The contractor shall carry all expenditures for temporary water, power, telephone supply and all required testing of materials, etc. for this project and shall be included in the contractor's proposals.
5. The contractor shall include in his proposal and also shoulder the entire required necessary permit for this project.
6. This item includes the removal of existing structures.
7. Earthworks includes the excavation, embankment, and gravel bedding.

II. Reinforcement Bars

1. Reinforcing Steel Bars to be use shall Grade 40 or 275 MPa.
2. Installation and fabrication of reinforcing steel bars must be in accordance with the latest issuance of ACI code and National Structural Code of the Philippines (NSCP).

III. Scaffolding and Formworks

1. Provide Scaffolding and Formworks either using Plywood or Good/ Ordinary Lumber Frames, Braces and Forms to whatsoever the availability of the contractor.

IV. Concreting Works

1. Use 3000 psi or 20.7 MPa concrete strength at 28 days.
2. Use of standard Class AAA mixture for the main structural members.

V. Masonry Works

1. Undertake and complete all required masonry works, plastering works & plain cement finishing for all exterior and interior walls. (Verify Plan).
2. Use 125mm thick CHB for all interior and exterior walls.
3. Provide Ø10mm spaced at 600mm on center Horizontal Bars and Ø10mm spaced at 800mm on center Vertical bars for all CHB Walls.
4. All CHB corner connections shall be provided with stiffener columns and constructed simultaneously.
5. All concrete surfaces damaged during cleaning, grubbing and hauling shall be repaired or retouched by plastered finish.

6. Follow as per plans, supplemental drawings and specifications etc. to complete these items of works.

VI. Tile Works

1. Install floor and wall tiles. (See Tile Layout Plan Detail).
2. Install ceramic non-skid tiles at all Comfort Room's flooring and Comfort Room's walling with 1.80m. high from the flooring. (See Tile Layout Plan Detail)
3. Provide Tile Trim on Countertops and Comfort Room's Tile works.
4. All Tiles will be approved by Medical Center Chief or Engineer before the installation.
5. Observe proper slope in laying the tiles.
6. Follow as per plans, supplemental drawings and specifications etc. to complete this item of works.

VII. Steel Works

1. Fabrication of steel trusses for roof framing, canopy, grills, and fire exits. (See Detailed Drawing).
2. Fabrication of rails in stairs, ramps, and comfort rooms.
3. Full weld and smooth finished all steel and stainless connection joints free from sharps.
4. Follow as per plans, supplemental drawings and specifications etc. to complete these items of works.

VIII. Carpentry and Joinery Works

1. Install all types of ceiling finishes indicated in the plan.
2. Includes all Cabinets, Desk, Rack, and Shelves.
3. Includes all required hardware's and accessories to complete the ceiling works such as assorted nails, rivets, clips and etc.
4. Follow as per plans, supplemental drawings and specifications etc. to complete these items of works.

IX. Painting Works

1. Painting of all exterior and interior concrete walls and steel trusses. (See Plan)
2. Apply at least three (3) coatings and follow standard procedures in painting.
3. Color will be approved by Medical Center Chief or Hospital Engineer/ Architect.
4. Use premium quality and market approved brands of paint.

X. Roofing Works

1. Provide Homogenous Concrete Roof Tiles (Including accessories) with 10mm double sided roof insulator.
2. Use Homogenous Concrete Gutters, Ridge rolls and Flashings.
3. Includes Hardware materials/accessories (Rivets & Tec screw).
4. Follow as per plans, supplemental drawings and specifications etc. to complete these items of works.

XI. Fire Protection

Fittings and Sprinklers

1. Supply and Installation of Siamese Connection, Sprinklers and connectors Valves all Solid Brass (See plan and detail).
2. Follow as per plans, supplemental drawings and specifications etc. to complete these items of works.

Fire Detectors and Alarm System.

1. Supply and Installation of Fire Alarm Control Panel with Manual pull station, Alarm Bell and Photoelectric Smoke Detectors (See plan and detail).
2. Follow as per plans, supplemental drawings and specifications etc. to complete these items of works.

XII. Doors and Windows

1. Fabricate and Install Doors and windows with complete hardware's and accessories as per specified in the plan. (See Plan Detail)
2. All Flush Doors, Steel Jambs and Steel Grills must be painted finish.
3. Follow as per plans, supplemental drawings and specifications etc. to complete these items of works.

XIII. Plumbing Works

Plumbing Fixtures

1. Supply and Installation of standard size Urinals and Water Closet with water tank with complete hardware, accessories and fittings.
2. Supply and Installation of standard size Lavatory, One way mirror, faucet, hardware, accessories, p-trap and fittings.
3. Supply and Installation of complete shower system and Bidets.
4. Supply and Installation of Pedestal type Lavatory with gooseneck faucet, p-trap, accessories, hardware and fittings.
5. Provide 4"x4" Stainless Floor Drain on all Toilets and Comfort Rooms.
6. Follow as per plans, supplemental drawings and specifications etc. to complete these items of works.

Sewer/Sanitary and Ventilation Line System

1. Installation of proposed Sewer/Sanitary lines.
2. Includes the installation of 50mm – 150mm diameter S1000 uPVC pipes. (See Plumbing Layout Plan)
3. Includes all the required PVC coupler, elbow, wye, tee, clean out and fittings.

Water Line/Supply System

1. Installation of proposed Water Line Supply System
2. Use ¾" diameter PPR Pipes Pn 20 for Water lines, including fittings and couplings. (Verify Plan)
3. Includes Required Gate Valves, Check valve, Hose Bibb, Faucet and Etc.
4. Follow as per plans, supplemental drawings and specifications etc. to complete these items of works.

Rainwater Collection

1. Installation of Water storage tank.
2. Use ¾" diameter PPR Pipes Pn 20 for Water lines, including fittings and couplings. (Verify Plan)
3. Follow as per plans, supplemental drawings and specifications etc. to complete these items of works.

Other Works

1. Leak testing in the presence of MMWGH representatives and the end-users is a must prior to concealing of pipes.
2. All Sanitary works to be done shall be under the direct supervision of duly registered Sanitary Engineer.
3. All Sanitary works shall be performed in accordance with the plans and specifications and to the fullest satisfaction of the Sanitary Engineer in-charge.
4. Provide as-built plan of all plumbing installation.

XIV. Electrical Works

1. Follow the proposed Electrical Plan.
2. Includes the installation of conduit PVC pipes, utility boxes for switches, outlets, junction boxes, electrical devices and all Electrical wirings. (Verify Plan).
3. Includes installation of all the Electrical Fixtures such as Air-Conditioning Units, Lightings, Convenience, Outlets, Switches, ACU Outlets base on the Plan.
4. Includes the installation of Grounding Rod, Circuit breakers & panel boards.
5. Installation of stand-alone Solar Panels with vertical axis wind turbine, complete with battery and accessories.
6. Installation of Motor Pump control panel with 30 Amp automatic circuit breaker, 30A magnetic contactor switch, float less relay and manual/auto switch with pilot lamp and Submersible pumps.
7. Provide as built plan of all electrical installation.
8. Follow all the electrical specifications noted in the Electrical Loading Design Plan.
9. All Electrical works to be done shall be under the direct supervision of duly registered Professional Electrical Engineer.

10. All Electrical works shall be performed in accordance with the plans and specifications and to the fullest satisfaction of the Electrical Engineer in-charge.
11. Provide as-built plan of all Electrical installation.
12. Follow as per plan and specifications and scope of works to complete the electrical works and render it to be fully operational.

CONSTRUCTION CLEARANCES and OTHER ITEMS

1. Secure from Engineer-in-Charge the following clearances prior to commencing requisite work:
 - a. Wall layout clearance – verification of measurements and distances
 - b. Electrical fixture, device, equipment installation clearance - verification of location, adherence to design specifications of electrical roughing-ins.
 - c. Plumbing fixture, accessory installations clearance – verification of location adherence to design specifications of plumbing roughing – ins.
 - d. Certificate from supplier, manufacturer, and dealer indicating specifications of branded material installed in construction.
2. Contractor is required to have all members of his construction crew to wear uniform T-shirt (one color) bearing the Contractor's name and address or identification.
3. Contractor is required to have all the members of his crew wear Personal Protective Equipment at designated places in the construction site.

EQUIPMENT

1. Make use of the necessary minor and major equipment for all items of works to complete the project.

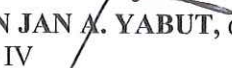
TIME OF COMPLETION

The project shall be completed and ready for use not later than **THREE HUNDRED SIXTY CALENDAR DAYS** (360 Calendar Days) in accordance with the plans, specifications, supplemental drawings, bid bulletin/s, instructions during construction, shop drawings, scope of works, summary of relevant characteristics of materials and finishes or ARCHITECTURAL, STRUCTURAL, ELECTRICAL, PLUMBING, FIRE PROTECTION, MECHANICAL and other contract documents and as provided for in the IRR of RA 9184.

Prepared by:


JOHNIEL JUNE M. VILLANUEVA, REE
Engineer III

Checked by:


MELVIN JAN A. YABUT, CE, MPA
Engineer IV

Recommending Approval:


VINCENT A. ISIP
OIC-HOPSS

Approved:


MARIA LOURDES L. EVANGELISTA, MD, FPPA
Medical Center Chief II

Bid Form

Date: _____
IB¹ N°: _____

To: *[name and address of PROCURING ENTITY]*
Address: *[insert address]*

We, the undersigned, declare that:

- (a) We have examined and have no reservation to the Bidding Documents, including Addenda, for the Contract *[insert name of contract]*;
- (b) We offer to execute the Works for this Contract in accordance with the Bid and Bid Data Sheet, General and Special Conditions of Contract accompanying this Bid;

The total price of our Bid, excluding any discounts offered below is: *[insert information]*;
The discounts offered and the methodology for their application are: *[insert information]*;

- (c) Our Bid shall be valid for a period of *[insert number]* days from the date fixed for the Bid submission deadline in accordance with the Bidding Documents, and it shall remain binding upon us and may be accepted at any time before the expiration of that period;
- (d) If our Bid is accepted, we commit to obtain a Performance Security in the amount of *[insert percentage amount]* percent of the Contract Price for the due performance of the Contract;
- (e) Our firm, including any subcontractors or suppliers for any part of the Contract, have nationalities from the following eligible countries: *[insert information]*;
- (f) We are not participating, as Bidders, in more than one Bid in this bidding process, other than alternative offers in accordance with the Bidding Documents;
- (g) Our firm, its affiliates or subsidiaries, including any subcontractors or suppliers for any part of the Contract, has not been declared ineligible by the Funding Source;
- (h) We understand that this Bid, together with your written acceptance thereof included in your notification of award, shall constitute a binding contract between us, until a formal Contract is prepared and executed; and
- (i) We understand that you are not bound to accept the Lowest Calculated Bid or any other Bid that you may receive.
- (j) **We likewise certify/confirm that the undersigned, is the duly authorized representative of the bidder, and granted full power and authority to do, execute and perform any and all acts necessary to participate, submit the bid, and to sign and execute the ensuing contract for the *[Name of Project]* of the *[Name of the Procuring Entity]*.**
- (k) **We acknowledge that failure to sign each and every page of this Bid Form, including the Bill of Quantities, shall be a ground for the rejection of our bid.**

Name: _____
In the capacity of: _____
Signed: _____

¹ If ADB, JICA and WB funded projects, use IFB.

Duly authorized to sign the Bid for and on behalf of: _____

Date: _____

Omnibus Sworn Statement (Revised)

[shall be submitted with the Bid]

REPUBLIC OF THE PHILIPPINES)
CITY/MUNICIPALITY OF _____) S.S.

AFFIDAVIT

I, [Name of Affiant], of legal age, [Civil Status], [Nationality], and residing at [Address of Affiant], after having been duly sworn in accordance with law, do hereby depose and state that:

1. *[Select one, delete the other:]*

[If a sole proprietorship:] I am the sole proprietor or authorized representative of [Name of Bidder] with office address at [address of Bidder];

[If a partnership, corporation, cooperative, or joint venture:] I am the duly authorized and designated representative of [Name of Bidder] with office address at [address of Bidder];

2. *[Select one, delete the other:]*

[If a sole proprietorship:] As the owner and sole proprietor, or authorized representative of [Name of Bidder], I have full power and authority to do, execute and perform any and all acts necessary to participate, submit the bid, and to sign and execute the ensuing contract for [Name of the Project] of the [Name of the Procuring Entity], as shown in the attached duly notarized Special Power of Attorney;

[If a partnership, corporation, cooperative, or joint venture:] I am granted full power and authority to do, execute and perform any and all acts necessary to participate, submit the bid, and to sign and execute the ensuing contract for [Name of the Project] of the [Name of the Procuring Entity], as shown in the attached [state title of attached document showing proof of authorization (e.g., duly notarized Secretary's Certificate, Board/Partnership Resolution, or Special Power of Attorney, whichever is applicable)];

3. [Name of Bidder] is not "blacklisted" or barred from bidding by the Government of the Philippines or any of its agencies, offices, corporations, or Local Government Units, foreign government/foreign or international financing institution whose blacklisting rules have been recognized by the Government Procurement Policy Board, **by itself or by relation, membership, association, affiliation, or controlling interest with another blacklisted person or entity as defined and provided for in the Uniform Guidelines on Blacklisting;**

4. Each of the documents submitted in satisfaction of the bidding requirements is an authentic copy of the original, complete, and all statements and information provided therein are true and correct;

5. [Name of Bidder] is authorizing the Head of the Procuring Entity or its duly authorized representative(s) to verify all the documents submitted;

6. *[Select one, delete the rest:]*

[If a sole proprietorship:] The owner or sole proprietor is not related to the Head of the Procuring Entity, members of the Bids and Awards Committee (BAC), the Technical

Working Group, and the BAC Secretariat, the head of the Project Management Office or the end-user unit, and the project consultants by consanguinity or affinity up to the third civil degree;

[If a partnership or cooperative:] None of the officers and members of *[Name of Bidder]* is related to the Head of the Procuring Entity, members of the Bids and Awards Committee (BAC), the Technical Working Group, and the BAC Secretariat, the head of the Project Management Office or the end-user unit, and the project consultants by consanguinity or affinity up to the third civil degree;

[If a corporation or joint venture:] None of the officers, directors, and controlling stockholders of *[Name of Bidder]* is related to the Head of the Procuring Entity, members of the Bids and Awards Committee (BAC), the Technical Working Group, and the BAC Secretariat, the head of the Project Management Office or the end-user unit, and the project consultants by consanguinity or affinity up to the third civil degree;

7. *[Name of Bidder]* complies with existing labor laws and standards; and
8. *[Name of Bidder]* is aware of and has undertaken the responsibilities as a Bidder in compliance with the Philippine Bidding Documents, which includes:
 - a. Carefully examining all of the Bidding Documents;
 - b. Acknowledging all conditions, local or otherwise, affecting the implementation of the Contract;
 - c. Making an estimate of the facilities available and needed for the contract to be bid, if any; and
 - d. Inquiring or securing Supplemental/Bid Bulletin(s) issued for the *[Name of the Project]*.
9. *[Name of Bidder]* did not give or pay directly or indirectly, any commission, amount, fee, or any form of consideration, pecuniary or otherwise, to any person or official, personnel or representative of the government in relation to any procurement project or activity.
10. **In case advance payment was made or given, failure to perform or deliver any of the obligations and undertakings in the contract shall be sufficient grounds to constitute criminal liability for Swindling (Estafa) or the commission of fraud with unfaithfulness or abuse of confidence through misappropriating or converting any payment received by a person or entity under an obligation involving the duty to deliver certain goods or services, to the prejudice of the public and the government of the Philippines pursuant to Article 315 of Act No. 3815 s. 1930, as amended, or the Revised Penal Code.**

IN WITNESS WHEREOF, I have hereunto set my hand this ____ day of ____, 20__ at _____, Philippines.

[Insert NAME OF BIDDER OR ITS AUTHORIZED REPRESENTATIVE]

[Insert signatory's legal capacity]
Affiant

[Jurat]

[Format shall be based on the latest Rules on Notarial Practice]