


**STATEMENT OF APPROVED BUDGET, UTILIZATIONS, DISBURSEMENTS AND BALANCES**  
As of December 31, 2018


Department: Department of Health (DOH)  
Agency: Office of the Secretary  
Operating Unit: Mariveles Mental Hospital  
Organization Code (UACS): 130011400031  
Report Status: SUBMITTED

PARTICULARS	UACS CODE	APPROVED BUDGET			BUDGET UTILIZATION					DISBURSEMENTS					BALANCES		
		Approved Budgeted Revenue	Adjustments (Additions, Reduction, Realignment)	Adjusted Budgeted Revenue	1st Quarter Ending March 31	2nd Quarter Ending June 30	3rd Quarter Ending Sept. 30	4th Quarter Ending Dec. 31	Total	1st Quarter Ending March 31	2nd Quarter Ending June 30	3rd Quarter Ending Sept. 30	4th Quarter Ending Dec. 31	Total	Unutilized Budget	Unpaid Utilizations	
																Due and Demandable / Accounts Payable	Not Yet Due and Demandable
1	2	3	4	5=[3+(-)4]	6	7	8	9	10=(6+7+8+9)	11	12	13	14	15=(11+12+13+14)	16=(5-10)	17	18
<b>I. Agency Approved Budget</b>																	
Internally Generated Income	05206441	698,635.49	6,631,963.15	7,330,598.64	642,959.24	296,778.43	2,841,528.93	1,819,618.59	5,600,885.19	642,959.24	152,196.37	1,803,110.99	2,944,618.59	5,542,885.19	1,729,713.45	58,000.00	
Operations	3000000000000000	698,635.49	6,631,963.15	7,330,598.64	642,959.24	296,778.43	2,841,528.93	1,819,618.59	5,600,885.19	642,959.24	152,196.37	1,803,110.99	2,944,618.59	5,542,885.19	1,729,713.45	58,000.00	
OO : Access to curative and rehabilitative health care services improved	3200000000000000	698,635.49	6,631,963.15	7,330,598.64	642,959.24	296,778.43	2,841,528.93	1,819,618.59	5,600,885.19	642,959.24	152,196.37	1,803,110.99	2,944,618.59	5,542,885.19	1,729,713.45	58,000.00	
HEALTH FACILITIES OPERATION PROGRAM	3201000000000000	698,635.49	6,631,963.15	7,330,598.64	642,959.24	296,778.43	2,841,528.93	1,819,618.59	5,600,885.19	642,959.24	152,196.37	1,803,110.99	2,944,618.59	5,542,885.19	1,729,713.45	58,000.00	
CURATIVE HEALTH CARE SUB-PROGRAM	3201010000000000	698,635.49	6,631,963.15	7,330,598.64	642,959.24	296,778.43	2,841,528.93	1,819,618.59	5,600,885.19	642,959.24	152,196.37	1,803,110.99	2,944,618.59	5,542,885.19	1,729,713.45	58,000.00	
Operations of DOH Regional Hospitals and Other Health Facilities	320101100003000	698,635.49	6,631,963.15	7,330,598.64	642,959.24	296,778.43	2,841,528.93	1,819,618.59	5,600,885.19	642,959.24	152,196.37	1,803,110.99	2,944,618.59	5,542,885.19	1,729,713.45	58,000.00	
MOOE		359,297.59	4,965,846.12	5,325,143.71	530,961.24	296,778.43	1,682,478.93	1,048,484.59	4,158,703.19	530,961.24	152,196.37	1,803,110.99	1,672,434.59	4,158,703.19	1,166,440.52		
CO		339,337.90	1,666,117.03	2,005,454.93	111,998.00		1,159,050.00	171,134.00	1,442,182.00	111,998.00			1,272,184.00	1,384,182.00	563,272.93	58,000.00	
<b>GRAND TOTAL</b>		698,635.49	6,631,963.15	7,330,598.64	642,959.24	296,778.43	2,841,528.93	1,819,618.59	5,600,885.19	642,959.24	152,196.37	1,803,110.99	2,944,618.59	5,542,885.19	1,729,713.45	58,000.00	
PS																	
MOOE		359,297.59	4,965,846.12	5,325,143.71	530,961.24	296,778.43	1,682,478.93	1,048,484.59	4,158,703.19	530,961.24	152,196.37	1,803,110.99	1,672,434.59	4,158,703.19	1,166,440.52		
Fin Ex																	
CO		339,337.90	1,666,117.03	2,005,454.93	111,998.00		1,159,050.00	171,134.00	1,442,182.00	111,998.00			1,272,184.00	1,384,182.00	563,272.93	58,000.00	


Certified Correct:

  
Maglaqui, Dalmi  
Agency Budget Officer  
Date: 08/Jan/2019

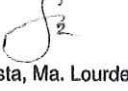
Certified Correct:

  
Resulta, Susette  
Agency Chief Accountant  
Date: 08/Jan/2019

Recommended By:

  
Soan, Victoria  
Director, FMS  
Date: 09/Jan/2019

Approved By:

  
Evangelista, Ma. Lourdes  
Head of Agency or Authorized Representative  
Date: 10/Jan/2019



**SUMMARY OF APPROVED BUDGET, UTILIZATIONS, DISBURSEMENTS AND BALANCES BY OBJECT OF EXPENDITURES**  
**As of the Quarter Ending December 31, 2018**

Department : Department of Health (DOH)  
 Agency : Office of the Secretary  
 Operating Unit : Mariveles Mental Hospital  
 Organization Code (UACS) : 130011400031  
 Fund Cluster : 05 - Internally Generated Income  
 Report Status : SUBMITTED

Particulars	UACS CODE	Approved Budget			Budget Utilization					Disbursements					Balances		
		Approved Budgeted Revenue	Adjustments (Additions, Reductions, Realignment)	Adjusted Budgeted Revenue	1st Quarter Ending March 31	2nd Quarter Ending June 30	3rd Quarter Ending Sept. 30	4th Quarter Ending Dec. 31	Total	1st Quarter Ending March 31	2nd Quarter Ending June 30	3rd Quarter Ending Sept. 30	4th Quarter Ending Dec. 31	Total	Unutilized Budget	Due and Demandable / Accounts Payable	Not Yet Due and Demandable
1	2	3	4	5=(3+4)	6	7	8	9	10=(6+7+8+9)	11	12	13	14	15=(11+12+13+14)	16=(5-10)	17	18
<b>I. Agency Specific Budget</b>																	
Maintenance and Other Operating Expenses		350,227.50	4,095,018.12	5,325,143.71	530,081.24	208,778.43	1,602,478.03	1,040,484.59	4,158,703.19	530,081.24	152,190.37	1,003,110.99	1,072,434.69	4,158,703.19	1,100,440.52		
Supplies and Materials Expenses	5020300000		1,047,002.73	1,047,002.73	145,004.70	208,778.43	715,000.00	705,312.22	1,853,049.34	145,004.70	152,190.37	830,523.05	720,282.23	1,603,048.34	84,048.39		
Office Supplies Expenses	5020301000		64,584.40	64,584.40	2,345.40	48,575.00	10,584.00	5,080.00	64,584.40	2,345.40	48,575.00	10,584.00	5,080.00	64,584.40			
Office Supplies Expenses	5020301002		64,584.40	64,584.40	2,345.40	48,575.00	10,584.00	5,080.00	64,584.40	2,345.40	48,575.00	10,584.00	5,080.00	64,584.40			
Accountable Forms Expenses	5020302000		218,425.70	218,425.70	75,200.00		74,225.70	69,000.00	218,425.70	75,200.00		74,225.70	69,000.00	218,425.70			
Accountable Forms Expenses	5020302000		218,425.70	218,425.70	75,200.00		74,225.70	69,000.00	218,425.70	75,200.00		74,225.70	69,000.00	218,425.70			
Food Supplies Expenses	5020305000		39,200.00	39,200.00	34,700.00				34,700.00	34,700.00				34,700.00	4,500.00		
Food Supplies Expenses	5020305000		39,200.00	39,200.00	34,700.00				34,700.00	34,700.00				34,700.00	4,500.00		
Medical, Dental and Laboratory Supplies Expenses	5020300000		524,587.71	524,587.71		224,346.95	151,108.16	149,022.60	524,587.71		79,764.89	295,780.22	149,022.60	524,587.71			
Medical, Dental and Laboratory Supplies Expenses	5020300000		524,587.71	524,587.71		224,346.95	151,108.16	149,022.60	524,587.71		79,764.89	295,780.22	149,022.60	524,587.71			
Fuel, Oil and Lubricants Expenses	5020309000		312,009.49	312,009.49	28,219.30		117,768.13	168,002.06	312,009.49	28,219.30		117,768.13	168,002.06	312,009.49			
Fuel, Oil and Lubricants Expenses	5020309000		312,009.49	312,009.49	28,219.30		117,768.13	168,002.06	312,009.49	28,219.30		117,768.13	168,002.06	312,009.49			
Semi-Expendable Machinery and Equipment Expenses	5020321000		141,335.39	141,335.39			34,750.00	100,800.00	135,550.00			25,300.00	110,250.00	135,550.00	5,785.39		
Office Equipment	5020321002		25,300.00	25,300.00			25,300.00		25,300.00			25,300.00		25,300.00			
Information and Communications Technology Equipment	5020321003		13,800.00	13,800.00				13,800.00	13,800.00				13,800.00	13,800.00			
Medical Equipment	5020321010		65,000.00	65,000.00				65,000.00	65,000.00				65,000.00	65,000.00			
Other Machinery and Equipment	5020321099		17,235.39	17,235.39			8,450.00	2,000.00	11,450.00				11,450.00	11,450.00	5,785.39		
Semi-Expendable Furniture, Fixtures and Books Expenses	5020322000		105,000.00	105,000.00	7,500.00	21,400.00	69,000.00	8,000.00	105,000.00	7,500.00	21,400.00	69,000.00	8,000.00	105,000.00			
Furniture and Fixtures	5020322001		38,000.00	38,000.00	7,500.00	21,400.00		8,000.00	38,000.00	7,500.00	21,400.00		8,000.00	38,000.00			
Books	5020322002		69,000.00	69,000.00			69,000.00		69,000.00			69,000.00		69,000.00			
Other Supplies and Materials Expenses	5020390000		541,070.04	541,070.04		4,456.48	258,345.00	205,407.58	488,209.04		4,456.48	243,845.00	219,907.56	488,209.04	73,761.00		
Other Supplies and Materials Expenses	5020390000		541,070.04	541,070.04		4,456.48	258,345.00	205,407.58	488,209.04		4,456.48	243,845.00	219,907.56	488,209.04	73,761.00		
Utility Expenses	5020400000	65,643.49	1,483,274.08	1,548,918.17	279,355.54		682,808.68	534,043.69	1,476,208.09	279,355.54		682,808.68	534,043.69	1,476,208.09	72,710.08		
Water Expenses	5020401000		609,342.08	609,342.08	88,340.70		178,419.90	209,871.40	530,632.00	88,340.70		178,419.90	209,871.40	530,632.00	72,710.08		
Water Expenses	5020401000		609,342.08	609,342.08	88,340.70		178,419.90	209,871.40	530,632.00	88,340.70		178,419.90	209,871.40	530,632.00	72,710.08		
Electricity Expenses	5020402000	65,643.49	873,932.00	939,576.09	191,014.84		484,388.68	284,172.29	939,576.09	191,014.84		484,388.68	284,172.29	939,576.09			
Electricity Expenses	5020402000	65,643.49	873,932.00	939,576.09	191,014.84		484,388.68	284,172.29	939,576.09	191,014.84		484,388.68	284,172.29	939,576.09			
Communication Expenses	5020500000		20,000.00	20,000.00	10,911.34				10,911.34					10,911.34	3,088.66		
Telephone Expenses	5020502000		10,000.00	10,000.00	7,135.35				7,135.35					7,135.35	2,864.65		
Landline	5020502002		10,000.00	10,000.00	7,135.35				7,135.35					7,135.35	2,864.65		



Particulars	UACS CODE	Approved Budget			Budget Utilization					Disbursements					Balances		
		Approved Budgeted Revenue	Adjustments (Additions, Reductions, Realignment)	Adjusted Budgeted Revenue	1st Quarter Ending March 31	2nd Quarter Ending June 30	3rd Quarter Ending Sept. 30	4th Quarter Ending Dec. 31	Total	1st Quarter Ending March 31	2nd Quarter Ending June 30	3rd Quarter Ending Sept. 30	4th Quarter Ending Dec. 31	Total	Unutilized Budget	Unpaid Utilizations	
																Due and Demandable / Accounts Payable	Not Yet Due and Demandable
1	2	3	4	5=(3+4)	6	7	8	9	10=(6+7+8+9)	11	12	13	14	15=(11+12+13+14)	16=(5-10)	17	18
Internet Subscription Expenses	5020503000		10,000.00	10,000.00	9,775.99				9,775.99	9,775.99				9,775.99	224.01		
Internet Subscription Expenses	5020503000		10,000.00	10,000.00	9,775.99				9,775.99	9,775.99				9,775.99	224.01		
Professional Services	5021100000		30,000.00	30,000.00	20,770.00				20,770.00	20,770.00				20,770.00	9,230.00		
Other Professional Services	5021190000		30,000.00	30,000.00	20,770.00				20,770.00	20,770.00				20,770.00	9,230.00		
Other Professional Services	5021190000		30,000.00	30,000.00	20,770.00				20,770.00	20,770.00				20,770.00	9,230.00		
General Services	5021200000		763,912.42	763,912.42	52,511.66		200,519.08	333,386.68	586,417.42	52,511.66		200,519.08	333,386.68	586,417.42	177,495.00		
Security Services	5021203000		586,417.42	586,417.42	52,511.66		200,519.08	333,386.68	586,417.42	52,511.66		200,519.08	333,386.68	586,417.42			
Security Services	5021203000		586,417.42	586,417.42	52,511.66		200,519.08	333,386.68	586,417.42	52,511.66		200,519.08	333,386.68	586,417.42			
Other General Services	5021299000		177,495.00	177,495.00											177,495.00		
Other General Services	5021299000		177,495.00	177,495.00											177,495.00		
Repairs and Maintenance	5021300000		53,850.00	53,850.00	15,448.00		33,850.00		49,328.00	15,448.00		33,850.00		49,328.00	4,552.00		
Repairs and Maintenance - Machinery and Equipment	5021305000		53,850.00	53,850.00	15,448.00		33,850.00		49,328.00	15,448.00		33,850.00		49,328.00	4,552.00		
Office Equipment	5021305002		20,000.00	20,000.00	15,448.00				15,448.00	15,448.00				15,448.00	4,552.00		
Medical Equipment	5021305011		33,850.00	33,850.00			33,850.00					33,850.00					
Other Maintenance and Operating Expenses	5029900000	293,654.10	666,786.29	959,440.39			69,380.00	75,742.00	145,122.00			69,380.00	75,742.00	145,122.00	815,318.39		
Representation Expenses	5029903000		341,562.88	341,562.88			69,380.00	62,845.00	123,225.00			69,380.00	62,845.00	123,225.00	218,337.88		
Representation Expenses	5029903000		341,562.88	341,562.88			69,380.00	62,845.00	123,225.00			69,380.00	62,845.00	123,225.00	218,337.88		
Other Maintenance and Operating Expenses	5029999000	293,654.10	325,223.41	618,877.51			9,000.00	12,897.00	21,897.00			9,000.00	12,897.00	21,897.00	596,980.51		
Other Maintenance and Operating Expenses	5029999000	293,654.10	325,223.41	618,877.51			9,000.00	12,897.00	21,897.00			9,000.00	12,897.00	21,897.00	596,980.51		
Capital Outlays		339,337.90	1,665,117.03	2,005,454.93	111,998.00		1,158,654.00	171,530.00	1,442,182.00	111,998.00		1,272,184.00	1,384,182.00	563,272.93	58,000.00		
Furniture, Fixtures and Books	1060700000		18,000.00	18,000.00				18,000.00	18,000.00			18,000.00	18,000.00	18,000.00			
Furniture and Fixtures	1060701000		18,000.00	18,000.00				18,000.00	18,000.00			18,000.00	18,000.00	18,000.00			
Furniture and Fixtures	1060701000		18,000.00	18,000.00				18,000.00	18,000.00			18,000.00	18,000.00	18,000.00			
Property, Plant and Equipment Outlay	5060400000	339,337.90	1,548,117.03	1,887,454.93	21,998.00		1,158,654.00	153,530.00	1,394,182.00	21,998.00		1,254,184.00	1,276,182.00	553,272.93	58,000.00		
Machinery and Equipment Outlay	5060405000		771,955.08	771,955.08	21,998.00		83,654.00	153,530.00	259,182.00	21,998.00		178,184.00	201,182.00	512,773.08	58,000.00		
Office Equipment	5060405002		39,140.00	39,140.00				39,140.00	39,140.00			39,140.00	39,140.00	39,140.00			
Information and Communication Technology Equipment	5060405003		673,688.92	673,688.92	21,998.00		47,500.00	114,390.00	183,888.00	21,998.00		103,890.00	125,888.00	489,800.92	58,000.00		
Other Machinery and Equipment	5060405009		59,126.14	59,126.14			38,154.00		38,154.00			38,154.00	38,154.00	22,972.14			
Transportation Equipment Outlay	5060406000	339,337.90	776,161.97	1,115,499.87			1,075,000.00		1,075,000.00			1,075,000.00	1,075,000.00	40,499.87			
Motor Vehicles	5060406001	339,337.90	776,161.97	1,115,499.87			1,075,000.00		1,075,000.00			1,075,000.00	1,075,000.00	40,499.87			
Intangible Assets Outlay	5060600000		100,000.00	100,000.00	90,000.00				90,000.00	90,000.00				90,000.00	10,000.00		
Computer Software	5060602000		100,000.00	100,000.00	90,000.00				90,000.00	90,000.00				90,000.00	10,000.00		
Computer Software	5060602000		100,000.00	100,000.00	90,000.00				90,000.00	90,000.00				90,000.00	10,000.00		
<b>GRAND TOTAL</b>																	
Grand Total		698,635.48	6,631,963.15	7,330,588.64	642,959.24	296,778.43	2,841,132.93	1,820,014.50	5,600,885.18	642,959.24	152,108.37	1,803,110.99	2,944,818.59	5,542,885.18	1,729,713.45	58,000.00	

Certified Correct:

*Shirley Maglaqui*  
Maglaqui, Dairni

Agency Budget Officer

Date: 08/Jan/2019

Certified Correct:

*Resulta*  
Resulta, Susette

Agency Chief Accountant

Date: 08/Jan/2019

Recommended By:

*Victoria Soan*  
Soan, Victoria

Director, FMS

Date: 10/Jan/2019

Approved By:

*Ma. Lourdes Evangelista*  
Evangelista, Ma. Lourdes

Head of Agency or Authorized Representative

Date: 10/Jan/2019