

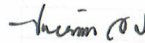

MARIVELES MENTAL HOSPITAL
Report on Government Projects/Programs/Activities

As of December 31, 2021


Project/Program/Activity Name	Location	Total Cost	Date Started	No. of Extensions	Target Completion Date	Project Status		Remarks
						% of Completion	Total Cost Incurred to Date	
NON-INFRA								
Provision of Drugs and Medicines and Medical Supplies	MMWGH	30,033,542.07	January 2021	-	December 2021	116%	34,838,592.26	% of completion is computed at Total Cost Incurred to Date/Total Cost
Provision of Meals for MMH patients	MMWGH	40,241,245.20	January 2021	-	December 2021	85%	34,191,939.82	
Provision of Supplies and Materials	MMWGH	16,087,406.76	January 2021	-	December 2021	102%	16,476,167.95	
Provision of Health Care Assistance to Senior Citizens and Differently-Abled Persons.	MMWGH	1,816,000.00	January 2021	-	December 2021	222%	4,030,960.30	
Provision for GAD Activities	MMWGH	45,170,083.00	January 2021	-	December 2021	251%	113,317,579.48	
Provision for Health Promotion Activities	MMWGH	1,942,205.80	January 2021	-	December 2021	43%	839,833.64	
Provision for Human Resource Development Purposes	MMWGH	5,937,757.48	January 2021	-	December 2021	52%	3,072,026.33	
HEMS Programs like Strengthening Disaster Preparedness & Response System; Earthquake Drill; Fire Drill; BLS; Support to Operation Center; Capacity Development for Hospital; Policies, Guidelines, Plans Development; Provision of Buffer Stock for Emergencies	MMWGH	7,514,600.00	January 2021	-	December 2021		3,569,088.02	
Provision for Monitoring and Evaluation	MMWGH	2,993,975.00	January 2021	-	December 2021	83%	2,499,330.65	
Provision for other Communicaton Expenses	MMWGH	1,365,000.00	January 2021	-	December 2021	87%	1,187,286.98	
Provision for Professional and General Services	MMWGH	29,473,700.00	January 2021	-	December 2021	146%	42,893,083.89	
Provision for Facilities Management	MMWGH	9,787,231.89	January 2021	-	December 2021	99%	9,686,812.56	
Procurement of Equipment	MMWGH	24,000,000.00	January 2021	-	December 2021	88%	21,000,000.00	
INFRA								
								% of completion is based on Physical Accomplishment

Proposed Laboratory and Radiology Complex Phase 1	MMWGH	10,000,000.00	January 2021	-	December 2021	0.00%	9,957,325.47	
UPGRADING OF NEW ISOLATION BUILDING PHASE 3, IMPROVEMENT OF NURSE STATION	MMWGH	3,000,000.00	January 2021	-	December 2021	100.00%	2,981,459.48	
TOTAL		226,362,747.20					2,981,459.48	300,541,486.83

Prepared by:


VICTORIA S. SOAN, MPS
 Financial Management Officer II

 LDCM/CGFS

Approved by:


MARIA LOURDES L. EVANGELISTA, MD, FPPA
 Medical Center Chief II

MARIVELES MENTAL WELLNESS AND GENERAL HOSPITAL
Report on Government Projects/Programs/Activities
 As of June 30, 2022

Project/Program/Activity Name	Location	Total Cost	Date Started	No. of Extensions	Target Completion Date	Project Status		Remarks	
						% of Completion	Total Cost Incurred to Date (Obligated)		
NON-INFRA									
Provision for Travelling Expense-Local	MMWGH	1,920,000.00	January 2022	-	December 2022	24%	453,475.00	% of completion is computed at Total Cost Incurred to Date(Obligation)/Total Cost	
Provision for Drugs and Medicines and Medical Supplies	MMWGH	28,369,646.54	January 2022	-	December 2022	56%	15,968,679.34		
Provision for Meals for MMWGH patients	MMWGH	40,847,504.50	January 2022	-	December 2022	44%	17,776,323.50		
Provision for Office and Other Non-Medical Supplies and Materials	MMWGH	23,619,237.73	January 2022	-	December 2022	39%	9,095,039.44		
Provision for Communicaton Expenses	MMWGH	1,399,400.00	January 2022	-	December 2022	44%	617,089.00		
Provision for Utilities Expenses	MMWGH	1,399,400.00	January 2022	-	December 2022	134%	1,873,271.56		
Provision and Attribution for Health Care Assistance to Senior Citizens and Differently-Abled Persons.	MMWGH	2,076,920.91	January 2022	-	December 2022	245%	5,083,146.70		
Provision and Attributions to GAD	MMWGH	70,211,996.99	January 2022	-	December 2022	118%	82,989,705.00		
Provision for Health Promotion Activities	MMWGH		January 2022	-	December 2022	#DIV/0!	1,007,578.25		
Provision for Human Resource Learning and Development	MMWGH	5,507,400.00	January 2022	-	December 2022	27%	1,482,051.29		
Provision for Monitoring and Evaluation	MMWGH	3,685,600.00	January 2022	-	December 2022	29%	1,064,222.75		
Provision for Disaster Risk Reduction Management in Health	MMWGH	16,899,389.82	January 2022	-	December 2022	51%	8,660,394.38		
Provision for Professional and General Services	MMWGH	29,958,657.10	January 2022	-	December 2022	80%	24,017,651.15		
Provision for HRH-COVID 19-Human Resource for Health Emergency Hiring	MMWGH	10,728,876.24	January 2022	-	June 2022	100%	10,720,646.66		
Provision for Facilities Management	MMWGH	11,635,224.31	January 2022	-	December 2022	48%	5,568,825.03		
Procurement of Medical Equipment (HFEP)	MMWGH	75,750,300.00	January 2022	-	December 2022	0%	-		
Procurement of IT Equipment (Telemedicine)	MMWGH	1,875,000.00	January 2022	-	December 2022	0%	-		
INFRA									
Completion of Laboratory Complex Phase 2	MMWGH	9,868,009.55	January 2022	-	December 2022	8.00%	9,868,009.55		% of completion is based on Physical Accomplishment
Upgrading of Sewer Line Phase 1	MMWGH	4,222,119.99	January 2022	-	December 2022	0.00%	3,875,855.62		
Rehabilitation of Radiology and Psychology	MMWGH	50,000,000.00	January 2022	-	December 2022	0.00%	-		
TOTAL		388,054,683.68					200,121,964.22		

Prepared by:

Victoria S. Soan
 VICTORIA S. SOAN, MPS
 Financial Management Officer II

In Coordination with:

Cristal Gay F. Susi
 CRISTAL GAY F. SUSI
 In Charge, Planning Unit

Approved by:

Maria Lourdes L. Evangelista
 MARIA LOURDES L. EVANGELISTA, MD, FPPA
 Medical Center Chief II

